

AN UNEXPLAINED 10° - 40° SHIFT IN THE LOCATION OF SOME DIVERSE NEUTRAL ATOM DATA AT 1 AU

Michael R. Collier¹, Thomas E. Moore¹, David Simpson¹, Aaron Roberts¹, Adam Szabo¹, Stephen Fuselier², Peter Wurz³, Martin A. Lee⁴, and Bruce T. Tsurutani⁵

¹*NASA/Goddard Space Flight Center, Greenbelt, MD 20771*

²*Lockheed Martin Advanced Technology Center, Palo Alto, CA 94304*

³*University of Bern, CH-3012, Switzerland*

⁴*University of New Hampshire, Durham 03824*

⁵*Jet Propulsion Laboratory, California Institute of Technology, Pasadena 91109*

ABSTRACT

Four different data sets pertaining to the neutral atom environment at 1 AU are presented and discussed. These data sets include neutral solar wind and interstellar neutral atom data from IMAGE/LENA, energetic hydrogen atom data from SOHO/HSTOF and plasma wave data from the magnetometer on ISEE-3. Surprisingly, these data sets are centered between 262° and 292° ecliptic longitude, $\sim 10^\circ$ - 40° from the upstream interstellar neutral (ISN) flow direction at 254° resulting from the motion of the Sun relative to the local interstellar cloud (LIC). Some possible explanations for this offset, none of which is completely satisfactory, are discussed.

INTRODUCTION

Due to the motion of the heliosphere at about 25 km/s through the LIC, the Earth passes upstream of the Sun in the main neutral gas flow in early June of every year, about June 5 (day 156) when it is near 254° ecliptic longitude (Frisch, 2000). Several independent observations for both H and He including pickup ions (Gloeckler and Geiss, 2001), direct neutral gas observations (Witte et al., 1993), and UV backscattering (Lallement, 1996) have established this direction along with the resulting spatial distribution and kinematics of the particles. In addition, the derived flow is consistent with UV absorption measurements in the light of nearby stars (Bertin et al., 1993).

The presence of this well-established stream leads to the expectation that neutral atom data at 1 AU would be symmetric with respect to the $74^\circ/254^\circ$ ecliptic longitude axis. However, a number of neutral atom data sets at 1 AU, four of which are discussed here, curiously are not centered with this axis, but with larger ecliptic longitudes by about 10° - 40° , depending on the data set in question.

INTERSTELLAR NEUTRAL (ISN) OBSERVATIONS

Fuselier predicted prior to the IMAGE launch in March of 2000, based in part on earlier unpublished work by Gruntman, that the Low Energy Neutral Atom (LENA) imager, which responds to neutral atoms down to as low as about 10 eV (Moore et al., 2000), would be able to directly observe interstellar neutral helium early in each calendar year. As shown in Figure 1, LENA did observe a signal in the Winter of 2000/2001 which, because it occurred at the predicted time of year and from the predicted direction, close to the Earth ram direction, was interpreted as due to ISN.

Because the upstream direction, 254° , lies outside of LENA's field-of-view, for ISN to be observed directly by LENA they must be appreciably bent by the Sun's gravity downwind of the Sun, making it unlikely that this signal is ISN hydrogen which is strongly influenced by solar radiation pressure. Consequently, the

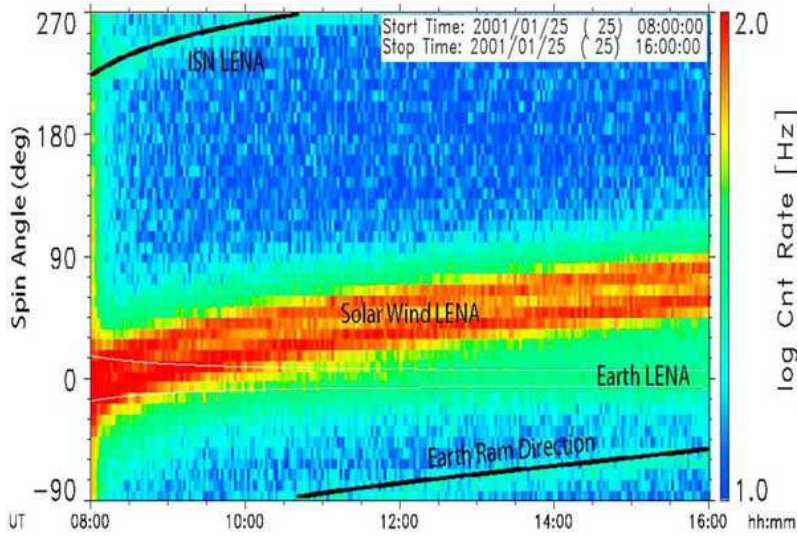


Fig. 1. LENA spectrogram showing ISN signal.

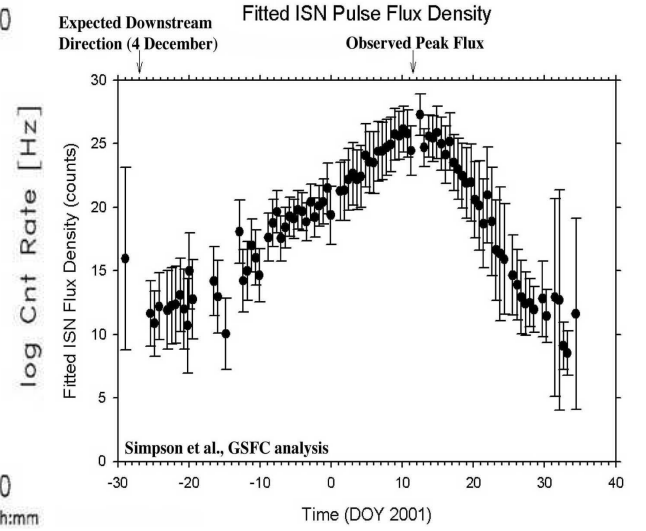


Fig. 2. ISN count rate versus day of year.

signal is probably helium, although LENA does respond to all species of neutrals over a wide energy range.

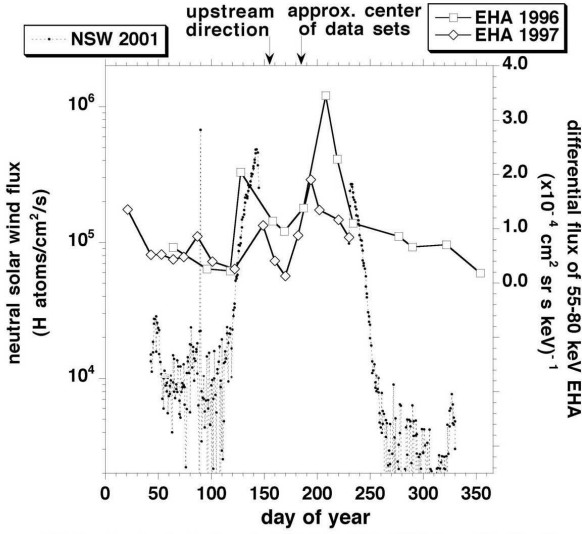
The peak interstellar neutral flux is expected when the Earth is directly downstream, on December 5. However, because the LENA efficiencies are a strong function of energy and the expected velocity of heavy ISN with respect to IMAGE exhibits a broad peak starting in mid-December, the maximum in the observed neutral count rate should occur somewhere around December 15. So, following the appearance of this signal, two groups on the LENA team independently used different techniques to extract the signal and track its rate versus time. The two groups reached the same conclusion, namely that the peak count rate of the neutrals occurred about forty days later than December 5, in early January, as shown in Figure 2. Thus, if of ISN origin, these observations do not seem to come from the same population of neutrals observed by the Ulysses Neutral GAS experiment (Witte et al., 1992), through UV backscattering (Chassefière et al., 1986; Vallergera, 1996) and through pickup ions (Möbius et al., 1985; Gloeckler and Geiss, 2001).

NEUTRAL SOLAR WIND (NSW) OBSERVATIONS

Figure 3 shows the annual variation of the neutral solar wind flux, which forms when solar wind ions exchange charge with neutral atoms between the Sun and the Earth (Collier et al., 2001), observed by LENA over the year 2001 (dashed line). There is a clear enhancement of about one and one half orders of magnitude in the data occurring between about day 120 and day 250, although the Sun, and hence the solar wind, is outside of LENA's field-of-view from about day 144 to day 230. When the center of the enhancement is inferred from the rise and fall, its location is estimated to be on day 184.

The highest measured neutral solar wind flux is $\sim 0.2\%$ of the nominal solar wind flux, although the upward trend may suggest a higher peak rate. The flux is based on the assumption that LENA responds to hydrogen with an energy of 1 keV. However, the average solar wind energy is higher than 1 keV and LENA's efficiency may be higher at the higher energies. Furthermore, LENA may be responding in-part to suprathermal particles or heavy atoms, which also will have higher efficiencies. Considering this and uncertainties in calibration, the observed neutral solar wind flux could be lower than that shown in Figure 3 by about a factor of four or five. Because IMAGE, except under infrequent extreme conditions, is in the magnetosphere, there are no solar wind ions to suppress.

The neutral solar wind fluxes outside of the period of enhancement have been interpreted as neutrals generated by the solar wind interaction with interplanetary dust and the Earth's hydrogen exosphere (Collier et al., 2002). The third main source of neutrals for solar wind charge exchange, interstellar hydrogen, which has a higher density and will charge exchange more readily with protons than neutral helium will (Gruntman, 1994), is expected to have an annual periodicity due to the Earth's motion around the Sun. Furthermore, unlike helium, hydrogen is relatively unaffected by solar gravity, being partially if not entirely balanced by radiation pressure, so that the highest hydrogen densities are found in the upstream, rather than downstream,



From: Hilchenbach et al., Ap. J., 503:916-922, 1998 Aug 20, Fig. 6

Fig. 3. HSTOF/EHA and LENA/NSW data.

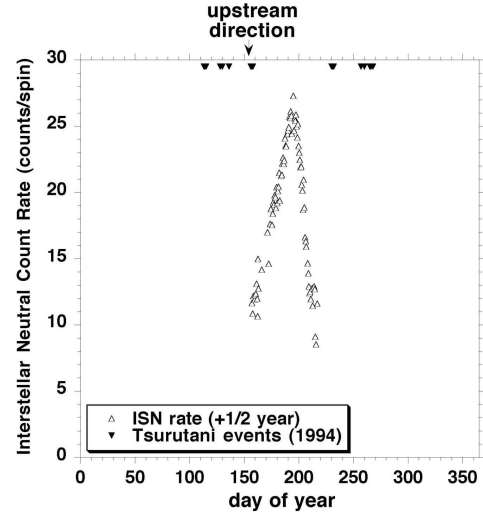


Fig. 4. Tsurutani events and ISN data (shifted 6 months).

region. Recent evidence with SOHO/SWAN indicates a rather high photon pressure with μ , the ratio of the radiation to gravitational force, approaching one even during solar minimum (Quémerais et al., 1999).

Figure 6 of Bzowski et al. (1996) shows a model prediction for the annual variation of the neutral solar wind flux at 1 AU over a solar cycle. Qualitatively, the model predicts a variation between one and three orders of magnitude in the upstream direction, consistent with the LENA observations and prompting an interpretation linking the LENA enhancement with interstellar hydrogen. However, the observed fluxes are over an order of magnitude greater than the predicted fluxes, which are close to 10^4 atoms/cm²/s, and occur about thirty days (or approximately 30°) later than the nominal interstellar neutral flow direction.

ENERGETIC HYDROGEN ATOM OBSERVATIONS

Figure 3 also shows energetic hydrogen atom data (solid line) from the High Energy Suprathermal Time-of-Flight (HSTOF) sensor on SOHO published by Hilchenbach et al. (1998) (data from their Figure 6a). They examined quiet day fluxes of hydrogen atoms with energies between 55 and 80 keV and interpret these fluxes as coming from the heliosheath. Kóta et al. (2001) have argued that the HSTOF ENA observations are also consistent with an energetic ion population source accelerated at CIRs in the inner heliosphere.

Like the LENA neutral solar wind observations, HSTOF is looking back towards the Sun and, like LENA, HSTOF sees an enhancement in energetic neutrals between about day 120 and 250. However, unlike LENA, HSTOF is not looking directly back at the Sun, but 37° off the Sun-Earth line. When the data are plotted as a function of the actual ecliptic longitude HSTOF observes (see Hilchenbach et al., Figure 6b), there is a substantial shift, about 15° , between the peak flux and the nominal upstream/downstream axis, although the statistical uncertainties are relatively large. This shift is apparent in the HSTOF long term trending data shown in Figure 18 of Czechowski et al. (2001) as well. However, the fluxes HSTOF observes are higher by an order of magnitude than can be accounted for by the models considered by Czechowski et al. Certainly an additional source of neutral gas, such as might be supplied by a secondary stream, would bring model and observations into closer agreement.

WAVE OBSERVATIONS

Tsurutani et al. (1994) reported low frequency waves with periods near the proton gyroperiod at 1 AU observed by the magnetometer on ISEE-3. The events are unusual because the interplanetary magnetic field power spectrum at 1 AU is typically quite featureless, exhibiting a relatively smooth Kolmogorov $\nu^{-5/3}$ dependence. However, during these events (see their Figure 3), Tsurutani et al. saw broad increases in the wave power near the proton cyclotron frequency, atypical in the normal solar wind.

Tsurutani et al. considered pickup of cold hydrogen neutrals as the most likely source of the waves and

list interstellar neutrals as a possible candidate. The dates of their events are distributed over a three year period from 1978-1981 (see their Table 1). However, the day of year of these events falls into two clusters, as shown at the top of Figure 4, which appear to be centered not with the upstream direction, but about thirty degrees later.

In the event these wave observations are associated with elevated neutral fluxes centered at an ecliptic longitude somewhere between 262° and 292° , then a natural question is why would this wave activity only occur in the regions of the neutral atom gradients. One possible explanation is that it results from Earth crossings of the parabolic exclusion boundary (Holzer, 1977). For values of $\mu > 1$, hydrogen is unable to penetrate to the Sun and the forbidden region forms a parabolic boundary, which, in analogy to the magnetosheath, has an associated hydrogen sheath of substantially increased density. For a static boundary and reasonable values of μ , the Earth will traverse this sheath twice annually in the upstream direction (see Holzer, 1977, Figure 4b). However, the boundary is likely irregular and in near constant motion, causing multiple traversals and bursty activity during the appropriate times of year, as observed in Tsurutani et al.'s events. In fact, examining Tsurutani et al.'s wave events, they do resemble, in the sense of having multiple closely-spaced events, the traversals of boundaries such as the magnetopause and bow shock.

Of course, if the secondary stream population is very hot, only those particles in the distribution with energies high enough to effectively penetrate to 1 AU while low enough to form a parabolic exclusion boundary near 1 AU would be producing these waves. Note also that Holzer uses a value $\mu=1.2$, whereas μ may be substantially larger leading to higher energy particles forming the same parabolic exclusion boundary.

DISCUSSION AND CONCLUSIONS

Figure 5 shows all four of the data sets discussed in this paper on a single plot. The data have a symmetry point substantially later than expected based on the nominal upstream direction but appear to be consistent with a direction very close to the Galactic center at 267° . One possibility is that this may be due to a secondary stream of neutrals which enters the heliosphere at an ecliptic longitude somewhere between 262° and 292° . The wave data and the downstream directly observed neutral data suggest a lower energy component while the neutral solar wind and perhaps the HSTOF data favor a component at higher energies which can penetrate well inside of 1 AU. This implies that should this secondary stream exist, it likely contains a wide range of neutral speeds, that is, it is very hot.

A natural question is what would cause such a stream and the answer is unclear at best, although there are a couple other relevant issues that should be mentioned. First, it is interesting to note that the apparent direction of the interstellar dust flow is shifted about 10° later in ecliptic longitude than the direction of the interstellar neutral flow (Grün, 2000), although they are consistent to within a 1σ uncertainty. The dust distribution, however, is sufficiently broad so that it is also consistent with a wide range of flow directions. Because dust can serve as a source of neutrals for charge exchange (Banks, 1971), there may be some relationship between the interstellar dust flow and this possible secondary stream.

Second, if the heliosphere is tilted due to the inclination of an interstellar magnetic field, as suggested by some simulations (Ratkiewicz et al., 1998) and illustrated in Figure 6, then perhaps the shift in the data sets presented here is the result of this asymmetry.

Third, Lallement (private communication, 2002) has pointed out that evidence suggests that the heliosphere is extremely close to the boundary of the local interstellar cloud in the approximate direction of the Galactic center, albeit with a huge uncertainty (Lallement, 1996; Lallement and Bertin, 1992). If the next cloud in that direction, the G cloud (Linsky and Wood, 1996), has not already caught up to the LIC (Lallement et al., 1990), between the LIC and the G cloud resides a hot ionized gas of temperature $\sim 10^6$ K, which corresponds to 150 km/s for protons. If the interface with this hot gas is close (we have only upper limits (Redfield and Linsky, 2000)), then, because of charge exchange between hydrogen and protons, hot neutral H with characteristic speeds of about 150 km/s, perhaps higher, will penetrate the heliosphere from the approximate direction of the Galactic center because of our proximity to the interface. In this scenario, because the distribution is so hot, *some* flux of energetic neutrals (> 1 keV) may be observed flowing *towards* the Sun when the Earth is between the Sun and the Galactic center.

Fourth, the role of the Earth in influencing 1 AU observations of extraterrestrial neutrals may not be fully appreciated. As just one example, because lower energy particles in the interstellar neutral distribution

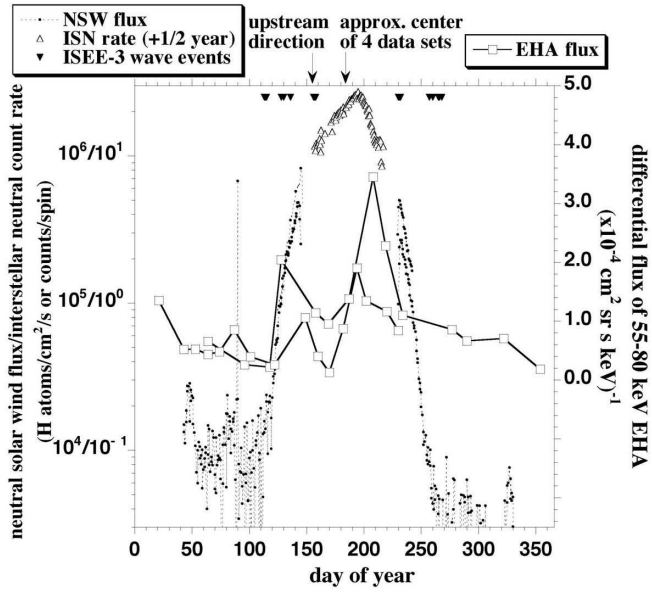


Fig. 5. Four data sets discussed here (ISN data shifted 6 months).

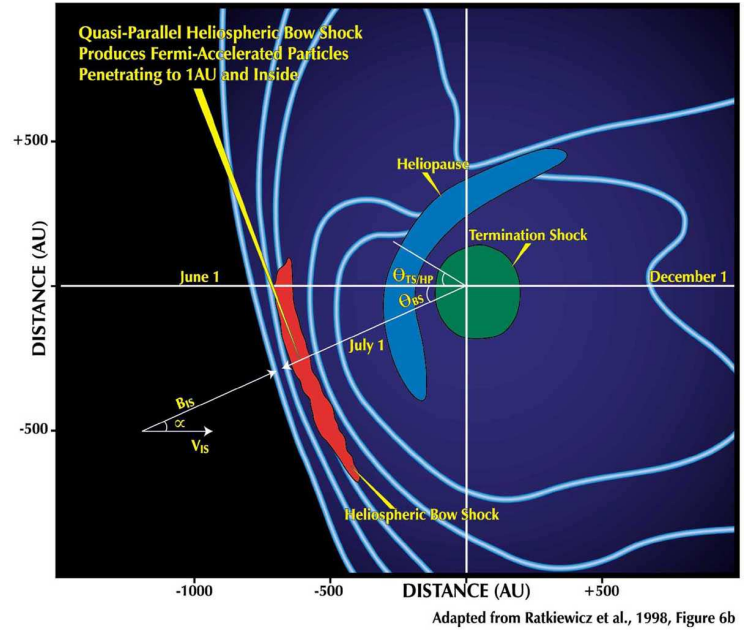


Fig. 6. Angled IS B-field producing heliospheric tilt.

are preferentially filtered out, the remnant population at 1 AU will have a higher effective speed. The Earth moves at $v_E = 30$ km/s. Thus, if the interstellar neutrals flow at v_{ISN} and the Earth is at an angle $\sin^{-1}\{v_E/v_{ISN}\}$ with respect to the upstream direction, then the interstellar neutrals will flow exactly along the Sun-Earth line in the frame of the Earth. Consequently, the axis of the focusing cone created by the Earth's gravity will be aligned with the solar wind and will produce strong neutral density enhancements along an extended solar wind path length.

Fifth, a closer look at the spatial distribution of pickup ions appears to be warranted (Gloeckler and Geiss, 2001), with a shorter averaging window as used, for example, by Möbius et al. (2002). This treatment appears to reveal evidence of primary and secondary streams during the period of the IMAGE data sets (2000-2001). However, it must be borne in mind that the spectral form of the pickup ions resultant from a fast and/or warm secondary stream may not have the same form as that which results from cold interstellar neutral photoionization. The spectral form that is a cut-off at two times the solar wind velocity results from pickup of neutrals travelling slowly with respect to the solar wind.

In summary, multiple data sets exhibit a spatial structure that is aligned with a direction between 10° and 40° from the nominal upwind direction of the interstellar flow. This structure may possibly be explained in terms of a secondary stream. It remains to be fully understood, however, how these data fit in with previous measurements of neutral atoms, pickup ions and UV spectra within the heliosphere and whether or not this interpretation is consistent with these observations.

ACKNOWLEDGMENTS

Special thanks to R. Lallement and J-L Bertaux for valuable discussions. Portions of this research were performed at the Jet Propulsion Laboratory, Calif. Inst. of Tech. under contract with NASA.

REFERENCES

- Banks, P.M., Interplanetary hydrogen and helium from cosmic dust and the solar wind, *J. Geophys. Res.*, **76**, 4341-4348, 1971.
- Bertin, P., R. Lallement, R. Ferlet and A. Vidal-Madjar, Detection of the local interstellar cloud from high-resolution spectroscopy of nearby stars: Inferences on the heliospheric interface, *J. Geophys. Res.*, **98**, 15,193-15,197, 1993.
- Bzowski, M., H. J. Fahr, and D. Ruciński, Interplanetary neutral particle fluxes influencing the Earth's atmosphere and the terrestrial environment, *Icarus*, **124**, 209-219, 1996.

- Chassefière, E., J.L. Bertaux, R. Lallement and V.G. Kurt, Atomic hydrogen and helium densities of the interstellar medium measured in the vicinity of the Sun, *Astron. Astrophys.*, **160**, 229-242, 1986.
- Collier, M. R., T. E. Moore, K. W. Ogilvie et al., Observations of neutral atoms from the solar wind, *J. Geophys. Res.*, **106**, 24,893-24,906, 2001.
- Collier, M. R., T. E. Moore, K. W. Ogilvie et al., Dust in the wind: The dust geometric cross section at 1 AU based on neutral solar wind observations, in press, *Solar Wind 10 Proceedings*, 2002.
- Czechowski, A., H. Fichtner, S. Grzedzielski et al., Anomalous cosmic rays and the generation of energetic neutrals in the region beyond the termination shock, *Astron. and Astrophys.*, **368**, 622-634, 2001.
- Frisch, P. C., The galactic environment of the Sun, *Am. Sci.*, **88**, 52-59, Jan.-Feb. 2000.
- Gloeckler, G. and J. Geiss, Heliospheric and interstellar phenomena deduced from pickup ion observations, *Space Sci. Rev.*, **97**, 169-181, 2001.
- Grün, E., Dust in the Solar System, in *The Outer Heliosphere: Beyond the Planets*, edited by K. Scherer, H. Fichtner and E. Marsch, p. 303, Copernicus Gesellschaft e.V., Katlenburg-Lindau, FRG, 2000.
- Gruntman, M. A., Neutral solar wind properties: Advance warning of major geomagnetic storms, *J. Geophys. Res.*, **99**, 19,213-19,227, 1994.
- Hilchenbach, M., K.C. Hsieh, D. Hovestadt, et al., Detection of 55-80 keV hydrogen atoms of heliospheric origin by CELIAS/HSTOF on SOHO, *Astrophys. J.*, **503**, 916-922, 1998.
- Holzer, T. E., Neutral hydrogen in interplanetary space, *Rev. Geophys. and Space Phys.*, **15**, 467-490, 1977.
- Kóta, J., K.C. Hsieh, J.R. Jokipii, A. Czechowski and M. Hilchenbach, Viewing corotating interaction regions globally using energetic neutral atoms, *J. Geophys. Res.*, **106**, 24,907-24,914, 2001.
- Lallement, R., Relations between ISM inside & outside the heliosphere, *Space Sci. Rev.*, **78**, 361-374, 1996.
- Lallement, R. and P. Bertin, Northern-hemisphere observations of nearby interstellar gas: Possible detection of the local cloud, *Astron. Astrophys.*, **266**, 479-485, 1992.
- Lallement, R., R. Ferlet, A. Vidal-Madjar and C. Gry, Velocity structure of the local interstellar medium, in *Physics of the Outer Heliosphere*, edited by Grzedzielski & Page, pp. 37-42, Pergamon, Oxford, 1990.
- Linsky, J. L. and B. E. Wood, The α Centauri line of sight: D/H ratio, physical properties of the local interstellar gas, and measurement of heated hydrogen (the "hydrogen wall") near the heliopause, *Astrophys. J.*, **463**, 254-270, 1996.
- Möbius, E., D. Hovestadt, B. Klecker, M. Scholer, G. Gloeckler and F.M. Ipavich, Direct observation of He^+ pick-up ions of interstellar origin in the solar wind, *Nature*, **318**, 426-429, 1985.
- Möbius et al., Coordinated analysis of the interstellar focusing cone at 1 AU (Abstract), COSPAR, 2002.
- Moore, T.E., D.J. Chornay, M.R. Collier, et al., The Low Energy Neutral Atom Imager for IMAGE, *Space Sci. Rev.*, **91**, 155-195, 2000.
- Quémerais, E., J. Bertaux, R. Lallement et al., Interplanetary Lyman α line profiles derived from SWAN/SOHO hydrogen cell measurements: Full-sky velocity field, *J. Geophys. Res.*, **104**, 12,585-12,603, 1999.
- Ratkiewicz, R., A Barnes, G.A. Molvik et al., Effect of varying strength and orientation of local interstellar magnetic field on configuration of exterior heliosphere: 3D MHD simulations, *Astron. Astrophys.*, **335**, 363-369, 1998.
- Redfield, S. and J. L. Linsky, The three-dimensional structure of the warm local interstellar medium. II. The Colorado model of the local interstellar cloud, *Astrophys. J.*, **534**, 825-837, 2000.
- Tsurutani, B. T., J. K. Arballo, J. Mok et al., Electromagnetic waves with frequencies near the local proton gyrofrequency: ISEE-3 1 AU Observations, *Geophys. Res. Lett.*, **21**, 633-636, 1994.
- Vallerga, J., Observations of the local interstellar medium with the Extreme Ultraviolet Explorer, *Space Sci. Rev.*, **78**, 277-288, 1996.
- Witte, M., H. Rosenbauer, E. Keppler, H. Fahr, P. Hemmerich, H. Lauche, A. Loidl and R. Zwickl, The interstellar neutral-gas experiment on ULYSSES, *Astron. Astrophys. Suppl. Ser.*, **92**, 333-348, 1992.
- Witte, M., H. Rosenbauer, M. Banaszkiewicz et al., The Ulysses neutral gas experiment: Determination of the velocity and temperature of the interstellar neutral helium, *Adv. Space Res.*, **13**, (6)121-130, 1993.