

The Knee in Galactic Cosmic Ray Spectrum and Variety in Supernovae

Lyubov G. Sveshnikova

*Skobeltsyn Institute of Nuclear Physics of Moscow State University,
119992, Leninskie Gory, MSU, Moscow, Russia. email: sws@dec1.sinp.msu.ru*

Abstract

Here is proposed the qualitative and quantitative solution of long-standing problem in astrophysics: the origin of 'knee' in Galactic cosmic rays (CRs). The paper deals with calculations based on the standard model of cosmic ray acceleration in Supernova remnants (SNR) and on the latest astronomical data concerning the variety in Supernovae types and energies as well as the sites of their explosions. The results obtained allow explanation of the main features of all particle cosmic ray spectrum: the 'knee' around 3 PeV, the change of a slope by 0.3-0.4 in this point and the start of dip around 1000 PeV. The results are based essentially on the premise that energy of accelerated CRs in the given SNR is proportional to the kinetic energy of this explosion, that stresses the input of high energy explosions and suppresses the contribution of low energy explosions to the total CR flux.

1 Introduction

Supernovae (SNe) represent the catastrophic explosions that mark the end of the life of some stars. It is well known, that the mechanical energy input to the Galaxy from each supernova is about 10^{51} erg, so with a rate of about 0.01-0.03 year⁻¹ total power of SNs in our Galaxy is enough to provide the total energy of Galactic cosmic rays (GCR) $\sim 10^{-12}$ erg/cm³ (Berezinsky et al. [1990]). It is shown that there exists a mechanism needed for the channeling about 10% (or even more (Berezhko et al. [2000a])) of the mechanical energy of the explosion into relativistic particles. Considerable collective efforts have been made during the recent years to clarify the mechanism of CR acceleration in SNRs (Drury et al. [2001]). Theoretical progress is connected with the development of the kinetic nonlinear theory of diffusive shock acceleration (Berezhko et al. [1996], [1997], [2000a], [2000b]; Berezhko& Ellison [1999]; Ellison et al. [1997], [2000]; Drury et al. [2001]; Malkov et al. [2001]) and key advance has been made due to improved understanding of the nonlinear reaction effects on the shock structure. This theory is able to explain not only the main characteristics of the observed all particle cosmic ray spectrum up to an energy of $10^{14} - 4 \cdot 10^{14}$ eV (Berezhko et al. [2000a]; Drury et al. [2001]), but also heavy element abundances in CR flux relative to the solar system (Ellison et al. [1997]).

The standard model predicts (Drury et al. [2001]):

- 1) The power-like and approximately similar spectra of various nuclei of CRs beyond an energy of 100 GeV/n. Spectra of heavy component can be slightly harder ($\Delta\gamma \sim 0.3$) than proton one due to more effective acceleration of dust grains and ions (Ellison et al. [1997]).
- 2) The slope of power-like source spectrum is $\gamma_{sour} \sim 2.0 - 2.1$. May be spectra have a 'curvature' being even harder before the maximal energy of acceleration, if nonlinear reaction effects are strong (Berezhko et al. [2000a]), (Ellison et al. [1997]).

3) The maximal energy of accelerated particles E_{max} (cut off energy) is $\sim Z \times 10^{14}$ eV for the average SNe exploding into the average interstellar medium (ISM).

4) There is a possibility to move the maximal energy to higher energies assuming nonordinary medium, for example, circumstellar medium (CSM) for any class of explosions: explosions into wind of Wolf-Rayet stars or explosions into superbubbles (Bykov & Toptygin [1997]), see also reviews (Ptuskin [2000]; Biermann [2000]). This effect is connected mainly with the higher magnetic field in the stellar or superbubble interior.

5) The actual source spectra inferred from observations after propagation corrections is $\gamma_{sour} = \gamma_{obs} - \Delta\gamma$. The value of $\Delta\gamma=0.6$ for simple diffusion model and $\Delta\gamma=0.3$ for model with reacceleration, $\Delta\gamma=0.8$ for model with Galactic wind (Jones et al. [2001]). So the value of $\Delta\gamma$ is not well known yet.

The most 'nasty' problem, as it was called in (Drury et al. [2001]), is the knee problem. The standard picture makes a clear prediction, that the GCR spectrum should start to cut off at energy about 10^{14} eV or less for all species and drop exponentially as one goes to higher energies. Only some subclass of SNR can provide the knee particles while most SNRs have spectra cutting off at considerably lower energies (Reynolds & Keohane [1999]).

The upper limit of accelerations is determined essentially by the product of shock radius Rsk , shock velocity Vsk , ejected mass Mej , remnant age $Tsnr$, explosion energy E_{51} , usually normalized to value of 10^{51} erg. All these values are connected with each other and vary from explosion to explosion. E_{max} can be expressed by the simple formula, if only Sedov phase of SNR expansion is considered (Ellison et al. [1997]):

$$\left(\frac{E}{A}\right)_{max} = 2 \cdot 10^{14} \left(\frac{Z}{A}\right) \left(\frac{0.3 \cdot B}{\eta \cdot 3\mu\text{G}}\right) \left(\frac{n_H}{\text{cm}^3}\right)^{-1/3} \left(\frac{E_{SN}}{10^{51}\text{erg}}\right)^{1/3} \left(\frac{Vsk}{10^3\text{km/s}}\right)^{1/3} \text{ eV} \quad (1).$$

A weak dependence on Vsk and on $E_{51} = E_{SN}/10^{51}$ erg, but strong dependence on magnetic field B of ISM can be seen there. This formula predicts $E_{max} \sim 100 \cdot Z$ TeV for $E_{51} = 1$ and for the density of protons in medium $n_H \sim 0.3 \text{ cm}^{-3}$. An accurate determination of E_{max} in frames of a more complete kinetic theory (Berezhko et al. [2000a], [2000b]) taking into account timescale evolution of the shock in both Sedov phase and in free expansion phase of SNR evolution, gives, within a factor of 2, the same results (Drury, [2001]).

The main idea of this work (it seems very natural) is an attempt to get the average cosmic ray particle spectrum taking into account the distribution of SNRs in types, explosion energies, type of interstellar and circumstellar medium around it. In this case the total CR flux $F(E)$ can be expressed by the formula

$$F(E) = \sum_{i=1}^{N_z} \sum_{j=1}^{N_{tp}} \int_{E_{51min}}^{E_{51max}} \Psi_j(E_{51}) G(E, E_{max}(E_{51}), B, Z) dE_{51}, \quad (2)$$

where \sum_i is the summation by different cosmic ray nucleus groups N_z , \sum_j is the summation by different types of SNe explosions N_{tp} . $G(E, E_{max}(E_{51}), B, Z)$ is the average spectrum of cosmic rays in every explosion, which was approximated by the power law:

$$G(E, E_{max}) = I_0 E^{-\gamma}, \quad (3)$$

$$\gamma = 2.0 \text{ in the interval } 10 \text{ GeV} < E < E_{max}/5;$$

$$\gamma = 1.70 \text{ in the interval } E_{max}/5 < E < E_{max};$$

$\gamma = 5$ in the interval $E > E_{max}$.

This spectrum shape takes into account nonlinear reaction of CRs on shock structure (Berezhko et al. [1997], [2000a]): the decreasing of γ before E_{max} . E_{max} depends on E_{51} , Vsk , B , n_H accordingly to formula (1). For every type of explosion the value of B and n_H can be different.

Intensity of CRs produced in every SNR is found from the condition

$$\int G(E, E_{max}) E dE = 0.1 \cdot E_{51}. \quad (4)$$

As it was shown in (Berezhko [2000a]) the portion of SNR kinetic energy transformed to CRs can reach even 30%.

The most indefinite distribution is the distribution in E_{51} for various types of SNe. The third section will be devoted to this problem. In the second section the latest astronomical observational data about variety in SNe explosions will be reviewed. In the fourth section we present the numerical results of calculations. In the fifth part of the paper we discuss physical interpretation of the results obtained.

But we would like to note in advance that the diversity of SNe by explosion energies results in very unexpected and promising conclusion: the knee region moves to higher energy by a factor about of 5-10, though we use only the standard model of CR acceleration and add to it the latest astronomical data on Supernovae explosions.

2 Variety in Supernovae

Detailed observations of a growing number of Supernovae show that the nature of this phenomena is complex (Turatto [2003]), many new peculiar events discovered during last years display the wide range of luminosities, expansion velocities, chemical abundances, that is evidence for large variations in explosion energy and in the properties of their progenitors (Hamuy [2003]).

The thermonuclear explosions of accreting white dwarfs that explode as they approach the Chandrasecar mass ($\sim 1.4M_{\odot}$) produce type Ia SNe, which owing to their high luminosity and accurate calibration are successfully used for the determining the geometry of Universe (Leibundgut [2000]), as a 'standard candles'. The energies of the explosions are practically fixed.

Core collapse supernovae CCSNe (SN Ib/c, SN II) are thought to be the gravitational collapse of massive stars ($M > 8M_{\odot}$), which makes the neutron stars as a compact remnants. CCSNe prove to comprise the most common general class of exploding stars in the Universe and they come in a great variety of flavors (Hamuy [2003]). Even subclass of 'normal' SN II : plateau SN II-P and Linear SN II-L demonstrates a wide range in explosion energy, from 0.6 to $5.5 (\times 10^{51})$ erg among classical SN II (Hamuy, 2003). The ejected masses also are in broad range between 14 and $56 M_{\odot}$ (Hamuy [2003]). Despite the great diversity displaced by SN II-P, these objects show a tight luminosity-velocity correlation. This result suggests that, while the explosion energy increases so do the kinetic energies (Hamuy [2003]). These stars explode as isolated stars.

A distinct class of SN II dw can be identified which are believed to be strongly interacting with a 'dense wind' produced by SN progenitors prior explosion. These SNe have strong radio emission caused by the interaction with circumstellar medium (Chevalier [1998]) (mass loss rate is $\sim 10^{-4} M_{\odot}$) for their progenitors. SN II dw comprise $\sim 30\%$ of all CCSNe (Hamuy [2003]). When the narrow line is present, the SN is classified as II n ('narrow'). The strong degree of individuality is seen in their spectra, but despite the great photometric diversity among SN II dw, these objects share the property of being generally more luminous than the classical SN II (Hamuy [2003]). Among this type SNe one

event SN 1997cy is much more energetic than any other SNII ($E \sim 30 \cdot 10^{51}$ erg (Turatto [2000])). SN 1997 cy and its twin SN 1999E (Rigon [2003]) are associated to GRBs. As in the case of others these events show strong ejecta-CSM interaction with explosion energies as high as $3 \cdot 10^{52}$ ergs (Turatto [2003]).

Hydrogen-deficient supernovae SNIb and SNIc are associated with the gravitational collapse of massive stars (may be Wolf-Raet stars), which have lost their hydrogen envelope during the phase of strong wind. In the case of SNIc most of the helium is gone as well. There is yet no direct observational proof for binary companions in SNIb/c, but this seems likely (Turatto [2002]).

In the past few year 3 SNe (1997ef, SN 1998bw, SN 2002 ap) have been found to display very particular spectra: they are extremely smooth and featureless, that can be interpreted as the result of unusual expansion velocities (Hamuy [2003]). This fact suggests that these objects are hyper-energetic so they are called 'hypernovae'. The estimated energies of explosions are very high: $7 \cdot 10^{51}$ for 2002 ap (Mazzaly [2002]), $8 \cdot 10^{51}$ for 1997ef (Nomoto et al. [2000]), $60 \cdot 10^{51}$ for 1998 bw (Nomoto et al. [2000]). The estimated expansion velocity of this object is as high as > 30000 km/s (Turatto et al. [2002]). SNe 1998bw was not only remarkable for its great expansion velocity and luminosity, but also because it exploded at nearly the same location and time as GRB980425 (Galama et al. 1998).

M. Hamuy in the review (Hamuy [2003]) makes the following conclusions. Despite the great diversity of core collapse SNe several regularities emerge which suggest that 1) there is a continuum in the properties of these objects, 2) the mass of the envelope is one of the driving parameters of the explosion, 3) the physics of the core and explosion mechanism of all core collapse SNe are not to be fundamentally different, regardless of the external appearance of the supernova.

The great observational diversity of CCSNe has not been fully understood even if it clearly involves the progenitors masses and configurations at the time of explosion. Whereas SNII-P are thought to originate from isolated massive stars, a generalized scenario has been proposed in which common envelope evolution in massive binary systems with varying mass ratios and separations of the components can lead to various degree of stripping of the envelope (Nomoto et al. [1995]). According to this scenario the sequence of types IIL Ib Ic is ordered according to a decreasing mass of the envelope (Turatto et al. [2002]).

3 How to estimate $\Psi(E_{51})$?

For this purpose we use the data (Richardson et al. [2002]), where a comparative study of the absolute-magnitude distributions of supernovae has been done. They used the Asiago Supernova Catalog (ASC), where by June, 2001 the number of events had increased to 1910, but number of events, for which this study is possible is much smaller. As far as the SNII types, either the number of events for which accurate peak apparent magnitude have been reported remains small (SNe Ib, Ic, II-L, IIin) or the intrinsic dispersion in the peak absolute magnitude is large (SNII-P). For the absolute-magnitude distribution (in blue filter Mb), the authors consider only SNe within 1 Gpc. These distributions for different types of SNe are presented in Fig. 1.

The analysis shows that (Richardson et al. [2002]):

1) At least 7 of 31 SNe in our Galaxy and in galaxies within 10 Mpc appear to have been subluminoous ($M_b \geq -15$). Assuming that there is observational bias, it appears that more (perhaps much more) that 0.2 of all SNe are subluminoous, but this fraction remains very uncertain.

2) Only 20 of 297 extragalactic maximum-light SNe appear to be overluminous ($M_b \leq -20$), but it has become clear, that they exist. The absolute-magnitude dispersion of SNIbc has increased in comparison with the previous works due to the discovery of some rather luminous events. The SNe IIin are on average the most luminous type of core-collapse SNe. Considering the strong observational bias in favor of them, it is safe to conclude that the fraction of all SNe that are overluminous must be

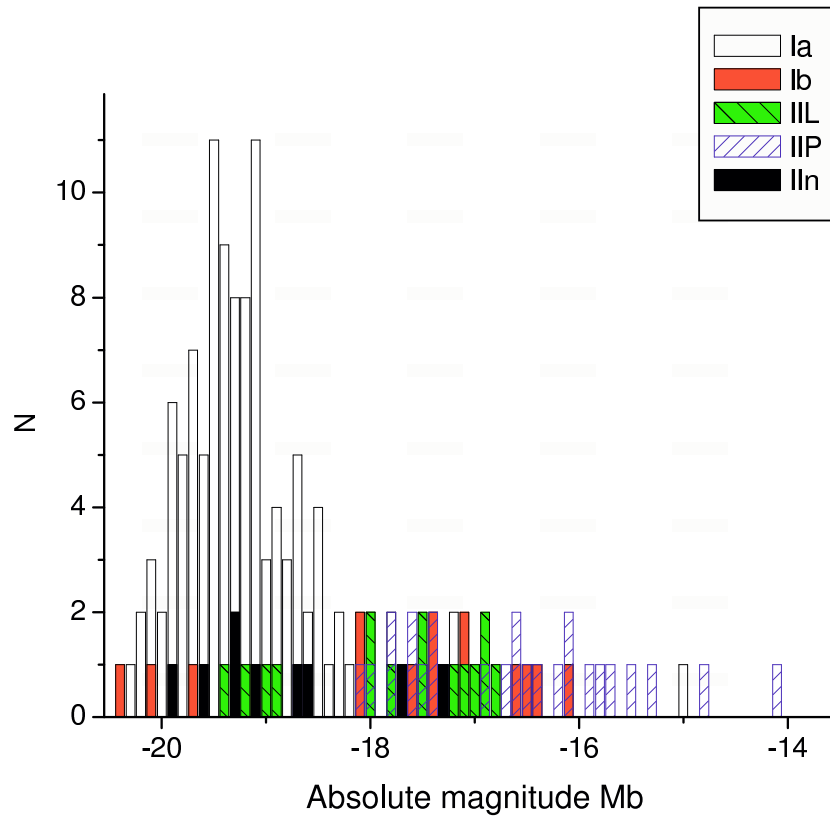


Figure 1: Absolute-magnitude distributions of various types of SNe from (Richardson et al. [2002]).

lower than 0.01.

3) The authors have approximated absolute-magnitude distributions for every types of SNe by Gaussian functions with parameters, listed in Table 1. They consider also 'intrinsic' distributions obtained taking into account not only Galactic extinction, but also calculating extinction distributed for each SN type, averaged over all galaxy inclinations. Moreover, they divided Ibc into two luminosity groups: bright and normal. The II-L group was also divided into two groups.

Table 1: Parameters of Gaussian distributions for 5 (7) main types of SNe from (Richardson [2002]).

SN Type	$\langle Mb_{int} \rangle$	σ_{int}	Statistics
Normal Ia	-19.46	0.56	111(30)
Total Ibc	-18.04	1.39	18
Bright Ibc1	-20.26	0.33	5
Normal Ibc2	-17.61	0.74	13
Total IIL	-18.03	0.90	16
Bright IIL1	-19.27	0.51	4
Normal IIL2	-17.56	0.38	12
Total IIP	-17.00	1.12	29
Total IIn	-19.15	0.92	9

As was pointed out in (Hamuy [2003]), the physics of the core and explosion mechanism of all core collapse SNe are not to be fundamentally different, so one can expect the presence of correlations between average absolute magnitude M_b for given SNe group and average energy of explosion for it. At least on the one hand the tail of most energetic explosions of Hypernovae is attributed to SNIbc, SNIIn (Hamuy [2003]) and on the other hand they are most luminous (see Table 1). Actually thermonuclear explosions of SNIa should be excluded. So we have made an attempt to estimate the average dependence $E_{51}(M_b)$.

For this purpose we use calculations of Nadyozhin (Nadyozhin [2003]), where he makes predictions (on the base of hydrodynamical modelling of type II plateau supernovae light curves in the frames of the LN85 model (Litvinova & Nadyozhin [1983])) for correlations between three observable parameters (the plateau duration Δt , the absolute magnitude M_V measured in V-filter and photospheric velocity V_{ph} at the middle of the plateau) on the one side and three physical parameters (the explosion energy E_{51} , the mass envelope expelled M_{ej} and presupernova radius R) on the other side. According to LN85, the following approximate relations can be used to derive E_{51} , M_{ej} , R from observations.

$$\begin{aligned}
 \lg E_{51} &= 0.135M_V + 2.34 \lg \Delta t + 3.13 \lg V_{ph} - 4.205 \\
 \lg M_{ej} &= 0.234M_V + 2.91 \lg \Delta t + 1.96 \lg V_{ph} - 1.829 \\
 \lg R &= -0.572M_V - 1.07 \lg \Delta t - 2.74 \lg V_{ph} - 3.350,
 \end{aligned}
 \tag{5}$$

where M_{ej} and R are in solar units and V_{ph} in 1000 km s^{-1} . The analysis of real 14 events SNe II-P shows (Nadyozhin [2003]): for this events the expelled mass, explosion energy and presupernova radius remain approximately within the limits $M_{ej} \sim 10 \div 30M_{\odot}$, $R \sim 200 \div 600R_{\odot}$, $E_{51} \sim 0.6 \div 2.7$.

We rewrite these formulae to exclude the parameter Δt and obtain the following simple relations

$$\lg E_{51} = -0.43M_V - 0.77 \lg R + 0.52 \lg M_{ej} - 5.83 \tag{6}$$

$$\lg V_{ph} = +0.57 \lg E_{51} - 0.06 \lg R - 0.48 \lg M_{ej} + 1.32 \tag{7}$$

For appropriate values $M_{ej}=20$, $R=200$, we have

$$\lg E_{51} = -0.43M_V - 7 \tag{7}$$

And we will use (7) further as a zero approximation. This is a key dependence for our calculations and the sensitivity of the results to this dependence will be discussed in fourth section.

$$\lg Vph = +0.57 \lg E_{51} + 0.57 \quad (8)$$

In formula (1) the maximal energy of accelerated CR depends slowly on parameters of the explosion E_{51} and Vph as $E_{max} \sim 100(E_{51} \cdot Vph)^{1/3}$ TeV. Using (7), (8), expressions we obtain $E_{max}(E_{51})$

$$\lg E_{max} = 0.52 \cdot \lg E_{51} - 0.02 \lg R - 0.16 \lg Mej + 2.43 \quad (9)$$

For the same appropriate parameters $Mej=20$, $R=200$ we have

$$\lg E_{max} = 0.52 * \lg E_{51} + 2.1 (TeV) \quad (9)$$

So we obtain the dependence

$$E_{max} = 120E_{51}^{0.52} TeV, \quad (10)$$

needed for our calculation by formula (2).

For the estimation of $\Psi(E_{51})$ we use dependence (7) and the sum of Gaussian distributions in Mb from Table 1 (Richardson al. [2002]) for various types of SNe with average parameters listed in Table 1. Since $\lg E_{51}$ depends liniary on Mb (7), the distribution in Mb can easily be converted to distribution in $dN/d \lg E_{51}$. It will be also the sum of Gaussian functions with parameters: $\langle \lg E_{51} \rangle_j = -0.43 + Mb_j - 7$, $\sigma_j(\lg E_{51}) = 0.43\sigma_j(Mb)$, where j means the type of SNe. Then $dN/d \lg E_{51}$ can be transformed into $dN/dE_{51} = \Psi(E_{51})$ distribution.

Here it is important to note that for SN Ia the physics of the explosion is absolutely different. So for SNIa we use $\langle E_{51} \rangle \sim 0.8 \cdot 10^{51}$ erg with dispersion of 20%.

The final distribution $\Psi(E_{51})$ for all types of SNe is presented in Fig. 2. As can be seen the most of events have energies $(0.5 \div 3) \cdot 10^{51}$ erg. A remarkable peculiarity of the distribution is a very long tail toward the high energies up to $E_{51}=50$. The reality of this is a key problem of our calculations and will be discussed in detail in the last section.

Further we consider the most abundant sites for SNe. SN explosions are not random in the Galaxy, and all of them show strong spatial concentration to the centers of galaxies and to the arms in spiral galaxies (Bergh [1997]). The degree of the concentration is larger for short-lived massive stars, initiated SNII, SNIbc explosions. SNe of type Ia occur in galaxies of all types, even far from the place of active star formation zones, due to the long evolutionary history in binary systems. Type Ibc appears only in spiral type galaxies and have been associated with a parent population of massive stars, perhaps more massive than SNeII (Turatto [2003]), and demonstrates even stronger concentration to the centers of galaxies, than other types (Bergh [1997]).

Numerous regions of very hot and rarefied gas with the temperature $T = 5 \cdot 10^6$ K and proton density $n_H = 0.003 \text{ cm}^{-3}$ occupy 50% of the volume of spiral arms of Galaxy (Kononovich & Moroz [2001]). A source of heating is thought to be the activity of young stars, first of all supernovae explosions. So for young massive stars this site of SNe can be selected as most probable for SNIbc, SNII.

This variant of interstellar medium with parameters $T = 10^6$ K, $n_H = 0.003 \text{ cm}^{-3}$, magnetic field $B = 3\mu\text{G}$ was used in (Berezhko [2000b]) being named 'hot phase' (Berezinsky et al. [1990]). In this variant the maximal predicted energy is $\sim Z \cdot 300$ TeV.

Numerous regions of neutral gas HI can be divided into two parts (Kononovich & Moroz [2001]): the clouds of gas and dust with $n_H = 10 \text{ cm}^{-3}$ and $T = 80$ K, that occupy relatively small volume 1%, and intercloud regions, that occupy 50% of the volume of spiral arms with $n_H = 0.1 \text{ cm}^{-3}$ and $T = 10^4$ K. These latter regions were used in calculations (Berezhko [2000b]) as a most probable site

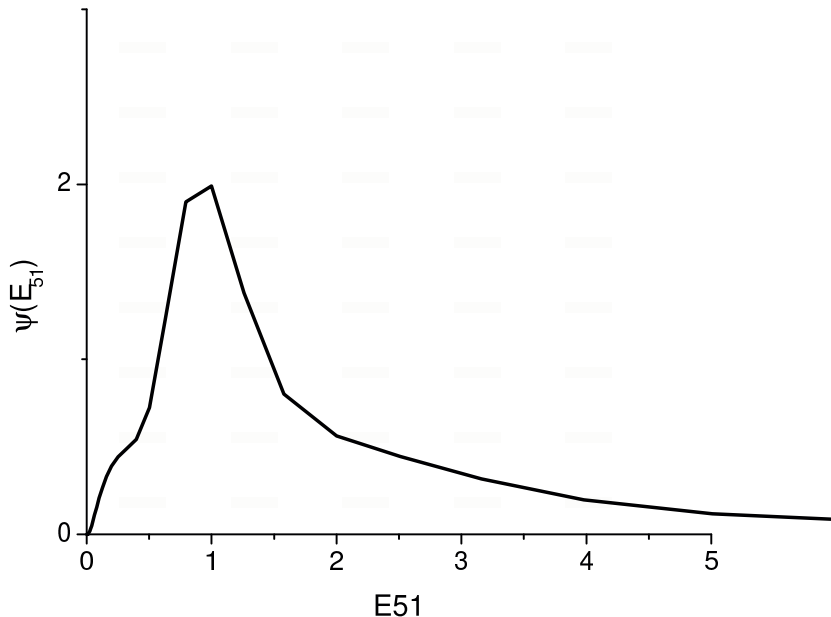


Figure 2: The distribution $\Psi(E_{51})$ for sum of all types of SNe, converted from Mb-distribution, presented in Fig.1.

of SNe with $T = 10^4\text{K}$, $n_H = 0.3 \text{ cm}^{-3}$, $B = 5\mu\text{G}$ ('warm phase'). Variant with 'warm phase' gives the maximal energy of acceleration about $Z \cdot 100 \text{ TeV}$. We choose this site as most probable for SNIa.

Besides that there exists the temporal correlations resulting from the concentration of the majority of core collapse SN progenitors into OB associations. The explosion of the first SN among such an association is to be followed by several tens of others. This results in the formation of a multiple supernova remnants, powered by both the SN explosions and the strong winds of Wolf-Rayet stars in the OB associations, which grows as a large bubble of hot, tenuous plasma known as a superbubble SBs(Tomisaka [1998]; Korpi [1999]).

The SB acceleration model has been developed by (Bykov & Fleishman [1992]), (Bykov & Uvarov [1999]). They (Bykov & Toptygin [1997]) estimated the maximal energy of accelerated nuclei as 10^{18} eV due to reacceleration effects, in the presence of magnetic field in the bubble interior of an order of $30 \mu\text{G}$. In this model the spectrum beyond the knee is dominated by heavy nuclei.

Since SNIIn explode in circumstellar medium (in accordance with a definition) and can be found in superbubbles, we choose much stronger magnetic field $B = 30 - 45\mu\text{G}$, that increases the maximal accelerated energy by a factor of 10-15 for this type of explosions.

In the next section we present numerical results of calculations of all particle cosmic ray spectrum, using all above mentioned dependences and parameters needed for formula (2).

4 All particles cosmic ray spectrum, numerical results.

We divided all nuclei of cosmic rays in 5 rough groups of p, He, (C, N, O), (Mg, Si, Ne), Fe with relative intensities 0.36, 0.25, 0.15, 0.13, 0.15 correspondingly. This chemical composition takes into account the fact that heavy components have slightly harder spectra beyond 1 TeV, than light ones (Shibata [1995]), the contribution of heavy nuclei is increasing toward higher energies in comparison with 'normal composition', obtained around 1 TeV (Erlykin & Wolfendale [2001]). The spectrum shapes are the same for all components (see formula (3)).

Here it should be noted that we don't take into account propagation effects and present source

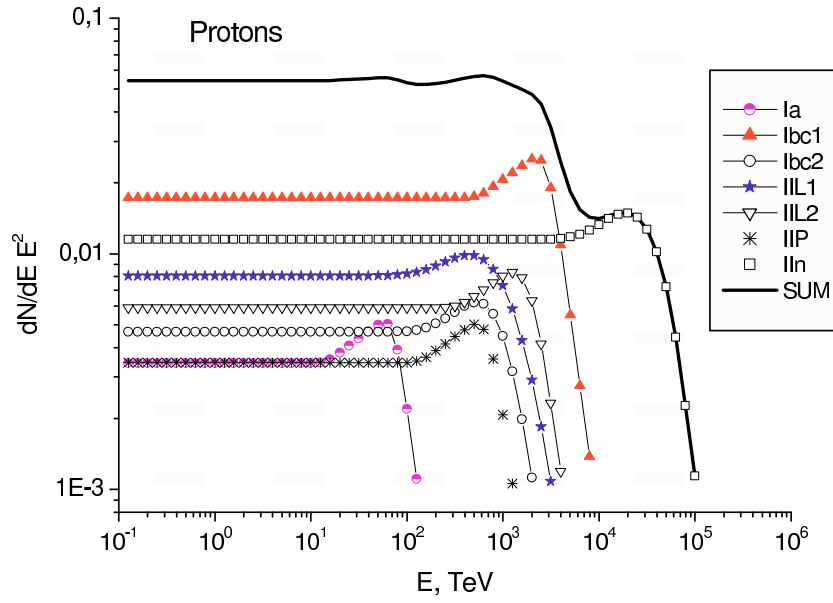


Figure 3: Total proton spectrum (in relative units) generated by 7 different types of SNe with parameters from Table. 1. The contribution of each SNe type is presented separately.

spectra that might be easily converted to observable spectra in accordance with a standard model $\gamma_{sour} = \gamma_{obs} - \Delta\gamma$. The value of $\Delta\gamma$ equals to 0.54 (or 0.3 or 0.8) depending on propagation model (Jones et al. [2001]).

Fig. 3 presents the total proton spectrum generated by 7 different types of SNe with parameters from Table 1, calculated by formulae (1),(2) with $Mb - E_{51}$ conversion function (7), $E_{max} - E_{51}$ dependence (9). Only a portion of SNIa was slightly decreased to 30% (Wheeler [2003]). The contribution of each SNe type is presented separately in Fig. 3.

It can be seen from Fig. 3 that:

1) The contributions of most energetic explosions are stressed significantly due to expression (4) in our calculations: the total number and total energy of accelerated cosmic rays is proportional to the total kinetic energy of the explosion. For example, only 5% of cosmic rays are originated by SNIa, while they comprise about 30 % of all SNe.

2) The total intensity of CR is practically formed by contributions of SNeIbc1 (bright branch, see Table 1) and SNIIn.

3) The location of the 'knee' is determined by maximal energy of accelerated CRs in the most energetic explosions.

All obtained regularities can be understood distinctly, if analytical expression for average value of E_{max} is written using formula: $E_{max} \sim 300 \times E_{51}^{0.5}$ TeV (the value 300 TeV corresponds to 'hot phase' of ISM). The statistical weight of E_{max} should be proportional to the total number of accelerated CRs ($\sim E_{51}$ (4)).

$$\langle E_{max} \rangle = \frac{\int_{E_{51min}}^{E_{51max}} \Psi(E_{51}) \cdot 300 \cdot E_{51}^{0.52} \cdot E_{51} dE_{51}}{\int_{E_{51min}}^{E_{51max}} \Psi(E_{51}) \cdot E_{51} dE_{51}} = 300 \frac{\langle E_{51}^{1.5} \rangle}{\langle E_{51}^1 \rangle} \text{ TeV.} \quad (11)$$

For a symmetric distribution function $\Psi_j(E_{51})$ with a small dispersion, as for the case of SNIa, the factor $\langle E_{51}^{1.5} \rangle / \langle E_{51}^1 \rangle$ is close to 1. But for a very asymmetric function, as in Fig. 2, this factor can be by many times larger. For example, if we choose power like function $\Psi(E_{51}) = 0.44 \cdot E_{51}^{-1.7}$ in

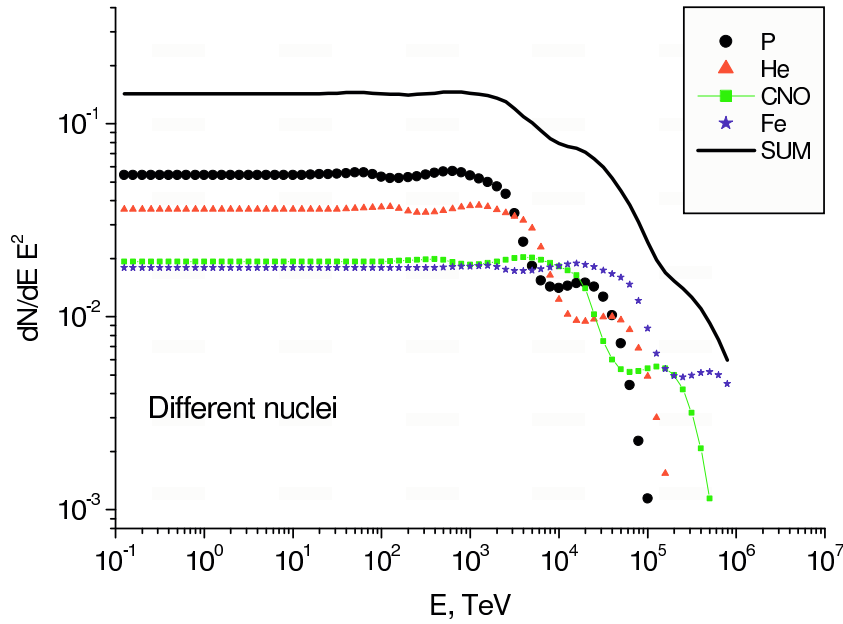


Figure 4: Spectra of different cosmic ray nuclei.

interval $E_{51} = 1 \div 100$ and $\Psi(E_{51}) = 0.44$ in interval $E_{51} = 0.1 \div 1$, the value of $\langle E_{51}^{1.5} \rangle / \langle E_{51}^1 \rangle$ is 5. (This power like shape of $\Psi(E_{51})$ will be discussed in section 5).

As it can be seen from Fig. 3, the first 'knee' in the proton spectrum is located around 3 PeV, while for the most probable energy of explosion $E_{prob} = 1$ maximal energy $E_{max} \sim 300$ TeV (the variant of 'hot phase' of interstellar medium in (Berezhko [2000b])).

The second 'knee' is formed by the contribution of SNIIn explosions, because they are also very energetic (see Table 1) and they explode into specific circumstellar medium (in our calculations $B = 45\mu G$ for SNIIn).

Fig. 4 presents the spectra of different cosmic ray nuclei, calculated in our model (Mg-Si-Ne group was omitted from the Fig. 4). We would like to remind that $E_{max}(Z) = Z \cdot E_{max}(p)$ (1). Every nuclear component also has two 'knees'. The maximal energy of accelerated CRs is determined by Fe nuclei, originated in SNIIn explosions and located around 10^{18} eV.

In Fig. 5 the contributions of various types of SN explosions to all particle spectrum are displayed.

The change of a slope of power-like spectrum $\delta\gamma$ beyond the 'knee' (in the interval 3 PeV to $26 \cdot 3$ PeV) is determined by a portion of Fe nuclei $w(Fe)$ in chemical composition of CRs before the 'knee' in the case when the contribution of SNIIn is small enough:

$$\delta\gamma = \frac{\lg(1/w(Fe))}{\lg 26}. \quad (12)$$

For $w(Fe) \sim 0.15 - 0.20$ the change of the slope is close to $\delta\gamma \sim 0.5$.

If the contribution of SNIIn is noticeable, then $\delta\gamma$ should be less. Besides, as can be seen from Fig. 5., the more diversity in explosion energies (as in the case of SNIIP), the more smooth behaviour of the spectrum beyond the 'knee' is observed.

The calculations reproduce on the whole the main features of all particle spectrum, measured in EAS experiments (Sommers [2001]): the 'knee' around 3 PeV, the change of slope by $\delta\gamma \sim 0.3 - 0.5$ beyond the 'knee', start of dip around 10^{18} eV. We do not touch the region beyond 'ankle'.

In Fig. 6 the average mass number $\langle \ln A \rangle$ in the main variant of calculations (when the chemical composition of CRs for SNIIn explosions is the same as for others) is presented in comparison with

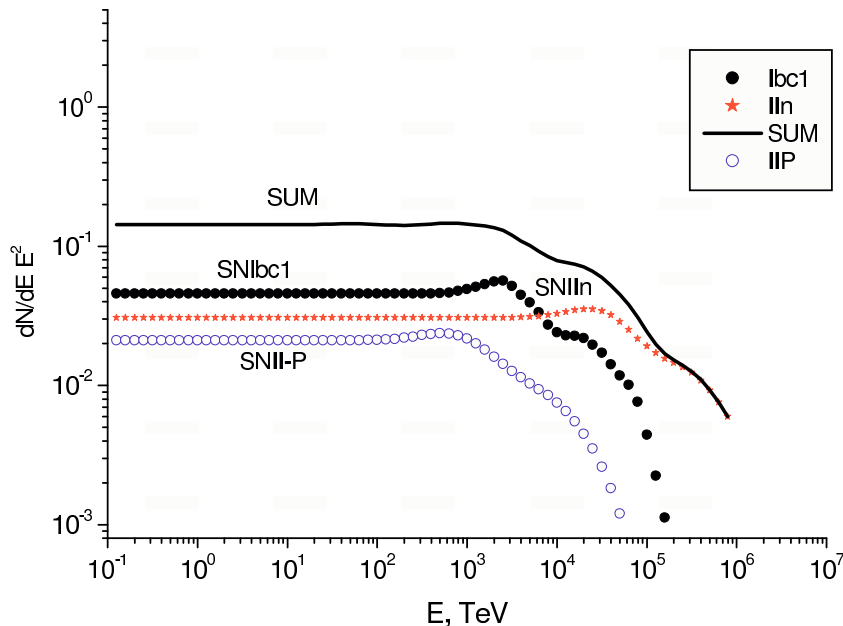


Figure 5: The contributions of various types of SN explosions into all particle spectrum.

the data obtained in the KASCADE experiment (see rev. of (Sommers [2001])). The main variant predicts less heavy chemical composition, than in the KASCADE experiment in the range $10^{16} - 10^{17}$ eV. But in accordance with (Bykov & Toptygin [1997]) the supernovae explosions in superbubbles can generate the CRs enriched by heavy nuclei. So a variant when proton and helium components are absent in CRs generated in superbubbles is also presented in Fig. 6. The experimental dependence $\langle \ln A \rangle (E)$ is between the two variants.

5 The physical interpretation of results

The key problem in our calculations is a reality of the long tail in explosion energy distribution $\Psi(E_{51})$ and sensitivity of the 'knee' location to this tail. To analyze the second item, we show in Fig. 8 the proton spectrum of CRs with different upper limits of integrating $E_{51}max$ in formula (2). In the main variant we used $E_{51}max = 80$. Fig. 7 shows that the point of knee location is determined by the SN explosions with $E_{51} \sim 30 \div 60$. At $E_{51}max = 10$ the 'knee' is around 700 TeV, that is higher than 300 TeV due to equation (11): $\langle E_{max} \rangle = 300 \langle E_{51}^{1.5} \rangle$, but it is not enough to reproduce experimental data.

One of the most interesting recent developments in the study of SNe is the discovery of some very energetic supernovae, whose kinetic energy exceeds 10^{52} erg - Hypernova (Nomoto et al. [2002]). They can be directly identified with the explosions determining cosmic ray 'knee' region not only by energy of explosions, but also by the type of core collapse SNe. In our calculations, just SNIbc1 (bright) and SNIIn give the principal contribution to the formation of knee region (see Fig. 3, 5). Among 7 possible Hypernovae 5 have been recognized as type Ic (1998bw, 1997ef, 1997dq, 1999as, 2002p) and 2 as type IIn (1997cy, 1999E) (Nomoto et al. 2002). The Hypernova branch might be interpreted as follows. Stars with $M > 20 - 25 M_{\odot}$ form a black hole as a compact remnant; whether they become hypernovae or faint SNe may depend on the angular momentum in the collapsing core, which, in turn, depends on the stellar winds, metallicity, magnetic field and binarity. Hypernovae might have rapidly rotating cores owing possibly to the spiraling-in of a companion star in a binary system (Nomoto et al. [2002]).

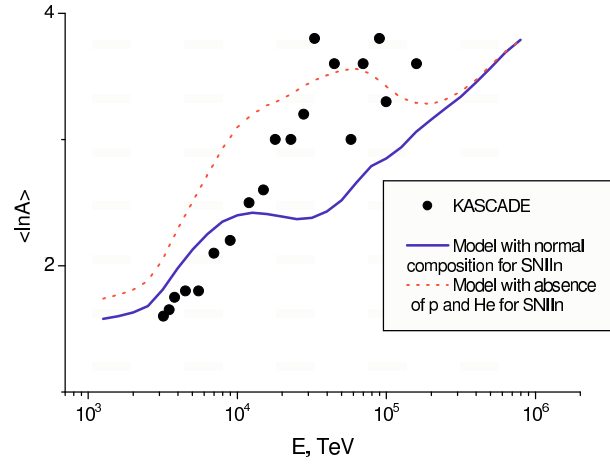


Figure 6: The average mass number $\langle \ln A \rangle$ in calculations in comparison with the data obtained in KASCADE experiment.

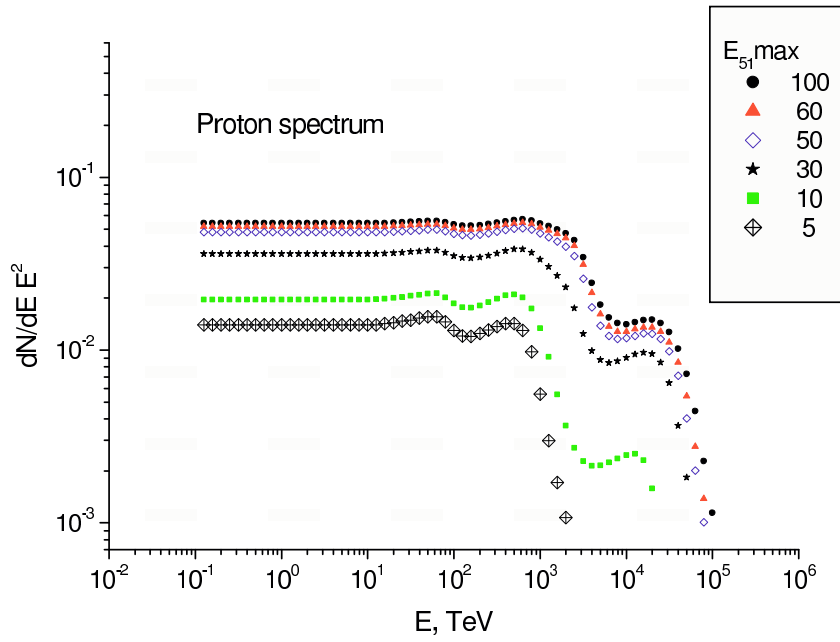


Figure 7: The dependence of 'knee' location on maximal energy of SN explosions.

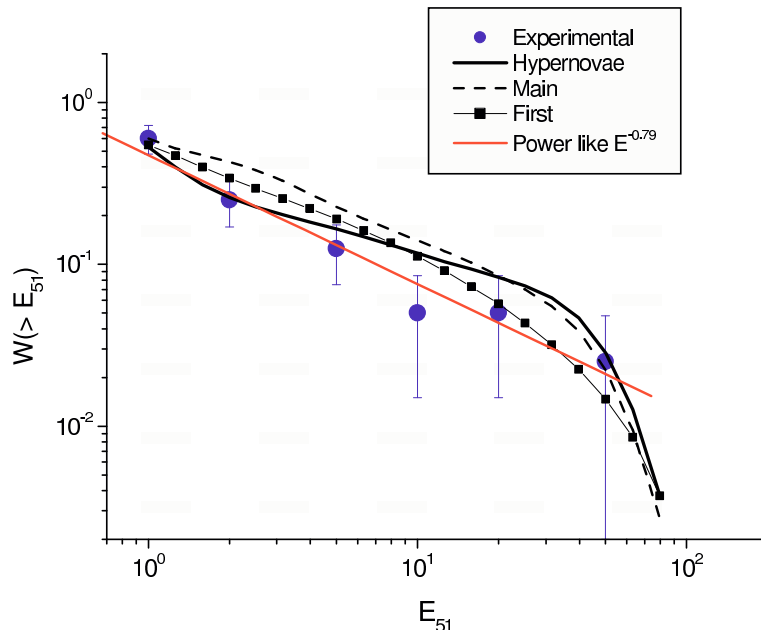


Figure 8: The integral distributions $W(> E_{51})$ for all mentioned in the text variants of calculations.

Since the physical picture of the Hypernovae explosion can differ from other core collapse SNe, we considered the variant, when in key dependence $E_{51}(Mb)$ (6) the parameters of ejected mass and radius of progenitor have been chosen different for SNIbc1, SNIIn (see Table 1) and other SNe. In the 'main variant' $Mej=20$, $R=200$. The variant with $Mej=4$, $R=80$ for SNIbc1 and SNIIn, but $Mej=10$, $R=600$ for other types from Table 1 is called 'Hypernovae variant' in Fig. 8, Fig. 9.

Besides that, we consider the variant which was historically the first to be used in our calculations (the 'first variant'), and was based on a more sophisticated estimation of the dependence (6): $\lg E_{51} = -0.63Mb - 10.6$. Here only five groups of SNe from Table 1 without division of SNIbc and SNIIL into bright and normal classes were considered.

In ideal case the experimental distribution $\Psi(E_{51})$ should be used. As a zero approximation to this case we consider of the tables from (Hamuy, [2003]) (where the physical parameters for types II, Ibc, IIdw real supernovae are presented) and constructed the integral distribution $W(> E_{51})$, since our calculation is sensitive mainly to the long tail in energies. This distribution (see Fig. 8) is called 'experimental variant', while in reality it depends on the basic theoretical premises and moreover it can be slightly distorted by the selection bias.

As it can be seen from Fig. 8, the distribution has a power-like shape with the slope of -0.79. It means that differential distribution is $\sim E^{-1.79}$. The portion of events with $E_{51} > 1$ was normalized to 0.6. In the region of $E_{51} = 0.1 - 1$ we choose $N(E_{51}) = const.$

The integral distributions $W(> E_{51})$ for the above mentioned variants of calculations are presented in Fig. 8. In Fig. 9 we show all particle CR spectrum calculated for every variant of $W(> E_{51})$.

The contribution of events with energy $E_{51} \sim 50$ comes to $\sim 2\%$ in all cases, but the contribution of events around $E_{51} \sim 10$ is by a factor of 2-3 larger than in 'experimental' distribution. But this difference occurred to be not crucial for all particle CR spectra presented in Fig. 9, because the knee is mostly sensitive just to the energy of explosion $E_{51} \sim 30 - 50$, as shown in Fig. 7.

So one can conclude, that the portion of events responsible for the formation of the knee in the CR spectrum comes to $\sim 2 \pm 1\%$ meaning that with a usual SN-rate of about 0.01 year^{-1} the Hypernova rate is about 0.0002 year^{-1} . If the total power of 100 SNe with average energy $E_{51} = 1$ in our Galaxy is

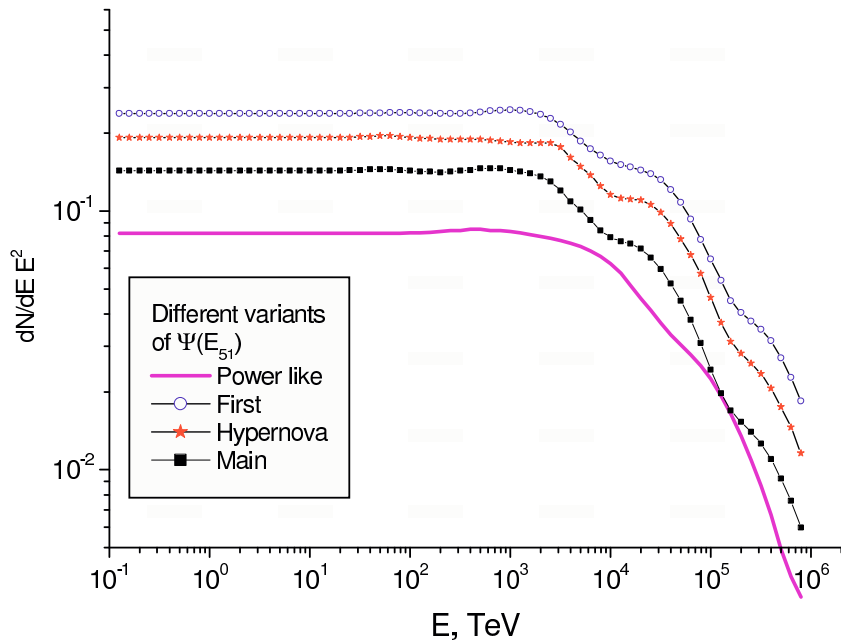


Figure 9: All particle spectra, calculated with different variants of $W(> E_{51})$ presented in Fig.8.

enough to provide the total energy of Galactic cosmic rays $\sim 10^{-12}$ erg/cm³ (Berezinsky et al [1990]), then 2 SNe with $E_{51} = 50$ or 3 SNe with $E_{51} = 30$ can also provide the total energy of Galactic cosmic rays.

If the time of CR life in our Galaxy is about $3 \cdot 10^7$ year and Hypervae rate is 0.0002 year^{-1} , it means that about $6 \cdot 10^3$ explosions provide the CR intensity in our Galaxy. But for high energy CRs (around 1 PeV) the time of CR life T_{esc} is much smaller due to decreasing of escape length λ_{esc} as $E^{-\alpha}$ ($\alpha = 0.54$) beyond the energy 5 GeV (Jones et al. [2001]). The number of explosions giving the dominating input to CRs around the $E \sim 1$ PeV might be rather small ($\sim 10 - 15$) in hole Galaxy and only several explosions in the nearby region.

During the last millennium 5 SNe are known to have exploded (1006, 1054, 1572, 1054, 1679(Cas A)), see review of (Weeler [2003]). The supernova of 1006 was the brightest ever recorded, brighter than Venus and perhaps as bright as a quarter Moon. Of these events, only SN 1054 produced an observable compact remnant, the Crab pulsar. Although there is still some controversy, the events of 1006, 1572, 1604 are generally thought not to have left any compact remnant, but to have resulted in complete disruption of the star (Weeler [2003]).

6 Conclusions

1. The main idea of this work to take into account the distribution of Supernovae in types and explosion energies results in a very promising conclusion: the maximal energy of accelerated CRs moves to higher energies by a factor of 5-10 in comparison with the value 100-300 TeV, predicted by standard model of CR acceleration, due to diversity in SN explosion energies. This conclusion is based essentially on the premise that the energy of accelerated CRs is proportional to the energy of an explosion, that stresses the input of high energy explosions and suppresses the contribution of low energy explosions to the total CR flux. It is worth to note here that rather significant diversity in energies (around one order) exists even inside the SNIIP group

(Nadyozhin [2003]; Hamuy [2003]).

2. The knee in CR spectrum can quantitatively be explained by the dominating contribution of SNIbc1, SNIIn explosions with energy of $(\sim 30 - 50) \cdot 10^{51}$ erg, that might be identified with Hypernovae.
3. The estimated rate of these energetic explosions is about 1-3 per 10^4 years being enough to provide the total power of Galactic cosmic rays. As a whole about 6000 stars provide the CR flux at lower energies, but may be only several explosions give the dominating contribution to the CR flux around the knee region (nearby of local Solar system).

The latter conclusion may intersect with the idea, proposed by Erlykin and Wolfendale (Erlykin & Wolfendale [1997]), that a single nearby local SNR accelerates the particles and gives the dominating input (mainly by O and Fe nuclei) to the knee region. But the CR propagation in the Galaxy is absent for this SNR. In our model the most energetic explosions give the dominating contribution to the whole energy range of CRs and their propagation in Galaxy should be taken into account, while we do not consider here these effects. Fractal diffusion seems likely to be very useful to help CRs to reach the Solar system (Lagutin et al. [2001]).

Acknowledgements. I acknowledge numerous discussions on this problem in private conversations and at seminars with many physicists: prof. K.A.Postnov, prof. D.Yu.Tsvetkov, prof. V.S.Ptuskin, prof. A.D.Erlykin, prof. G.T.Zatsepin, prof. O.G.Ryazhkaya, prof. M.I.Panasyuk, prof. N.N.Kalmykov, prof. T.M. Roganova, L.A.Kuzmichev, K.A.Managadze, N.V.Sokolskaya. I am very thankful to all members of the RUNJOB and NUCLEON collaborations, where I am engaged, for discussions and support.

References

- [1990] Berezhinsky, V.S., Bulanov, S.V., Ginzburg, V.L. et al. 1990, *Astrophysics of Cosmic rays*, North-Holland Elsevier Science Publ. B.L., Amsterdam
- [1997] Bergh, S. 1997, *AJ*, 113, 1
- [1996] Berezhko, E.G., Elshin, V.K. & Ksenofontov, L.T. 1996, *JETF*, 82, 1-21
- [1997] Berezhko, E.G., & Volk, H.J. 1997, *Astropart. Phys.* 7, 183-202
- [1999] Berezhko, E.G., & Ellison, D.C. 1999, *ApJ* 526, 385-399
- [2000a] Berezhko, E.G., & Volk, H.J. 2000a, *A&A*, 357, 283-300
- [2000b] Berezhko, E.G. 2000b, Theory of cosmic ray and gamma-ray production in supernova remnant: in 'Astrophysical Sources of High Energy Particles and radiation'. Ed. by M.M. Shapiro, T. Stanev, J.P. Wefel. Proc. of 12 CISCRA, Erice, Italy, (Kluwer academic Publishers, Dordrecht), Ser. II, v. 44, 1
- [2000] Biermann, P.L. 2000, High energy particles in active galactic nuclei: in 'Astrophysical Sources of High Energy Particles and radiation'. Ed. by M.M. Shapiro, T. Stanev, J.P. Wefel. Proc. of 12

- [1992] Bykov, A.M., & Fleishman, G.D. 1992, MNRAS, 255, 269
- [1997] Bykov, A.M., & Topygin, I.N. 1997, Proc. 25th ICRC, Dublin v. 4, 365
- [1999] Bykov, A.M., & Uvarov, Y.A. 1999, J. Exp. Theor. Phys. 88, 465
- [1998] Chevalier, R.A. 1998, ApJ, 499, 810
- [2001] Drury, L.O'C, Ellison, D.C., F.A.Aharonian, Berezhko, E.G. Bykov, A. et al. 2001, 'Test of Galactic Cosmic Ray Source Models' . astro-ph/0106046, Report of working group 4 at the ISSI Workshop on astrophysics of Galactic cosmic rays
- [1997] Ellison, D.C., Drury, L. O'C, & Mayer, J.-P. 1997, ApJ 487, 197
- [2000] Ellison, D.C., Berezhko, E.G. & Baring, M.G. 2000, ApJ 540, 292
- [1997] Erlykin, A.D., & Wolfendale, A.W. 1997, J. Phys. G 23, 979
- [2001] Erlykin, A.D., & Wolfendale, A.W. 2001, Physica Scripta 63, 504
- [1998] Galama, T.J., et al. 1998, Nature, 395, 670
- [2003] Hamuy, M. 2003, Review on the observed and the physical properties of the core collapse supernovae. astro-ph/0301006, Review for 'Core Collapse of Massive Stars', ed. by C.L. Fruer, ((Kluwer academic Publishers, Dordrecht)
- [2001] Jones, F.C., Lukasiak, A., Pruskin, V., Webber, W. 2001, Astropart. J. 547, 264
- [2001] Kononovich, E.V., & Moroz V.I. 2001. Common course of astronomy. Editorial URSS, Moscow, Russia (in russian)
- [1999] Korpi, M.J., Branderburg, A., et al. 1999, A&A 350, 230
- [2001] Lagutin A.A. et al. 2001, Nucl. Phys. B (Proc. Suppl.) 97, 267
- [2000] Leibundgut, B. 2000 : AAR10, 179
- [1983] Litvinova, I.I., & Nadyozhin, D.K. 1983, A&A 89, 89
- [2001] Malkov, M.A., & Drury, L. 2001, Rep. Prog. Phys., 64, 429

- [2002] Mazzali, P.A., et al. 2002, ApJ, 572, L61
- [2003] Nadyozhin, D.K. 2003, Physical Properties of SNe IIP derived from a comparison of theoretical models. Preprint MPA1458, A&A in press
- [1995] Nomoto, K., Iwamoto, K., Suzuki, T. 1995, Phys. Rep. 256, 173
- [2000] Nomoto, K. et al. 2000, in Gamma-ray Bursts , 5th Huntsville Symposium, AIP Conf. Ser., Vol. 526, ed. R.Marc Kippen, et al., (New York: Melville), 662.
- [2002] Nomoto, K., Maeda, K., Umeda, H. et al. 2002, Hypernovae and their Nucleosynthesis. astro-ph/0209064. Invited talk at IAU Symposium 212 'A Massive Star Odyssey, from Main Sequence to Supernovae', to be published in Proceedings (San Francisco: ASP) ed. by K.A. van der Hucht, A. Herrero & C. Esteban
- [2000] Ptuskin, V.S. 2000, Cosmic ray origin: general overview. in 'Astrophysical Sources of High Energy Particles and radiation'. Ed. by M.M. Shapiro, T. Stanev, J.P. Wefel. Proc. of 12 CISCRA, Erice, Italy, (Kluwer academic Publishers, Dordrecht), Ser. II, v. 44, 251
- [1999] Reynolds, S.R., & Keohane, J.W. 1999, ApJ 525, 368
- [2002] Richardson, D., Branch, D., Casebeer, D. et al. 2002, AJ, 123, 745
- [2003] Rigon, L. et al. 2003, MNRAS in press
- [1995] Shibata, T. 1995, Cosmic ray spectrum and composition: ground observations, Proc. 24th ICRC, Rome, Invited, Rapporteur, Highlight papers, 713
- [2001] Sommers, P. 2001, 'Air shower experiments and results: $E > 10^{12}$ eV.' Invited, Rapporteur, and highlight papers of ICRC, 170.
- [1998] Tomisaka, K. 1998, MNRAS, 298, 797
- [2000] Turatto, M. 2000, ApJ, 534, L57
- [2002] Turatto, M. , Benetti, S., Cappellaro,E. 2002, 'Variety in Supernovae', astro-ph/0211219. 'From Twilight to highlight - The physics of Supernovae' ESO/MPA/MPE: Workshop Garching, July 29-31, 2002
- [2003] Turatto, M. 2003, Classification of supernovae, in ' Supernovae and gamma-ray bursts, ed. K.W.Weiler (Springer, Berlin Heidelberg, 2003)
- [2003] Wheeler, J.C. 2003, Am. J. Phys., 71, 11-22