

FORMATION AND EVOLUTION OF SELF-INTERACTING DARK MATTER HALOS

Kyungjin Ahn¹ and Paul R. Shapiro¹

RESUMEN

El resumen será traducido al español por los editores. We study the formation and evolution of self-interacting dark matter (SIDM) halos. We find analytical, fully cosmological similarity solutions for their dynamics, which take proper account of the collisional interaction of SIDM particles, based on a fluid approximation derived from the Boltzmann equation. These similarity solutions are relevant to galactic and cluster halo formation in the cold dark matter (CDM) model. Different solutions arise for different values of the dimensionless collisionality parameter, $Q \equiv \sigma \rho_b r_s$, where σ is the SIDM particle scattering cross section per unit mass, ρ_b is the cosmic mean density, and r_s is the shock radius. For all solutions, a flat-density, isothermal core is present which grows in size as a fixed fraction of r_s , pumped by cosmological infall. Accordingly, core collapse must in general be delayed until infall becomes negligible, contrary to previous analyses based on isolated halos, which predict core collapse in a Hubble time. Our solutions agree with N-body simulations, which match observed galactic rotation curves if $\sigma \sim [0.56 - 5.6] \text{ cm}^2 \text{ g}^{-1}$, implying $Q \sim [6.2 \times 10^{-7} - 3.6 \times 10^{-5}]$. Similar profiles also arise for $Q \sim [1.37 \times 10^{-2} - 1.7 \times 10^{-1}]$, or $\sigma \sim [1.2 \times 10^4 - 2.7 \times 10^4] \text{ cm}^2 \text{ g}^{-1}$, a regime not previously simulated.

ABSTRACT

We study the formation and evolution of self-interacting dark matter (SIDM) halos. We find analytical, fully cosmological similarity solutions for their dynamics, which take proper account of the collisional interaction of SIDM particles, based on a fluid approximation derived from the Boltzmann equation. These similarity solutions are relevant to galactic and cluster halo formation in the cold dark matter (CDM) model. Different solutions arise for different values of the dimensionless collisionality parameter, $Q \equiv \sigma \rho_b r_s$, where σ is the SIDM particle scattering cross section per unit mass, ρ_b is the cosmic mean density, and r_s is the shock radius. For all solutions, a flat-density, isothermal core is present which grows in size as a fixed fraction of r_s , pumped by cosmological infall. Accordingly, core collapse must in general be delayed until infall becomes negligible, contrary to previous analyses based on isolated halos, which predict core collapse in a Hubble time. Our solutions agree with N-body simulations, which match observed galactic rotation curves if $\sigma \sim [0.56 - 5.6] \text{ cm}^2 \text{ g}^{-1}$, implying $Q \sim [6.2 \times 10^{-7} - 3.6 \times 10^{-5}]$. Similar profiles also arise for $Q \sim [1.37 \times 10^{-2} - 1.7 \times 10^{-1}]$, or $\sigma \sim [1.2 \times 10^4 - 2.7 \times 10^4] \text{ cm}^2 \text{ g}^{-1}$, a regime not previously simulated.

Key Words: COSMOLOGY:DARK MATTER — COSMOLOGY: LARGE-SCALE STRUCTURE OF UNIVERSE — GALAXIES: KINEMATICS AND DYNAMICS

1. INTRODUCTION

The self-interacting dark matter (SIDM) model was proposed by Spergel & Steinhardt (2000) to resolve the discrepancy between the inner density profile of cold dark matter (CDM) halos found by N-body simulations and observations of galactic rotation curves. N-body simulations have a density cusp ($\rho \propto r^\beta$ where β ranges from -1 (Navarro, Frenk & White 1997; hereafter “NFW”) to -1.5 (Moore et al. 1999; hereafter “Moore profile”)), while observations of dark-matter dominated dwarf and LSB galaxies indicate flat-density (soft) cores. SIDM par-

ticles undergo nongravitational, microscopic interaction which is strong enough to produce a soft core by heat conduction. Cosmological N-body simulations which incorporate a finite scattering cross-section σ for the SIDM particles show that this scheme successfully produces soft cores in halos (e.g. Davé et al. 2001; Yoshida et al. 2000b).

We study the formation and evolution of SIDM halos analytically with a proper treatment of cosmological infall (see also Ahn & Shapiro 2002). Previous analytical studies (Balberg, Shapiro & Inagaki 2002) and N-body simulations of *isolated* halos (Burkert 2000; Kochanek & White 2000) neglected cosmological infall which might delay the core col-

¹Department of Astronomy, University of Texas at Austin, Austin, TX 78712

lapse. We find that, for a realistic range of infall rates, the collapse of SIDM cores can be completely inhibited. Our results agree with N-body simulations for nonisolated halos, but also find that a range of higher scattering cross sections than previously simulated can also produce soft cores.

2. SELF-SIMILAR EVOLUTION OF SIDM HALOS

We use a fluid approximation derived from the Boltzmann equation to describe the dynamics of SIDM halos. A spherically symmetric, arbitrarily collisional system with isotropic random motions can be described by fluid equations for an ideal gas with $\gamma = 5/3$ (Bettwieser 1983).

For a collisionless system, collapse is “adiabatic” (i.e. no conduction), and if the initial overdensity has a scale-free power-law form,

$$\frac{\delta M}{M} \propto M^{-\varepsilon}, \quad (1)$$

where ε is a positive constant, the object which grows by adiabatic infall is self-similar (Fillmore & Goldreich 1984). Heat conduction generally breaks self-similarity by introducing an additional length (time) scale, but when $r_s \propto t^2$, or $\varepsilon = 1/6$, self-similarity is preserved even in the presence of heat conduction by SIDM particles with constant σ .

3. SELF-SIMILAR CDM HALOS ($\varepsilon = 1/6$; NO CONDUCTION)

The condition which is required to preserve self-similarity of the dynamics of SIDM halos deserves separate attention. We find that the adiabatic solution with $\varepsilon = 1/6$ is well fit, for example, by an NFW profile with concentration parameter $3 \leq c_{\text{NFW}} \leq 4$. The inner density slope is -1.27 , which is between -1 (NFW) and -1.5 (Moore profile) (see Fig. 1).

The theory of structure formation from density peaks in the Gaussian random noise distribution of initial density fluctuations gives an interesting clue to this correspondence. According to Hoffman & Shaham (1985), for a power-law power spectrum of initial fluctuations, $P(k) \propto k^n$, the initial density profile of density peaks can be approximated as $\frac{\delta\rho}{\rho} \propto r^\kappa$, where $\kappa = 3\varepsilon = n + 3$. The value $\varepsilon = 1/6$ corresponds to $\kappa = 1/2$, or $n = -2.5$: $n = -2.5$ roughly corresponds to galaxy-mass structures in Λ CDM.

4. SELF-SIMILAR SIDM HALOS ($\varepsilon = 1/6$; WITH CONDUCTION)

We find that different similarity solutions of SIDM halos arise for different values of the collision-

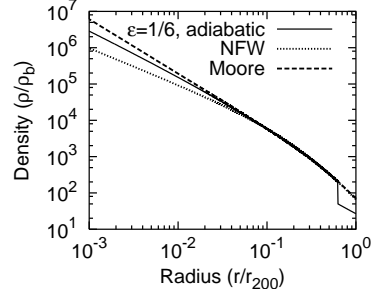


Fig. 1. Halo density profile for adiabatic solution with $\varepsilon = 1/6$ for standard CDM halos, compared to NFW and Moore profiles. The adiabatic solution, whose inner slope is -1.27 , is a good fit to density profiles of CDM halos from N-body simulations.

ality parameter, $Q \equiv \sigma\rho_b r_s$. High Q means high collision rate. We also find that there are two different regimes: the low- Q regime ($Q < Q_{th} = 7.35 \times 10^{-4}$) and the high- Q regime ($Q > Q_{th}$).

In the low- Q regime, the collision mean free path in the core is larger than the size of the halo. In this regime, the flattening of the core density profile increases as Q increases (see Fig. 2).

In the high- Q regime, the mean free path in the core region is smaller than the size of the halo. The flattening of the core density profile decreases as Q increases, because the mean free path decreases (diffusion limit; see Fig. 2). The limiting case of $Q = \infty$ corresponds to the solution with no conduction, which agrees with N-body simulations with infinite cross-section (Yoshida et al. 2000a; Moore et al. 2000). In this case, the nonadiabatic solution approaches the adiabatic solution.

Our similarity solutions naturally explain how cosmological infall affects SIDM halos dynamically. New matter which falls into the halo from outside gets shock-heated (i.e. virialized) to such an extent that the temperature is always greater in the halo than in the core. Accordingly, in our similarity solutions, core collapse is completely prohibited. Therefore, core collapse will be inhibited in general until the infall rate becomes negligible at late times in the evolution of individual halos, as reported for N-body simulations by Wechsler et al. (2002).

5. THE ALLOWED RANGE OF SCATTERING CROSS-SECTION FOR AN SIDM UNIVERSE

We find that a relatively narrow range of Q values,

$$Q \simeq [0.62 - 3.6] \times 10^{-5} \left(\frac{h}{0.70} \right) \left(\frac{\sigma}{5.6 \text{ cm}^2 \text{ g}^{-1}} \right), \quad (2)$$

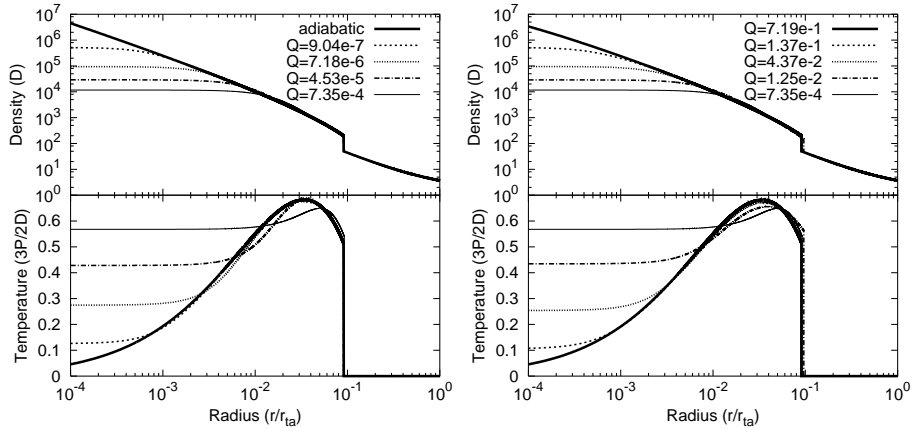


Fig. 2. Similarity solution dimensionless profiles for low- Q (left panels) and high- Q (right panels) regimes. Even though values of Q are very different, profiles of high- Q solutions are indistinguishable from those of low- Q solutions.

characterizes the entire range of halo masses from $10^6 h^{-1} M_\odot$ to $10^{13} h^{-1} M_\odot$, in the currently-favored Λ CDM universe (see Fig. 3).

The range $\sigma = [0.56 - 5.6] \text{ cm}^2 \text{ g}^{-1}$ is the preferred range of the scattering cross section found by cosmological N-body simulations for the Λ CDM universe to match observed galactic rotation curves (e.g. Davé et al. 2001). Equation (2) with $h = 0.7$ then yields $Q = [6.2 \times 10^{-7} - 3.6 \times 10^{-5}]$, which is in the low- Q regime.

As shown in § 4, there also exist high- Q solutions which yield profiles which are quite similar to the low- Q solutions which produce observationally acceptable soft cores. We find that $Q = [1.37 \times 10^{-2} - 1.7 \times 10^{-1}]$ in the high- Q regime produces profiles similar to those in the low- Q regime for $Q = [6.2 \times 10^{-7} - 3.6 \times 10^{-5}]$. From the relation-

ship between σ and Q (equation 2), we predict that $\sigma = [1.2 \times 10^4 - 2.7 \times 10^4] \text{ cm}^2 \text{ g}^{-1}$ can also produce acceptable soft cores, therefore. Cosmological N-body simulations which incorporate SIDM particles with $\sigma \simeq [5 \times 10^3 - 5 \times 10^4] \text{ cm}^2 \text{ g}^{-1}$ would, therefore, be of interest.

This work was partially supported by NASA ATP Grant NAG5-10825 and Texas Advanced Research Program Grant 3658-0624-1999.

REFERENCES

- Ahn, K. & Shapiro, P. R. 2002, astro-ph/0212575
 Balberg, S., Shapiro, S. L. & Inagaki, S., 2002, ApJ, 568, 475
 Bettwieser, E., 1983, MNRAS, 203, 811
 Burkert, A., 2000, ApJ, 534, L143
 Davé, R., Spergel, D. N., Steinhardt, P. J. & Wandelt, B. D., 2001, ApJ, 547, 574
 Fillmore, J. A. & Goldreich, P., 1984, ApJ, 281, 1
 Hoffman, Y. & Shaham, J., 1985, ApJ, 297, 16
 Kochanek, C. S. & White, M., 2000, ApJ, 543, 514
 Moore, B., Quinn, T., Governato, F., Stadel, J. & Lake, G., 1999, MNRAS, 310, 1147
 Moore, B., Gelato, S., Jenkins, A., Pearce, F. R. & Quilis, V., 2000, ApJ, 535, L21
 Navarro, J. F., Frenk, C. S. & White, S. M., 1997, ApJ, 490, 493
 Spergel, D. N. & Steinhardt, P. J., 2000, PRL, 84, 3760
 Wechsler, R. H., Bullock, J. S., Primack, J. R., Kravtsov, A. V. & Dekel, A., 2002, ApJ, 586, 52
 Yoshida, N., Springel, V., White, S. D. M. & Tormen, G., 2000a, ApJ, 535, L103
 Yoshida, N., Springel, V., White, S. D. M. & Tormen, G., 2000b, ApJ, 544, L87

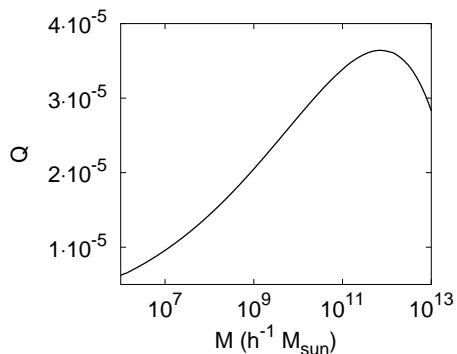


Fig. 3. The collisionality parameter Q vs. mass of halos at their typical formation epoch for $\sigma = 5.6 \text{ cm}^2 \text{ g}^{-1}$ and $h = 0.7$ in Λ CDM universe.

Kyungjin Ahn and Paul R. Shapiro: The University of Texas at Austin, Department of Astronomy, 1 University Station C1400, Austin, TX 78712-0259, USA