

Observational constraints on the curvaton model of inflation

Christopher Gordon^{1,*} and Antony Lewis^{2,†}

¹*DAMTP, CMS, Wilberforce Road, Cambridge CB3 0WA, UK.*

²*CITA, 60 St. George St, Toronto M5S 3H8, ON, Canada.*

Simple curvaton models can generate a mixture of correlated primordial adiabatic and isocurvature perturbations. The baryon and cold dark matter isocurvature modes differ only by an observationally null mode in which the two perturbations almost exactly compensate, and therefore have proportional effects at linear order. We discuss the CMB anisotropy in general mixed models, and give a simple approximate analytic result for the large scale CMB anisotropy. Working numerically we use the latest WMAP observations and a variety of other data to constrain the curvaton model. We find that models with an isocurvature contribution are not favored relative to simple purely adiabatic models. However a significant primordial totally correlated baryon isocurvature perturbation is not ruled out. Certain classes of curvaton model are thereby ruled out, other classes predict enough non-Gaussianity to be detectable by the Planck satellite. In the appendices we review the relevant equations in the covariant formulation and give series solutions for the radiation dominated era.

I. INTRODUCTION

Recent detailed measurements of the acoustic peaks in CMB anisotropy power spectrum by the WMAP satellite [1, 2] are consistent with the standard model of a predominantly *adiabatic*, approximately scale invariant primordial power spectrum in a spatially flat Universe. Frequently it is assumed the initial power spectrum is entirely adiabatic, though there is still no compelling justification for this assumption. Although adiabatic perturbations are predicted from single field models of inflation [3], if one allows the possibility of multiple fields in the early Universe then there is also the possibility of *isocurvature* perturbations (also known as *entropy* perturbations) [4, 5, 6, 7, 8, 9, 10, 11, 12, 13, 14, 15, 16]. In particular, the recently proposed *curvaton* model uses a second scalar field (the ‘curvaton’) to form the perturbations [17, 18, 19, 20, 21, 22]. The motivation for this is it makes it easier for otherwise satisfactory particle physics models of inflation to produce the correct primordial spectrum of perturbations [23]. Various candidates for the curvaton have been proposed [24, 25, 26, 27, 28]. A curvaton mechanism has also been considered in the pre big bang scenario [29, 30, 31, 32, 33] where it can be used to produce an almost scale invariant spectrum.

The curvaton scenario also has the feature of being able to generate isocurvature perturbations of a similar magnitude to the adiabatic perturbation without fine tuning, and therefore is open to observational test.

Early studies of non-adiabatic perturbations, either considered purely isocurvature cold dark matter perturbations [34] or mixtures of adiabatic and uncorrelated cold dark matter isocurvature perturbations [35, 36, 37,

38]. However, as first realized by Langlois [9], the adiabatic and isocurvature components can be correlated and this correlation may have interesting observational consequences [39]. In Ref. [40] they identified four regular isocurvature modes, which in general can have arbitrary correlations with each other and with the adiabatic mode. Such general models have many degeneracies and are badly constrained by pre-WMAP data [41, 42]. Detailed CMB polarization data is expected to help with this [43]. In Ref. [2] (following Ref. [44] with pre-WMAP data) they considered a CDM isocurvature mode with an arbitrary correlation to an adiabatic mode and found that though not favored by the data, a significant isocurvature contribution was still permitted. Constraints on a specific model that doesn’t produce isocurvature modes were given in Ref. [45].

Here we start in Section II by making some general remarks about mixed isocurvature models, and discuss the corresponding CMB power spectra predictions. Then in Section III we discuss current observational constraints on totally correlated (or anti-correlated) adiabatic and isocurvature perturbations, as predicted by the curvaton model. Various scenarios within the curvaton model predict specific ratios of adiabatic and isocurvature perturbations, and can be tested directly. In general we find constraints on when the curvaton decayed.

We use the CMB temperature and temperature-polarization cross-correlation anisotropy power spectra from the WMAP¹ [1, 46, 47] observations, as well as seven almost independent temperature band powers from ACBAR² [48] on smaller scales. In addition we use data from the 2dF galaxy redshift survey [49], HST Key Project [50], and nucleosynthesis [51] using a slightly

*Electronic address: C.Gordon@damtp.cam.ac.uk

†Electronic address: Antony@AntonyLewis.com

¹ <http://lambda.gsfc.nasa.gov/>

² <http://cosmologist.info/ACBAR>

modified version of the CosmoMC³ Markov-Chain Monte Carlo program, as described in Ref. [52].

For simplicity we assume a flat universe with a cosmological constant, uninteracting cold dark matter, and massless neutrinos evolving according to general relativity.

II. PRIMORDIAL PERTURBATIONS AND THE CMB ANISOTROPY

It is well known that the curvature perturbation, in the constant density or comoving frame (gauge⁴) is conserved on super-Hubble scales for adiabatic perturbations [53, 54, 55, 56, 57]. This is not the case in the presence of isocurvature modes since these source changes to the curvature perturbation. However, as shown in Ref. [58] (and reviewed in Appendix A), in the presence of isocurvature modes the large scale evolution can still be analysed easily using the curvature perturbation in the frame in which the density is unperturbed, ζ . This can be expressed in terms of the curvature perturbations in the frames in which individual species are unperturbed ζ_i using

$$\zeta = \frac{\sum_i \rho'_i \zeta_i}{\sum_i \rho'_i}, \quad (1)$$

where the dash denotes the derivative with respect to conformal time. For non-interacting conserved particle species the individual ζ_i are conserved on large scales if there is a definite equation of state $p_i = p_i(\rho_i)$. In this case the evolution of ζ follows straightforwardly from Eq. (1) depending on the evolution of the background energy densities. An *adiabatic* perturbation is one in which $\zeta_i = \zeta$ for all i , in which case ζ is constant in time on large scales. The isocurvature perturbations are defined as [59]

$$\mathcal{S}_{i,j} \equiv 3(\zeta_i - \zeta_j) = -3\mathcal{H} \left(\frac{\delta\rho_i}{\rho'_i} - \frac{\delta\rho_j}{\rho'_j} \right) \quad (2)$$

where $\delta\rho_i = \rho_i \Delta_i$ (no sum) is the density perturbation in any frame and \mathcal{H} is the conformal Hubble rate. We consider a fluid consisting of photons (γ), massless neutrinos (ν), cold baryons (b) and cold dark matter (CDM, c), where it is conventional to describe the perturbations with $j = \gamma$, in which case the second index can be omitted so $\mathcal{S}_b \equiv \mathcal{S}_{b,\gamma}$, etc. The isocurvature perturbations are conserved on large scales where the photon-baryon coupling is unimportant. The ζ_i are related to the fractional density perturbations in the unperturbed curvature frame by $\hat{\Delta}_i = 3(1 + p_i/\rho_i)\zeta_i$, and for matter with

constant equation of state $\hat{\Delta}_i$ are also conserved on large scales.

In general isocurvature perturbations give rise to perturbations in the density, and the universe is no longer exactly FRW. One exception to this is when the two matter perturbations exactly compensate, so $\delta\rho_c = -\delta\rho_b$, in which case the total matter density is unperturbed, and hence the universe evolves as though there were no perturbations. In such a universe the CMB anisotropy would be dominated by tiny small scale linear effects due to non-zero pressure of the baryons or dark matter, and second order effects due to the perturbation in the electron number density associated with the baryons. At linear order $\delta\rho_c = -\delta\rho_b$, $\zeta = \delta\rho_\gamma = \delta\rho_\nu = 0$ is a time independent solution to the pressureless perturbation equations, and adding this solution to any other solution will make no difference to the linear CMB anisotropy or matter power spectrum. It follows that an initial isocurvature perturbation with $\mathcal{S}_b = 1, \mathcal{S}_c = 0$ is observationally essentially indistinguishable from one with $\mathcal{S}_b = 0, \mathcal{S}_c = \rho_b/\rho_c$.

We now derive an approximate analytic form for the large scale CMB temperature anisotropy in the presence of primordial isocurvature and adiabatic perturbations. Neglecting a local monopole and dipole contribution, taking recombination to be instantaneous at conformal time τ_* , and assuming the reionization optical depth is negligible, the monopole and Integrated Sachs Wolfe (ISW) contributions to the temperature anisotropies due to scalar perturbations are given by

$$\frac{\delta T}{T} \approx \left[\frac{1}{4} \hat{\Delta}_\gamma + 2\phi \right]_{\tau_*} + 2 \int_{\tau_*}^{\tau_0} \phi' d\lambda, \quad (3)$$

where ϕ is the Weyl potential (see Appendix A) and τ_0 is the conformal time today and the integral is along the comoving photon line of sight. Additional terms which arise due to the velocities, quadrupoles and polarization at last scattering are generally sub-dominant on large scales. Since the pressures are assumed to be zero the perturbations are purely adiabatic in the matter era, and hence ζ is constant on large scales. During matter domination the potential evolves as $\phi = C_1 + C_2/\tau^5$, and can be related to ζ using Eq. (A6) when the anisotropic stress is negligible

$$\phi = -\frac{3}{5}\zeta + \frac{C_2}{\tau^5}. \quad (4)$$

Since the radiation to matter density ratio only falls off as $\sim 1/\tau^2$ when the matter dominates, when the approximation of matter domination is accurate it should also be valid to neglect the decaying mode $\propto 1/\tau^5$ and assume $\phi \approx -\frac{3}{5}\zeta$. Using $\hat{\Delta}_\gamma = 4\zeta_\gamma$, and neglecting the ISW contribution Eq. (3) then becomes

$$\frac{\delta T}{T} \approx \zeta_\gamma - \frac{6}{5}\zeta \quad (5)$$

where from Eq. (1) in matter domination

$$\zeta \approx R_b \zeta_b + R_c \zeta_c. \quad (6)$$

³ <http://cosmologist.info/cosmomc>

⁴ In the context of this article the term frame and gauge are effectively interchangeable. See Appendix A for further discussion.

Here we define the matter fractions $R_b \equiv \rho_b/\rho_m$, $R_c \equiv \rho_c/\rho_m$, where $\rho_m = \rho_c + \rho_b$.

During early radiation domination $\zeta^{\text{rad}} \approx R_\gamma \zeta_\gamma + R_\nu \zeta_\nu$ from Eq. (1), where we define the radiation density fractions $R_\nu \equiv \rho_\nu/(\rho_\gamma + \rho_\nu)$, $R_\gamma \equiv \rho_\gamma/(\rho_\gamma + \rho_\nu)$. Using Eqs. (2) and (5) and the constancy of the large scale ζ_i we can therefore relate the large scale temperature anisotropy to the primordial adiabatic and isocurvature perturbations

$$\frac{\delta T}{T} \approx -\frac{1}{5}\zeta^{\text{rad}} - \frac{2}{5}(R_c \mathcal{S}_c + R_b \mathcal{S}_b) + \frac{1}{15}R_\nu \mathcal{S}_\nu. \quad (7)$$

We can take ζ^{rad} as a measure of the primordial adiabatic perturbation. So this formula shows the effect of a mixture of adiabatic and isocurvature perturbations on the observed large scale CMB temperature anisotropy. This result agrees with that in [39], despite errors in their derivation which arise from an invalid ansatz for the time evolution of the velocities and anisotropic stress (demonstrated by counterexample in Appendix B). However in matter domination the velocities are negligible so the error is harmless, and for the adiabatic and neutrino modes the assumption is correct to the required order during radiation domination. However unfortunately their general result for the evolution of the potential is incorrect and cannot be used to improve on the above much simpler argument.

This analytic argument shows the main qualitative features, though in reality recombination is far from being completely matter dominated, and the ISW and other contributions will not be negligible. It is however straightforward to compute the CMB and matter power spectra numerically [60, 61] starting from a series solution in the early radiation dominated era (Appendix B).

III. CONSTRAINING THE CURVATON MODEL

The curvaton scenario provides a mechanism for allowing the inflation potential to have more natural properties, at the expense of introducing an additional unidentified scalar field which generates the perturbations. In the curvaton model the inflaton field drives the initial expansion and generates an era of radiation domination after it decays. The expansion rate then slows and the curvaton field can reach the minimum of its potential and start to oscillate. During oscillation the curvaton field acts effectively like a matter component, and its perturbation acts like a matter isocurvature mode. As the radiation redshifts further the equation of state then changes to matter domination as the curvaton density comes to dominate. As the background equation of state changes, a curvature perturbation is generated from the isocurvature mode. The curvaton then decays into (predominantly) radiation well before nucleosynthesis, and we enter the usual primordial radiation dominated epoch.

Primordial correlated isocurvature modes can be generated if the baryons or CDM are generated by, or be-

fore, the curvaton decays, as discussed in detail below. If one or both were created before the curvaton decays, the current model assumes that the curvaton had a negligible density when they decayed [19]. We assume that the curvaton is the only cosmologically relevant scalar field after inflaton decay, and that the perturbations in the inflaton field are negligible. Generically such models predict a very small tensor mode contribution, which we assume can be neglected. We assume there is no lepton number at neutrino decoupling so that there are no neutrino isocurvature modes, though see [19] for other possibilities.

As discussed in Section II, the baryon and CDM isocurvature modes predict proportional results, so we can account for \mathcal{S}_c by using just an effective baryon isocurvature perturbation

$$\mathcal{S}_b^{\text{eff}} = \mathcal{S}_b + \frac{R_c}{R_b} \mathcal{S}_c. \quad (8)$$

The baryon and CDM isocurvature perturbations are completely correlated (or anti-correlated) with each other and the adiabatic perturbation, so $\mathcal{S}_b^{\text{eff}} = B\zeta^{\text{rad}}$ where B measures the isocurvature mode contribution and is taken to be scale independent⁵. From Eq. (7), the large scale CMB anisotropy variance is then given approximately by

$$\left\langle \frac{\delta T^2}{T^2} \right\rangle \approx \frac{1}{25}(1 + 2R_b B)^2 \mathcal{P}_\zeta, \quad (9)$$

where $\mathcal{P}_\zeta = \mathcal{P}_\zeta^{\text{rad}}$ is the initial power spectrum. We assume \mathcal{P}_ζ is well parameterized by $\mathcal{P}_\zeta = A_s (k/k_0)^{n_s-1}$ where A_s gives the normalization, n_s is the scalar spectral index and k_0 is a choice of normalization point. Note that our number of degrees of freedom is actually less than generic inflation, because although we have introduced B we now no longer have the amplitude and slope of the tensor component to consider. The slope of the isocurvature perturbation is predicted to be the same as the adiabatic perturbation and the tensors are predicted to be negligible in the curvaton scenario [19].

The isocurvature modes have little effect on small scales, but as can be seen from Eq. (9) they can either raise or lower the Sachs Wolfe plateau relative to the acoustic peaks depending on the sign of B . This is in contrast to tensor perturbations which can only raise the Sachs Wolfe plateau relative to the acoustic peaks.

Computing the full predictions numerically and assuming a flat prior on B , Fig. 1 shows the posterior distribution for the various cosmological parameters when the possibility of a totally correlated mixture of matter

⁵ Our sign convention for B differs from that in Ref. [44]. In our convention $B > 0$ corresponds to a positive correlation and the modes contribute with the same sign to the large scale CMB anisotropy.

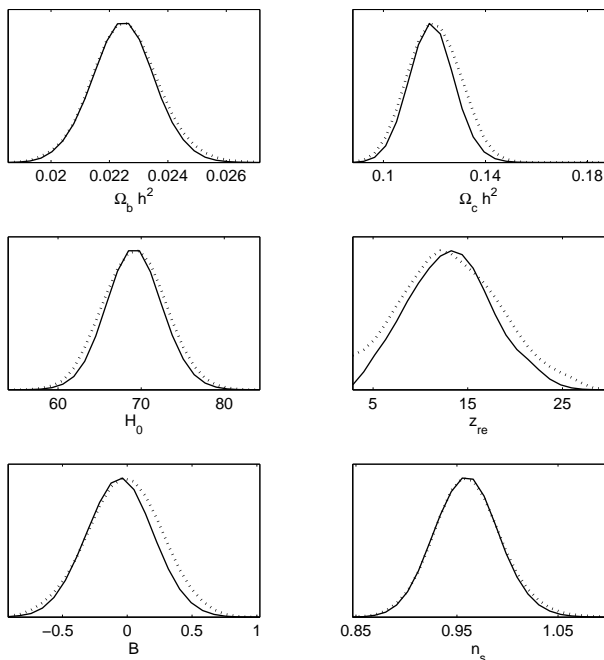


FIG. 1: Posterior marginalized probability distributions (solid lines) of the cosmological parameters including correlated matter isocurvature modes, using the data described in the text. B is the ratio of the (effective) baryon isocurvature to adiabatic perturbation amplitude in the primordial era, $\Omega_b h^2$ and $\Omega_c h^2$ are the physical matter densities in baryons and CDM, $H_0 \text{ km s}^{-1} \text{ Mpc}^{-1}$ is the Hubble parameter today, z_{re} is the effective reionization redshift, and n_s is the spectral index. We assume a flat universe with cosmological constant. Dotted lines show the mean likelihoods of the samples, and agree well with the marginalized curves, indicating the full distribution is fairly Gaussian and unskewed [62].

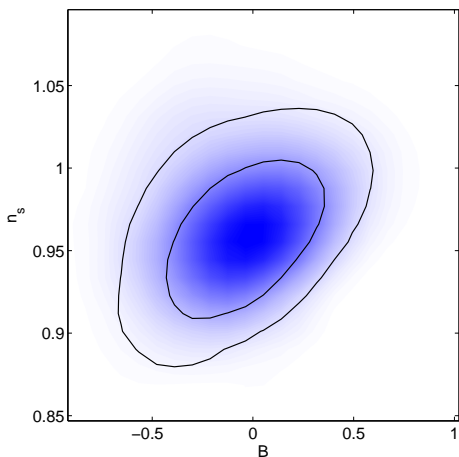


FIG. 2: Posterior distribution of $B = S_b^{\text{eff}}/\zeta$ in the primordial era, and the spectral index n_s . The plot is generated from a smoothed number density of Monte Carlo samples generated using the data described in the text. The contours enclose 68% and 95% of the probability, and the shading is by the mean likelihood of the samples.

isocurvature and adiabatic perturbations is allowed. The posterior distribution of B and n_s is shown in Fig. 2, marginalized over the other parameters. On small scales the isocurvature modes have only a small effect, so the main observational constraint comes from the relative amplitudes of the large and small scale power. This is partially degenerate with the spectral index as clearly demonstrated in the figure. The relative large scale amplitude is also affected by the reionization optical depth, and although this is constrained by WMAP's polarization measurements the experimental noise and cosmic variance still leave a significant residual uncertainty.

We find the ratio of the mean likelihood allowing for isocurvature modes to that for purely adiabatic models is about 0.7 (for discussion of mean likelihoods see Ref. [52]). Thus the isocurvature modes do not improve the already good fit to the data of the standard purely adiabatic case. By the same token, the current data is still consistent with a significant isocurvature contribution, with the 95% marginalized confidence interval $-0.53 < B < 0.43$. If new data favored $B > 0$ this would be largely degenerate with a tensor contribution predicted by standard single field inflationary scenarios, and would be hard to distinguish without good CMB polarization data. Evidence for $B < 0$ would be a smoking gun for an isocurvature mode, though the large scale polarization data has large enough cosmic variance that to distinguish it from an adiabatic model with an unexpected initial power spectrum shape would be difficult.

The 95% confidence marginalized constraint on the spectral index $0.90 < n_s < 1.02$ translates into a constraint on the potential V during inflation (in general a function of the inflation field ψ and the curvaton field σ) [19]

$$-0.1 \lesssim 2(\eta_{\sigma\sigma} - \epsilon) \lesssim 0.02 \quad (10)$$

where

$$\eta_{\sigma\sigma} \equiv \frac{M_{\text{p}}^2}{V} \frac{\partial^2 V}{\partial \sigma^2} \quad \epsilon \equiv \frac{1}{2} M_{\text{p}}^2 \left(\frac{1}{V} \frac{\partial V}{\partial \psi} \right)^2, \quad (11)$$

M_{p} is the reduced Planck mass, and the quantities are evaluated at horizon crossing during inflation. In standard inflationary models the potential has to satisfy $V^{1/4} \sim 0.03 \epsilon^{1/4} M_{\text{p}}$ to obtain the correct fluctuation amplitude, which is difficult without using unnatural values of the model parameters [23]. In the curvaton scenario we assume the inflaton perturbations are negligible, and hence the potential merely has to be much smaller than this number. These conditions are therefore much easier to satisfy with natural values for the model parameters in the curvaton case [23]. In both cases the inflaton component of the potential also has to provide more than about 60 e-folds of inflation.

If the CDM is created before the curvaton decays, and while the curvaton still has negligible energy density, its density is essentially unperturbed. After the curvature perturbation is generated there is therefore a relative

isocurvature perturbation, given by [19]

$$\mathcal{S}_c \approx -3\zeta. \quad (12)$$

If the curvaton decays before its energy density completely dominates, a CDM isocurvature perturbation is produced [19]

$$\mathcal{S}_c \approx 3 \left(\frac{1-r}{r} \right) \zeta, \quad (13)$$

where r measures the transfer function from ζ_{curvaton} before curvaton decay to ζ after decay, $\zeta = r\zeta_{\text{curvaton}}$. Ref. [19] find the approximate result $r \approx \rho_{\text{curvaton}}/\rho_{\text{total}}$ where ρ is the energy density at curvaton decay, to an accuracy of about 10% [59]. The same formulas, Eqs. (12) and (13), apply for the baryons with \mathcal{S}_c replaced by \mathcal{S}_b . If either the CDM or the baryon number was created after the curvaton decayed then there would be no isocurvature perturbation in that quantity [19]. If both were created after the curvaton decayed there would be no isocurvature modes.

There is no immediately compelling particle physics model for the curvaton scenario [25], so we consider nine basic scenarios depending on whether the CDM and baryons are generated before, by, or after curvaton decay:

1. If both the CDM and baryon number is created after the curvaton decay then there is no isocurvature perturbation:

$$B = 0. \quad (14)$$

This scenario is consistent with the data and indistinguishable from an inflation model with negligible tensor component.

2. If the CDM is created before the curvaton decays and the baryon number after the curvaton decays then from Eqs. (12) and (8)

$$B = -3 \frac{R_c}{R_b}. \quad (15)$$

This scenario is ruled out at high significance.

3. If the baryon number is created before the curvaton decays and the CDM after the curvaton decays then from Eq. (12)

$$B = -3. \quad (16)$$

This scenario is ruled out at high significance.

4. If the CDM is created by the curvaton decay and the baryon number after the curvaton decays then from Eqs. (13) and (8)

$$B = 3 \frac{R_c}{R_b} \left(\frac{1-r}{r} \right). \quad (17)$$

Solving for r gives

$$r = \frac{1}{1 + (R_b/R_c)B/3}. \quad (18)$$

5. If the baryon number is created by the curvaton decay and the CDM after the curvaton decays then from Eq. (13)

$$B = 3 \left(\frac{1-r}{r} \right). \quad (19)$$

Solving for r gives

$$r = \frac{1}{1 + B/3}. \quad (20)$$

6. If the CDM and baryons are both created before the curvaton decays then from Eqs. (8) and (12)

$$B = -\frac{3}{R_b}. \quad (21)$$

This scenario is ruled out at high significance.

7. If CDM and baryons were both created by the curvaton then from Eqs. (8) and (13)

$$B = \frac{3}{R_b} \frac{1-r}{r}. \quad (22)$$

Solving for r gives

$$r = \frac{1}{1 + R_b B/3}. \quad (23)$$

8. If the CDM is created before the curvaton decay and the baryons are created by the curvaton decay then from Eqs. (8), (12) and (13)

$$B = \frac{3(R_b - r)}{rR_b}. \quad (24)$$

Solving for r gives

$$r = \frac{R_b}{1 + R_b B/3}. \quad (25)$$

9. If the CDM is created by the curvaton and the baryons are created before the curvaton decays we have from Eqs. (8), (12) and (13)

$$B = \frac{3(R_c - r)}{rR_b}. \quad (26)$$

Solving for r gives

$$r = \frac{R_c}{1 + R_b B/3}. \quad (27)$$

For the cases that are not immediately ruled out we obtain a constraint on r . The posterior probability distribution for this quantity can easily be constructed from the Monte Carlo samples, and a plot of it is shown in Fig. 3 for the various cases. The peaks at $r = 1$ are when there are no isocurvature modes. The curves which peak

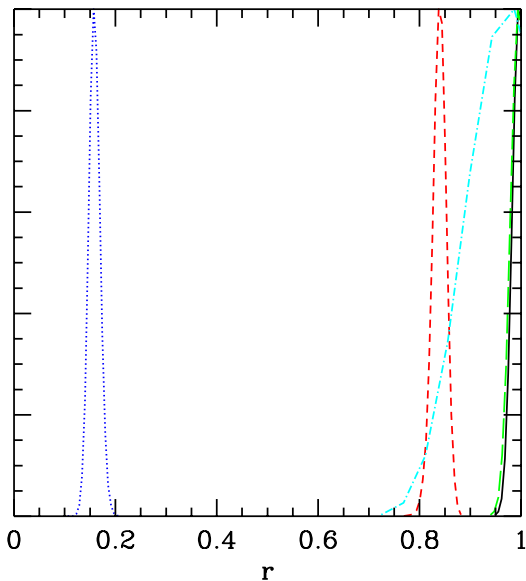


FIG. 3: Plots of the un-normalized posterior probability distribution for $r \approx \rho_{\text{curvaton}}/\rho_{\text{total}}$ when the curvaton decays. The distributions are for the numbered scenarios described in the text: (4) CDM created by curvaton decay and baryon number after curvaton decay (green long dashes), (5) baryon number created by curvaton decay and CDM after curvaton decay (cyan dash-dot line), (7) both CDM and baryon number created by curvaton decay (black solid line), (8) CDM created before curvaton decay and baryon number by curvaton decay (blue dotted line), (9) baryon number created before curvaton decay and CDM by curvaton decay (red short dashed line).

at $r \sim R_b$ and $r \sim R_c$ are when compensating baryon and CDM isocurvature modes are created before and by curvaton decay, giving a total effective isocurvature perturbation close to zero.

The amount of non-Gaussianity in the CMB is dependent on r with the conventional governing parameter [19]

$$f_{nl} \approx \frac{5}{4r} \quad (28)$$

assuming $f_{nl} \gg 1$. Using this equation we can convert the likelihood plots for r into those for f_{nl} as is shown in Fig. 4. The values near $f_{nl} \sim 1$ should not be taken too seriously as there will be additional second order non-Gaussian contributions from fields other than the curvaton. The current one year WMAP data has $f_{nl} < 134$ (95%) and is predicted to reach $f_{nl} < 80$ (95%) with the four year WMAP data [63]. So if WMAP eventually detects non-Gaussianity it will rule out all the models considered here. The Planck satellite is predicted to ultimately be able to detect $f_{nl} \gtrsim 5$ [64]. If this is realized Planck will be able to distinguish between the case where the CDM is created before curvaton decay and the baryon number by curvaton decay and the other possibilities.

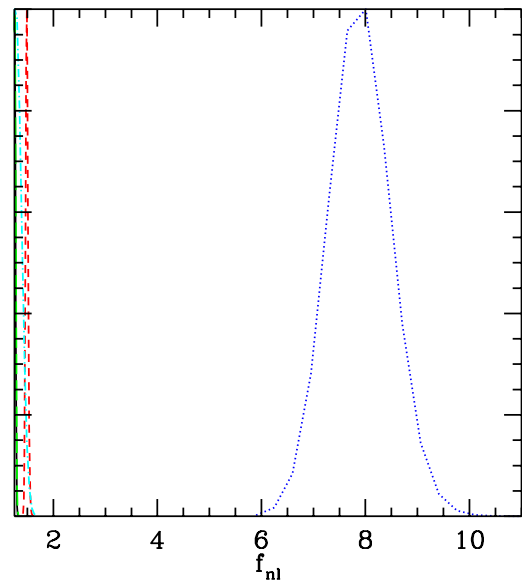


FIG. 4: Plots of the un-normalized posterior probability distribution for the amount of non-Gaussianity, f_{nl} . The line styles are the same as in Fig. 3.

IV. CONCLUSIONS

The curvaton model provides a simple scenario that can give rise to correlated adiabatic and isocurvature modes of similar size. The current data do not favor a large isocurvature contribution, but a significant amplitude is still allowed.

We point out that the CDM and baryon isocurvature modes differ only by the addition of an observationally null mode in which the two perturbations compensate. The CDM isocurvature mode can therefore be treated as a scaled baryon isocurvature mode. A simple analytical approximation for the effect of mixtures of large scale isocurvature and adiabatic perturbations on the CMB temperature anisotropy was given. Numerically, we found that the data was consistent at the two sigma level with the presence of an effective correlated baryon isocurvature perturbation of about 50% the magnitude of the adiabatic perturbation. The individual baryon and CDM isocurvature modes can be even larger if they compensate each other. Models in which either the baryon number or CDM was created before the curvaton dominated the energy density are ruled out unless counterbalanced by the other species being created by the curvaton decay. The levels of non-Gaussianity expected for the various scenarios were evaluated and in the case of the CDM being created before the curvaton decayed and the baryon number by the curvaton decay, could be high enough to be detectable by the Planck satellite.

Acknowledgments

AL thanks Anthony Challinor for some very useful notes and the Kavli Institute of Theoretical Physics where part of this work was done. CG thanks David Lyth and David Wands for helpful discussions. The Beowulf computer used for this analysis was funded by the Canada Foundation for Innovation and the Ontario Innovation Trust. This research was supported in part by the National Science Foundation under Grant No. PHY94-07194 and by PPARC (UK).

APPENDIX A: COVARIANT PERTURBATION EQUATIONS

The covariant approach to cosmological perturbation theory gives a set of gauge invariant equations in which all the terms are covariant and have a physical interpretation [65, 66]. The quantities can be calculated in any frame (labelled by a 4-velocity u_a) and the equations remain the same. Individual quantities measuring a particular perturbation do in general depend on what frame u_a is used to calculate them, so when talking about (for example) a density perturbation it is important to make clear what frame one is referring to.

The spatial gradient of the 3-Ricci scalar ${}^{(3)}\mathcal{R}$ vanishes in a homogeneous universe, and $\eta_a = \frac{1}{2}SD_a{}^{(3)}\mathcal{R}$ is a natural covariant measure of the scalar curvature perturbation in some frame with 4-velocity u_a . Here S is the scale factor and D_a is the spatial covariant derivative orthogonal to u_a (we use the signature where $u_a u^a = 1$). Other covariant quantities useful for studying perturbations are defined in [62, 66], along with derivations of the equations of General Relativity that relate them. Here we only consider scalar modes at linear order in a spatially flat universe⁶, and perform a harmonic expansion as described in [66], leaving the k -dependence of scalar quantities implicit. For example we describe the curvature perturbation by the scalar harmonic coefficient η .

Frame invariant quantities can be constructed from combinations of covariant quantities that depend on the choice of frame u_a . These often have an interpretation in terms of the value of a particular quantity in some specified frame. In particular

$$\Phi \equiv \frac{1}{2}\eta + \frac{\mathcal{H}\sigma}{k}, \quad (\text{A1})$$

where σ is the scalar shear and $\mathcal{H} = 3S\nabla^a u_a$ is the conformal Hubble parameter, is proportional to the curvature perturbation in the zero shear frame (the Newtonian gauge). The acceleration A in the zero shear frame

$$\Psi \equiv -A + (\sigma' + \mathcal{H}\sigma)/k \quad (\text{A2})$$

defines a second frame invariant quantity, which is related to Φ by

$$\Phi + \Psi = -\frac{\kappa S^2 \Pi}{k^2} \quad (\text{A3})$$

where Π is the anisotropic stress. The Weyl tensor is the part of the Riemann tensor which is not determined by the local stress-energy, and defines a frame independent scalar potential⁷ ϕ [66] which is related to the above via

$$\phi = \frac{1}{2}(\Psi - \Phi). \quad (\text{A4})$$

We define a frame invariant curvature perturbation

$$\zeta \equiv \frac{\eta}{2} - \frac{\mathcal{H}\delta\rho}{\rho'}, \quad (\text{A5})$$

proportional to the curvature perturbation in the uniform density frame. Here $\delta\rho = \sum_i \delta\rho_i = \sum_i \rho_i \Delta_i$ is the total density perturbation. This is related to the comoving curvature perturbation

$$\chi \equiv -\frac{\eta}{2} + \frac{\mathcal{H}q}{k(\rho+p)} = -\left[\Phi + \frac{2}{3}\frac{\mathcal{H}^{-1}\Phi' - \Psi}{1+w}\right]. \quad (\text{A6})$$

by $\chi = -\zeta - \mathcal{H}\bar{\delta}\rho/\rho'$, where $\bar{\delta}\rho$ is the comoving density perturbation and $q = \sum_i (\rho_i + p_i)v_i$ is the total heat flux and v_i are the velocities. The Poisson equation relates the density and potential via $k^2\Phi = \frac{1}{2}\kappa S^2\bar{\delta}\rho$. It follows that for adiabatic modes where χ is non-zero initially $\chi \approx -\zeta$ on large scales.

A local scale factor S can be defined (up to an initial value) by integrating the local expansion rate \mathcal{H} , and the quantity $h_a \equiv D_a S = SD_a S/S$ (scalar harmonic coefficient h) provides a measure of the perturbation to local volume elements. The derivative h' with respect to conformal time τ is unambiguously defined, and describes the rate of change of local volume element perturbations. In the frame in which h' is zero fractional perturbations in number densities of conserved species remain constant if there are no matter flows. The evolution of the curvature perturbation is given by

$$\eta' = 2h' - \frac{2}{3}k\sigma \quad (\text{A7})$$

so on large scales the $h' = 0$ frame coincides with the $\eta' = 0$ frame. Thus η is conserved on large scales in the frame in which number density perturbation fractions are constant [19]. This result is purely a result of linear torsionless spacetime geometry.

The time evolution of the local scale factor perturbation sources growth of density perturbations of uninteracting conserved species via the energy conservation equation

$$\delta\rho'_i + 3\mathcal{H}(\delta\rho_i + \delta p_i) + k(\rho_i + p_i)v_i = -3h'(\rho_i + p_i), \quad (\text{A8})$$

⁶ The equations given here generalize trivially to a non-flat universe by the substitution $\eta \rightarrow \eta/(1 - 3K/k^2)$.

⁷ The Φ of Ref. [66] has a different sign convention where $\Phi \equiv -\phi$.

where δp_i is the pressure perturbation. The $h' = 0$ frame therefore coincides with the $\delta\rho_i = 0$ frame on large scales if $\delta p_i = 0$ in the $\delta\rho_i = 0$ frame. For a particular species one can define the curvature perturbation in the frame in which its density is unperturbed

$$\zeta_i \equiv \frac{\eta}{2} - \frac{\mathcal{H}\delta\rho_i}{\rho'_i}, \quad (\text{A9})$$

where in the absence of energy transfer $\rho'_i = -3\mathcal{H}(\rho_i + p_i)$. The evolution equation that follows from Eqs. (A8) and (A7) is [58]

$$\zeta'_i = -\frac{\mathcal{H}}{\rho_i + p_i} \left[\delta p_i - \frac{p'}{\rho'} \delta\rho_i \right] - \frac{kV_i}{3}, \quad (\text{A10})$$

where $V_i \equiv v_i + \sigma$ is the Newtonian gauge velocity. If there is an equation of state $p_i = p_i(\rho_i)$ the first term on the right hand side is zero, and the ζ_i are therefore constant on large scales where $k\tau \ll 1$. If the equation of state parameter $w_i \equiv p_i/\rho_i$ is constant this implies that the fractional density perturbations in the unperturbed curvature frame evolve as

$$\hat{\Delta}'_i = -k(1 + w_i)V_i, \quad (\text{A11})$$

and hence the $\hat{\Delta}_i$ are also conserved on large scales. The curvature perturbation in the frame in which the total energy is unperturbed is given from the ζ_i by Eq. (1). In the frame in which the acceleration $A = 0$ (and hence u_a coincides with the CDM velocity) $\eta_s = -\eta/2$, $h'_s = 6h'$ where η_s and h'_s are the synchronous gauge quantities (e.g. see [67]).

APPENDIX B: ISOCURVATURE INITIAL CONDITIONS

In the early radiation dominated era there are in general five regular solutions to the perturbation equations [40], assuming there is only one distinct species of cold dark matter. If there are several species of dark matter the additional modes are unobservable without measuring the distinct dark matter species directly. Per-

forming a series expansion in conformal time τ , the Friedman equation gives

$$S = \frac{\Omega_m H_0^2}{\omega^2} \left(\omega\tau + \frac{1}{4}\omega^2\tau^2 + \mathcal{O}(K\omega\tau^3) \right) \quad (\text{B1})$$

where $\omega \equiv \Omega_m \mathcal{H}_0 / \sqrt{\Omega_\gamma + \Omega_\nu}$ with \mathcal{H}_0 the Hubble parameter today and Ω_i the density today in units of the critical density. At lowest order in the tight coupling expansion, assuming the baryons and dark matter have negligible pressure, the CDM isocurvature mode at early times is

$$\hat{\Delta}_c = 1 - \frac{1}{72} \frac{R_c(4R_\nu - 15)\omega k^2 \tau^3}{2R_\nu + 15} \quad (\text{B2})$$

$$\hat{\Delta}_\gamma = \hat{\Delta}_\nu = \frac{4}{3}\hat{\Delta}_b = \frac{5}{6} \frac{R_c\omega k^2 \tau^3}{2(R_\nu + 15)} \quad (\text{B3})$$

$$V_c = \frac{1}{24} \frac{R_c(4R_\nu - 15)\omega k \tau^2}{2R_\nu + 15} \quad (\text{B4})$$

$$V_\gamma = V_\nu = V_b = -\frac{15}{8} \frac{R_c\omega k \tau^2}{2R_\nu + 15} \quad (\text{B5})$$

$$\Psi = \frac{1}{8} \frac{R_c(4R_\nu - 15)\omega\tau}{2R_\nu + 15} \quad (\text{B6})$$

$$\Phi = \frac{1}{8} \frac{R_c(4R_\nu + 15)\omega\tau}{2R_\nu + 15} \quad (\text{B7})$$

where equalities apply at the given order in τ . The baryon isocurvature mode is given by subtracting the observationally null mode $\hat{\Delta}_c = -R_b\hat{\Delta}_b/R_c$ from the above solution. Series solutions for the adiabatic and isocurvature modes to any order are easily computed using computer algebra packages, for a Maple derivation of the solutions in the zero acceleration frame see <http://camb.info/theory.html>. The above solution was calculated by constructing the frame invariant quantities above from the quantities in the zero acceleration frame.

The $\hat{\Delta}_i$ are constant to order $(k\tau)^2$. However the lowest order terms in the velocities are of order $(\omega\tau)(k\tau)$, demonstrating explicitly that the assumption that $V_i = \text{const} \times k\tau + \mathcal{O}(k\tau)^2$ in [39] is incorrect for isocurvature modes.

[1] G. Hinshaw et al. (2003), astro-ph/0302217.
[2] H. V. Peiris et al. (2003), astro-ph/0302225.
[3] A. Liddle and D. Lyth, *Cosmological Inflation And Large-Scale Structure* (Cambridge University Press, 2000).
[4] L. A. Kofman and A. D. Linde, Nucl. Phys. B **282**, 555 (1987).
[5] D. Polarski and A. A. Starobinsky, Phys. Rev. D **50**, 6123 (1994), astro-ph/9404061.
[6] J. Garcia-Bellido and D. Wands, Phys. Rev. D **53**, 5437 (1996), astro-ph/9511029.
[7] A. Linde and V. Mukhanov, Phys. Rev. D **56**, 535 (1997), astro-ph/9610219.

[8] M. Sasaki and T. Tanaka, Prog. Theor. Phys. **99**, 763 (1998), gr-qc/9801017.
[9] D. Langlois, Phys. Rev. D **59**, 123512 (1999), astro-ph/9906080.
[10] C. Gordon, D. Wands, B. A. Bassett, and R. Maartens, Phys. Rev. D **63**, 023506 (2001), astro-ph/0009131.
[11] J.-C. Hwang and H. Noh, Phys. Lett. B **495**, 277 (2000), astro-ph/0009268.
[12] D. Wands, N. Bartolo, S. Matarrese, and A. Riotto, Phys. Rev. D **66**, 043520 (2002), astro-ph/0205253.
[13] S. Tsujikawa, D. Parkinson, and B. A. Bassett (2002), astro-ph/0210322.

- [14] A. A. Starobinsky, S. Tsujikawa, and J. Yokoyama, Nucl. Phys. **B610**, 383 (2001), astro-ph/0107555.
- [15] N. Bartolo, S. Matarrese, and A. Riotto, Phys. Rev. **D64**, 123504 (2001), astro-ph/0107502.
- [16] S. Groot Nibbelink and B. J. W. van Tent, Class. Quant. Grav. **19**, 613 (2002), hep-ph/0107272.
- [17] S. Mollerach, Phys. Rev. D **42**, 313 (1990).
- [18] D. Lyth and D. Wands, Phys. Lett. B **524**, 5 (2002), hep-ph/0110002.
- [19] D. H. Lyth, C. Ungarelli, and D. Wands, Phys. Rev. D **67**, 023503 (2003), astro-ph/0208055.
- [20] T. Moroi and T. Takahashi, Phys. Lett. B **522**, 215 (2001), hep-ph/0110096.
- [21] T. Moroi and T. Takahashi, Phys. Rev. D **66**, 063501 (2002), hep-ph/0206026.
- [22] T. Moroi and H. Murayama, Phys. Lett. B **553**, 126 (2003), hep-ph/0211019.
- [23] K. Dimopoulos and D. Lyth (2002), hep-ph/0209180.
- [24] M. Bastero-Gil, V. Di Clemente, and S. F. King (2002), hep-ph/0211011.
- [25] M. Postma, Phys. Rev. D **67**, 063518 (2003), hep-ph/0212005.
- [26] K. Enqvist, S. Kasuya, and A. Mazumdar, Phys. Rev. Lett **90**, 091302 (2003), hep-ph/0211147.
- [27] K. Dimopoulos, G. Lazarides, D. Lyth, and R. Ruiz de Austri (2003), hep-ph/0303154.
- [28] K. Dimopoulos, D. H. Lyth, A. Notari, and A. Riotto (2003), hep-ph/0304050.
- [29] K. Enqvist and M. S. Sloth, Nucl. Phys. **B626**, 395 (2002), hep-ph/0109214.
- [30] M. S. Sloth, Nucl. Phys. B **656**, 239 (2003), hep-ph/0208241.
- [31] V. Bozza, M. Gasperini, M. Giovannini, and G. Veneziano, Phys. Lett. **B543**, 14 (2002), hep-ph/0206131.
- [32] E. J. Copeland, R. Easther, and D. Wands, Phys. Rev. **D56**, 874 (1997), hep-th/9701082.
- [33] J. E. Lidsey, D. Wands, and E. J. Copeland, Phys. Rept. **337**, 343 (2000), hep-th/9909061.
- [34] G. Efstathiou and J. R. Bond, Mon. Not. R. Astron. Soc. **218**, 103 (1986).
- [35] R. Stompor et al., Astrophys. J. **463** (1996).
- [36] E. Pierpaoli, J. Garcia-Bellido, and S. Borgani, JHEP **10**, 015 (1999), hep-ph/9909420.
- [37] M. Kawasaki and F. Takahashi, Phys. Lett. **B516**, 388 (2001), hep-ph/0105134.
- [38] K. Enqvist, H. Kurki-Suonio, and J. Valiviita, Phys. Rev. **D62**, 103003 (2000), astro-ph/0006429.
- [39] D. Langlois and A. Riazuelo, Phys. Rev. D **62**, 043504 (2000), astro-ph/9912497.
- [40] M. Bucher, K. Moodley, and N. Turok, Phys. Rev. D **62**, 083508 (2001), astro-ph/9904231.
- [41] R. Trotta, A. Riazuelo, and R. Durrer, Phys. Rev. Lett. **87**, 231301 (2001), astro-ph/0104017.
- [42] R. Trotta, A. Riazuelo, and R. Durrer, Phys. Rev. D **67**, 063520 (2003), astro-ph/0211600.
- [43] M. Bucher, K. Moodley, and N. Turok, Phys. Rev. Lett. **87**, 191301 (2001), astro-ph/0012141.
- [44] L. Amendola, C. Gordon, D. Wands, and M. Sasaki, Phys. Rev. Lett. **88**, 211302 (2002), astro-ph/0107089.
- [45] N. Bartolo and A. R. Liddle, Phys. Rev. **D65**, 121301 (2002), astro-ph/0203076.
- [46] L. Verde et al. (2003), astro-ph/0302218.
- [47] A. Kogut et al. (2003), astro-ph/0302213.
- [48] C.L. Kuo et al. (2002), astro-ph/0212289.
- [49] W. Percival et al., MNRAS **337**, 1068 (2002), astro-ph/0206256.
- [50] W. L. Freedman et al., Astrophys. J. **553**, 47 (2001), astro-ph/0012376.
- [51] S. Burles, K. M. Nollett, and M. S. Turner, Astrophys. J. **552**, L1 (2001), astro-ph/0010171.
- [52] A. Lewis and S. Bridle, Phys. Rev. D **66**, 103511 (2002), astro-ph/0205436.
- [53] J. M. Bardeen, Phys. Rev. D **22**, 1882 (1980).
- [54] J. M. Bardeen, P. J. Steinhardt, and M. S. Turner, Phys. Rev. D **28**, 679 (1983).
- [55] D. H. Lyth, Phys. Rev. D **31**, 1792 (1985).
- [56] H. Kodama and M. Sasaki, Prog. Theor. Phys. Suppl. **78**, 1 (1984).
- [57] V. Mukhanov, H. Feldman, and R. Brandenberger, Phys. Rep. **215**, 203 (1992).
- [58] D. Wands, K. A. Malik, D. H. Lyth, and A. R. Liddle, Phys. Rev. D **62**, 043527 (2000), astro-ph/0003278.
- [59] K. H. Malik, D. Wands, and C. Ungarelli, Phys. Rev. D **67**, 063516 (2003), astro-ph/0211602.
- [60] U. Seljak and M. Zaldarriaga, Astrophys. J. **469**, 437 (1996), astro-ph/9603033.
- [61] A. Lewis, A. Challinor, and A. Lasenby, Astrophys. J. **538**, 473 (2000), <http://camb.info>, astro-ph/9911177.
- [62] A. Lewis and A. Challinor, Phys. Rev. D **66**, 023531 (2002), astro-ph/0203507.
- [63] E. Komatsu et al (2003), astro-ph/0302223.
- [64] E. Komatsu and D. N. Spergel, Phys. Rev. D **63**, 063002 (2001), astro-ph/0005036.
- [65] G. F. R. Ellis, D. R. Matravers, and R. Treciokas, Ann. Phys. **150**, 455 (1983).
- [66] A. Challinor and A. Lasenby, Astrophys. J. **513**, 1 (1999), astro-ph/9804301.
- [67] C.-P. Ma and E. Bertschinger, Astrophys. J. **455**, 7 (1995), astro-ph/9506072.