

Energy release due to antineutrino untrapping and diquark condensation in hot quark star evolution

D.N. Aguilera^{1,2}, D. Blaschke^{1,3}, and H. Grigorian^{1,4} *

¹ Fachbereich Physik, Universität Rostock, Universitätsplatz 1, D-18051 Rostock, Germany

² Instituto de Física Rosario, Bv. 27 de febrero 210 bis, 2000 Rosario, Argentina
email: deborah@darss.mpg.uni-rostock.de

³ Bogoliubov Laboratory for Theoretical Physics, JINR Dubna, 141980 Dubna, Russia
email: david@thsun1.jinr.ru

⁴ Department of Physics, Yerevan State University, Alex Manoogian Str. 1, 375025 Yerevan, Armenia
email: hovik@darss.mpg.uni-rostock.de

the date of receipt and acceptance should be inserted later

Abstract. We study the consequences of antineutrino trapping in hot quark matter for quark star configurations with possible diquark condensation. Due to the conditions of charge neutrality and β -equilibrium the flavor asymmetry increases with the number density of trapped antineutrinos. Above a critical value of the antineutrino chemical potential of 30 MeV diquark condensation is inhibited at low densities and a two-phase structure emerges: a superconducting quark matter core surrounded by a shell of normal quark matter. When the quark star cools down below a temperature $T \sim 1$ MeV, the mean free path of antineutrinos becomes larger than the thickness of the normal quark matter shell so that they get untrapped within a sudden process. By comparing the masses of configurations with the same baryon number we estimate that the release of energy due to the antineutrino untrapping transition can be in the range of $10^{51} \div 10^{52}$ erg.

Key words. dense matter – stars: interiors – stars: evolution – stars: neutron

1. Introduction

The engine which drives supernova explosions and gamma ray bursts being among the most energetic phenomena in the universe remains still puzzling [Piran & Nakar (2002)]. The phase transition to a quark matter phase may be a mechanism that could release such an amount of energy [Drago & Tambini (1999), Berezhiani et al. (2002)]. It has been proposed that due to the Cooper instability in dense Fermi gases cold dense quark matter shall be in the color superconducting state with a nonvanishing diquark condensate [Alford et al. (2001), Blaschke et al. (2001a)]. The consequences of diquark condensation for the cooling of compact stars due to changes in the transport properties and neutrino emissivities have been investigated much in detail, see [Blaschke et al. (2000), Page et al. (2000), Blaschke et al. (2001b), Blaschke et al. (2003a)], and may even contribute to the explanation of the relative low tem-

perature of the pulsar in the supernova remnant 3C58 [Grigorian et al. (2002)].

Unlike the case of normal (electronic) superconductors, the pairing energy gap in quark matter is of the order of the Fermi energy so that diquark condensation gives considerable contributions to the equation of state (EoS) of the order of $(\Delta/\mu)^2$. Therefore, it has been suggested that there might be scenarios which identify the unknown source of the energy of 10^{53} erg with a release of binding energy due to Cooper pairing of quarks in the core of a cooling protoneutron star [Hong et al. (2001)]. In that work the total diquark condensation energy released in a bounce of the core is estimated as $(\Delta/\mu)^2 M_{\text{core}}$ corresponding to a few percent of a solar mass, that is 10^{52} erg. In this estimate, general relativistic effects have been disregarded. It has been shown in [Blaschke et al. (2003a)] by solving the selfconsistent problem of the star configurations, however, that these effects due to the stiffening of the EoS in the diquark condensation transition lead to an increase in the gravitational mass of the star contrary to the naive estimates.

Send offprint requests to: D. Blaschke

* Research supported by DFG under grant no. 436 ARM 17/1/00

It has also been demonstrated [Blaschke et al. (2003a)] that the energy release due to cooling of a quark core in a protonneutron star does not occur within an explosive process, since the diquark condensation is a second order phase transition.

In the present work, we propose a new mechanism of energy release which involves a first order phase transition induced by antineutrino untrapping. (Anti-)neutrino trapping occurs in hot compact star configurations at temperatures $T \geq 1$ MeV where the mean free path of (anti-)neutrinos is smaller than the typical size of a star [Prakash et al. (2001) and references therein].

During the collapse in the hot era of protonneutron star evolution, antineutrinos are produced due to the β -processes. Since they have a small mean free path, they cannot escape and the asymmetry in the system is increased. This entails that the formation of the diquark condensate is shifted to higher densities or even inhibited depending on the fraction of trapped antineutrinos.

As the quark star cools, a two-phase structure will occur. Despite the asymmetry, the interior of the quark star (because of its large density) could consist of color superconducting quark matter, whereas in the more dilute outer shell, diquark condensation cannot occur and quark matter remains in the normal state, opaque to antineutrinos for $T \geq 1$ MeV. When in the continued cooling process the antineutrino mean free path increases above the size of this normal matter shell, an outburst of neutrinos occurs and gives rise to an energy release of the order of $10^{51} - 10^{52}$ erg. This untrapping transition is of first order and could lead to an explosive phenomenon.

The scenario to be detailed in the present paper suggests that the first pulse of neutrinos emitted in the deleptonization stage of the core collapse, after a cooling time scale, shall be followed by a second pulse of antineutrinos as an observable characteristics of the present scenario.

2. Hot 2SC quark matter

The investigation of the phase structure of electrically and color neutral quark matter in β -equilibrium within quark models which *assume* approximate $SU(3)$ flavor symmetry has revealed [Alford & Rajagopal (2002), Steiner et al. (2002)] that the Color Flavor Locking (CFL) phase is energetically favored over the 2-Flavor Superconductivity (2SC) one. On the other hand, it has been shown [Gocke et al. (2001), Neumann et al. (2003)] that at low temperatures a sequential deconfinement of light and strange quark flavors occurs in *dynamical quark models* which solve the three-flavor gap equations. Thus, strange quark matter phases like the CFL one do appear only at high densities in the very inner core of compact stars and do not occupy a large enough volume in order to cause observable effects. Therefore, we consider in the present work two flavor quark matter in the 2SC phase only.

2.1. Thermodynamic potential for asymmetric quark matter

We consider the grand canonical thermodynamic potential for 2SC quark matter within a nonlocal chiral quark model [Blaschke et al. (2003a)] where in the mean field approximation the mass gap ϕ_f and the diquark gap Δ appear as order parameters and a decomposition into color ($c \in \{r, b, g\}$) and flavor ($f \in \{u, d\}$) degrees of freedom can be made.

$$\Omega_q(\{\phi_f\}, \Delta; \{\mu_{fc}\}, T) = \sum_{c,f} \Omega^c(\phi_f, \Delta; \mu_{fc}, T), \quad (1)$$

where T is the temperature and μ_{fc} the chemical potential for the quark with flavor f and color c .

The contribution of quarks with given color c and flavor f to the thermodynamic potential is

$$\begin{aligned} \Omega^c(\phi_f, \Delta; \mu_{fc}, T) + \Omega_{vac}^c &= \frac{\phi_f^2}{24 G_1} + \frac{\Delta^2}{24 G_2} \\ &- \frac{1}{\pi^2} \int_0^\infty dq q^2 \{ \omega[\epsilon_c(E_f(q) + \mu_{fc}), T] + \\ &\omega[\epsilon_c(E_f(q) - \mu_{fc}), T] \}, \end{aligned} \quad (2)$$

where G_1 and G_2 are coupling constants in the scalar meson and diquark channels, respectively. The dispersion relation for unpaired quarks with dynamical mass function $m_f(q) = m_f + g(q)\phi_f$ is given by

$$E_f(q) = \sqrt{q^2 + m_f^2(q)}. \quad (3)$$

In Eq. (2) we have introduced the notation

$$\omega[\epsilon_c, T] = T \ln \left[1 + \exp\left(-\frac{\epsilon_c}{T}\right) \right] + \frac{\epsilon_c}{2}, \quad (4)$$

where the first argument is given by

$$\epsilon_c(\xi) = \xi \sqrt{1 + \Delta_c^2/\xi^2}. \quad (5)$$

When we choose the green and blue colors to be paired and the red ones to remain unpaired, we have

$$\Delta_c = g(q)\Delta(\delta_{c,b} + \delta_{c,g}). \quad (6)$$

For a homogeneous system, the thermodynamic potential Ω_q corresponds to the pressure; therefore the constant $\Omega_{vac} = \sum_c \Omega_{vac}^c$ is chosen such that the pressure of the physical vacuum vanishes.

The nonlocality of the interaction between the quarks is implemented via formfactor functions $g(q)$ in the momentum space. We use the Gaussian formfactor defined as

$$g(q) = \exp(-q^2/\Lambda^2), \quad (7)$$

since we could show that for this choice stable hybrid stars are possible [Blaschke et al. (2003b)]. The parameters: $\Lambda = 1.025$ GeV, $G_1 = 3.761 \Lambda^2$ and $m_u = m_d = m = 2.41$ MeV are fixed by the pion mass $m_\pi = 140$ MeV, pion decay constant $f_\pi = 93$ MeV and the constituent quark mass

$m_0 = 330$ MeV at $T = \mu = 0$ [Schmidt et al. (1994)]. The constant G_2 is a free parameter of the approach which we fix as $G_2 = 0.86 G_1$.

We introduce new variables: the quark chemical potential for the color c , $\mu_{qc} = (\mu_{uc} + \mu_{dc})/2$, and the chemical potential of the isospin asymmetry, $\mu_I = (\mu_{uc} - \mu_{dc})/2$, which is color independent. We consider now symmetric ($\mu_{uc} = \mu_{dc}$) or nearly symmetric ($\mu_{uc} \simeq \mu_{dc}$) quark matter as the preferable situation to form a pair of fermions in the color space, i.e. $|\mu_I| < \mu_{qc}$.

The color asymmetry induces a splitting of the quark chemical potentials relative to the mean value for two flavors μ_q which is proportional to the new chemical potential μ_8 . Therefore we can write,

$$\mu_{qc} = \mu_q + \frac{\mu_8}{3}(\delta_{c,b} + \delta_{c,g} - 2\delta_{c,r}), \quad (8)$$

where μ_q and μ_8 are conjugate to the quark number density and the color charge density, respectively.

We perform the approximation $\phi_u = \phi_d = \phi$ and express the thermodynamic potential as in [Kiriya et al. (2001)]

$$\begin{aligned} \Omega_q(\phi, \Delta; \mu_{qr}, \mu_{qb}, \mu_I, T) + \Omega_{vac} = & \frac{\phi^2}{4G_1} + \frac{\Delta^2}{4G_2} \\ & - \frac{1}{\pi^2} \int_0^\infty dq q^2 \{ \omega[\epsilon_r(-\mu_{qr} - \mu_I), T] + \\ & \omega[\epsilon_r(\mu_{qr} - \mu_I), T] + \omega[\epsilon_r(-\mu_{qr} + \mu_I), T] + \\ & \omega[\epsilon_r(\mu_{qr} + \mu_I), T] \} \\ & - \frac{2}{\pi^2} \int_0^\infty dq q^2 \{ \omega[\epsilon_b(E(q) - \mu_{qb}) - \mu_I, T] + \\ & \omega[\epsilon_b(E(q) + \mu_{qb}) - \mu_I, T] + \\ & \omega[\epsilon_b(E(q) - \mu_{qb}) + \mu_I, T] + \\ & \omega[\epsilon_b(E(q) + \mu_{qb}) + \mu_I, T] \}, \end{aligned} \quad (9)$$

where the factor 2 in the last integral comes from the degeneracy of the blue and green colors ($\epsilon_b = \epsilon_g$).

The conditions for the local extrema of Ω_q , correspond to coupled gap equations for the two order parameters ϕ and Δ

$$\left. \frac{\partial \Omega}{\partial \phi} \right|_{\phi=\phi_0, \Delta=\Delta_0} = \left. \frac{\partial \Omega}{\partial \Delta} \right|_{\phi=\phi_0, \Delta=\Delta_0} = 0. \quad (10)$$

The global minimum of Ω_q represents the state of thermodynamical equilibrium from which all equations of state can be obtained by derivation.

2.2. Beta equilibrium with electrons and trapped (anti)neutrinos

The stellar matter in the quark core of compact stars consists of u and d quarks, electrons e and antineutrinos $\bar{\nu}_e$ under the conditions of

- β -equilibrium: $d \longleftrightarrow u + e^- + \bar{\nu}_e$, which in terms of chemical potentials reads

$$\mu_e + \mu_{\bar{\nu}_e} = -2\mu_I,$$

- charge neutrality: $\frac{2}{3}n_u - \frac{1}{3}n_d - n_e = 0$, which could also be written as

$$n_B + n_I - 2n_e = 0,$$

- color neutrality: $n_8 = \frac{2}{3}n_{qr} - \frac{1}{3}n_{qb} = 0$.

Here the number densities n_j are defined in relation to the corresponding chemical potentials μ_j as

$$n_j = - \left. \frac{\partial \Omega}{\partial \mu_j} \right|_{\phi_0, \Delta_0; T}, \quad (11)$$

where the index j denotes the particle species. The baryon chemical potential defined as $\mu_B = 3\mu_q - \mu_I$. The solution of the color neutrality condition shows that μ_8 is about 5-7 MeV in the region of relevant densities ($\mu_q \simeq 300 - 500$ MeV). Since the isospin asymmetry is independent of μ_8 we consider $\mu_{qc} \simeq \mu_q$ in our following calculations.

The total thermodynamic potential Ω contains besides the quark contribution Ω_q also that of the leptons Ω^{id}

$$\begin{aligned} \Omega(\phi, \Delta; \mu_q, \mu_I, \mu_e, \mu_{\bar{\nu}_e}, T) = & \Omega_q(\phi, \Delta; \mu_q, \mu_I, T) \\ & + \sum_{l \in \{e, \bar{\nu}_e\}} \Omega^{id}(\mu_l, T), \end{aligned} \quad (12)$$

which is assumed to be a massless, ideal Fermi gas

$$\Omega^{id}(\mu, T) = -\frac{1}{12\pi^2}\mu^4 - \frac{1}{6}\mu^2 T^2 - \frac{7}{180}\pi^2 T^4. \quad (13)$$

In Fig. 1 we show the solution of the gap equations for

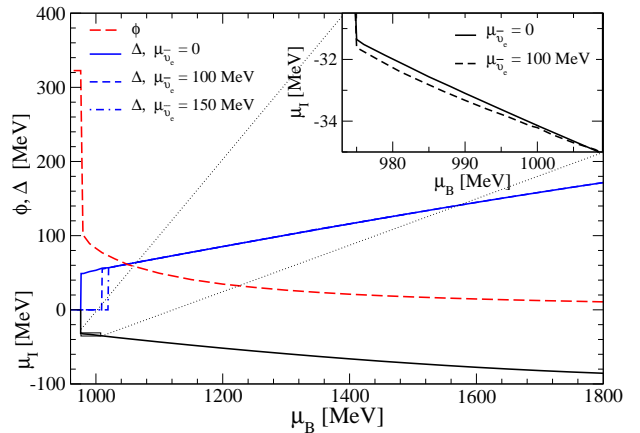


Fig. 1. Mass gap ϕ , diquark gap Δ and isospin chemical potential μ_I as a function of the baryon chemical potential μ_B for different values of the antineutrino chemical potential $\mu_{\bar{\nu}_e}$. Solutions obey β -equilibrium and charge neutrality conditions.

the order parameters ϕ and Δ as a function of the baryon chemical potential μ_B at $T = 0$. Also the solution for the isospin chemical potential μ_I is plotted. We can see that with increasing antineutrino chemical potential $\mu_{\bar{\nu}_e}$ the

absolute value of the chemical potential for isospin asymmetry $|\mu_I|$ increases (see the inset of Fig. 1). We will refer to this value as the asymmetry in the system, and when it increases the onset of the superconducting phase transition is shifted to higher densities. For the region of chemical potentials μ_q where the diquark condensate is nonvanishing its value coincides with that for the case $\mu_I = 0$. This region, however, shrinks for $\mu_{\bar{\nu}_e}^{min} \leq \mu_{\bar{\nu}_e}$. The minimum value of antineutrino chemical potential for which the onset of diquark condensation does not coincide with the chiral transition is $\mu_{\bar{\nu}_e}^{min} = 30$ MeV for a density of $\mu_B = 1$ GeV.

2.3. Equations of state

The equations of state are obtained from the thermodynamic potential (9). For homogeneous systems, the pressure is $P = -\Omega$, the entropy density is $s = -(\partial\Omega/\partial T)_{\mu_q}$ and the energy density is given by the Gibbs fundamental relation

$$\varepsilon = sT - P + \mu_q n_q + \mu_I n_I. \quad (14)$$

In Fig. 2 we show the pressure as a function of the baryon chemical potential and of the energy density for different values of the antineutrino chemical potential. The effect of the presence of trapped antineutrinos is twofold: (i) the onset of superconductivity in quark matter is shifted to higher energy densities with increasing $\mu_{\bar{\nu}_e}$ and (ii) the equation of state becomes *harder*.

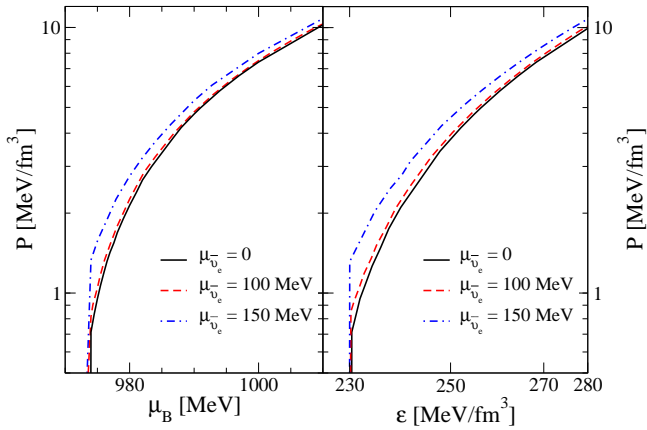


Fig. 2. Pressure vs. baryon chemical potential (left panel) and energy density (right panel) for different values of the antineutrino chemical potential $\mu_{\bar{\nu}_e}$. Due to antineutrino trapping the onset of superconductivity in quark matter is shifted to higher energy densities and equation of state becomes *harder*.

3. Hot quark stars and neutrino untrapping

Hot quark star configurations have been considered first in [Kettner et al. (1995)] for isothermal configurations and in [Blaschke et al. (1999)] for adiabatic ones. When determining the mass defect of a compact star configuration due to diquark condensation in a cooling process, it has been shown in [Blaschke et al. (2003a)] that general relativistic effects become important. Effects which have been estimated by extrapolating the binding energy per Cooper pair [Hong et al. (2001)] may even be counterbalanced when the mass distribution is determined selfconsistently. This observation underlines the necessity to estimate the release of binding energy in evolutionary processes of compact stars which change the equation of state selfconsistently with corresponding changes in the mass distribution and the gravitational field. In Ref. [Blaschke et al. (2003a)], however, no trapped (anti)neutrinos have been considered and it has been demonstrated that in this case the diquark condensation occurs within a second order phase transition, so that no sudden release of energy had to be expected. The situation may change in the case when the transition is inhibited by the presence of trapped antineutrinos which increase the asymmetry above a critical value and therefore prevent diquark condensation.

3.1. Structure and stability of compact stars including trapped (anti)neutrinos

We consider star configurations which are defined as solutions of the Tolman-Oppenheimer-Volkoff equations

$$\frac{dP(r)}{dr} = -\frac{[\varepsilon(r) + P(r)][m(r) + 4\pi r^3 P(r)]}{r[r - 2m(r)]}, \quad (15)$$

$$m(r) = 4\pi \int_0^r r'^2 \varepsilon(r') dr', \quad (16)$$

where r is the distance from the center and $m(r)$ the mass enclosed in a sphere of radius r .

The equations are solved for the set of central quark number densities n_q for which the stars are stable. The total mass $M = m(R)$ of the star is defined by the radius R being the distance to the star surface which fulfills the condition of vanishing pressure $P(R) = 0$.

The total mass as a function of radius and central quark number density of the configurations is plotted in Fig. 3 for the case without neutrinos $\mu_{\bar{\nu}_e} = 0$ (solid line) and for two cases with finite antineutrino chemical potential: $\mu_{\bar{\nu}_e} = 100$ MeV (dashed line) and $\mu_{\bar{\nu}_e} = 150$ MeV (dash-dotted line). The latter value relates to our estimate for the maximum antineutrino number density which should occur just at the deconfinement phase transition, but still larger values could also be possible [Steiner et al. (2002)]. From Fig. 2 we can see that the EoS without antineutrinos is softer than that with antineutrinos (it has a lower pressure at a given energy density) and in Fig.3 we show that this allows more compact configurations (left panel). Consequently, the presence of antineutrinos tends

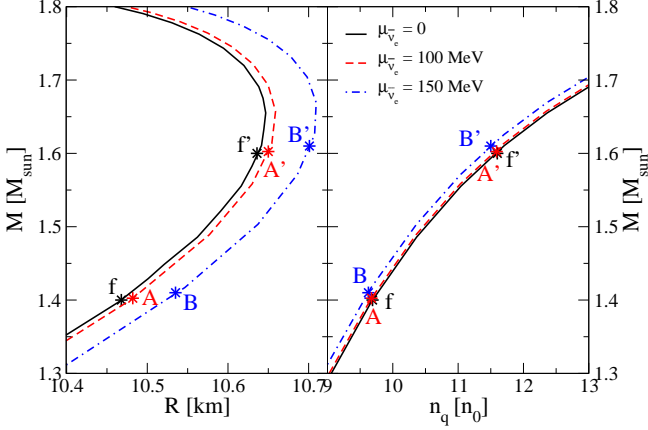


Fig. 3. Quark star configurations for different antineutrino chemical potentials $\mu_{\bar{\nu}_e} = 0, 100, 150$ MeV. The total mass M in solar masses ($M_{\text{sun}} \equiv M_{\odot}$ in the text) is shown as a function of the radius R (left panel) and of the central number density n_q in units of the nuclear saturation density n_0 (right panel). Asterisks denote two different sets of configurations (A,B,f) and (A',B',f') with a fixed total baryon number of the set.

to increase the mass of the star for a given central density, see the right panel of Fig.3.

In order to estimate the effect of antineutrinos on the mass of star configurations we choose a reference configuration without antineutrinos with the mass of a typical neutron star $M_f = 1.4 M_{\odot}$, see Fig. 3. The corresponding radius is $R_f = 10.47$ km and the central density $n_q = 9.69 n_0$, where $n_0 = 0.16 \text{ fm}^{-3}$ is the saturation density of nuclear matter. The configurations with trapped antineutrinos and nonvanishing $\mu_{\bar{\nu}_e}$ to compare with are chosen to have the same total baryon number as the reference star: $N_B = 1.51 N_{\odot}$, where N_{\odot} is the total baryon number of the sun. For $\mu_{\bar{\nu}_e} = 100$ MeV we obtain $M_A = 1.4025 M_{\odot}$ whereas for $\mu_{\bar{\nu}_e} = 150$ MeV we have $M_B = 1.41 M_{\odot}$. The differences in the radii are $R_A - R_f = 0.01$ km and $R_B - R_f = 0.06$ km and the changes in the central densities $n_q^A - n_q^f = -0.016 n_0$ and $n_q^B - n_q^f = -0.064 n_0$, respectively. This is a consequence of the hardening of the EoS due to the presence of antineutrinos. A second set of configurations (A', B', f') with a fixed baryon number and $M_f = 1.6 M_{\odot}$ is shown in the Fig.3.

The mass defect $\Delta M_{if} = M_i - M_f$ can be interpreted as an energy release if there is a process which relates the configurations with M_i and M_f being the initial and final states, respectively. In the following Subsection we discuss a possible evolution scenario and we calculate the corresponding energy release.

3.2. Estimate of energy release in antineutrino untrapping

The antineutrino chemical potential $\mu_{\bar{\nu}_e}$ increases the asymmetry of the system and can prevent the diquark condensation provided the critical value $\mu_{\bar{\nu}_e}$ is exceeded, see Fig.1. The inhibition of diquark condensation could provide conditions for the explosive release of an amount of energy coming from the mass defect introduced in the previous subsection.

During the collapse of a protoneutron star, neutronization takes place via the inverse β -process releasing neutrinos which can escape through the yet dilute and cold outer shell of the protoneutron star. In the continuation of the collapse the temperature and the density increase in the protoneutron star core where the proton fraction rises again. Antineutrinos are created by the direct β -process in hot and dense matter and cannot escape since their mean free path is much smaller than the core radius. When under these conditions the deconfinement phase transition to quark matter occurs, this has two important consequences: (i) due to high temperatures of the order of 40 MeV the critical density of the phase transition is much lower than at zero temperature and thus a larger fraction of the star will be in the new phase and (ii) due to *antineutrino trapping* the cooling is delayed.

The star cools down by surface emission of photons and antineutrinos. The region of the star where the temperature falls below the density dependent critical value for diquark condensation, will transform to the color superconducting state which is almost transparent to (anti)neutrinos. But nevertheless due to the trapped antineutrinos there is a dilute normal quark matter shell which prevents neutrino escape from the superconducting bulk of the star. The criterion for the neutrino untrapping transition is to cool the star below a temperature of about 1 MeV when the mean free path of neutrinos becomes larger than the shell radius [Prakash et al. (2001)]. If at this temperature the antineutrino chemical potential is still large then the neutrinos can escape in a sudden outburst. If it is small then there will be only a gradual increase in the luminosity. An estimate for the possible release of energy within the outburst scenario can be given via the mass defect defined in the previous subsection between an initial configuration with trapped neutrinos (state A or B) and a final configuration without neutrinos (state f). In Fig. 4 the integral characteristics of the star configuration: the total mass M and the total baryon number N_B are plotted as a function of the central number density n_q . We take two possible initial states (A, B with M_A, M_B respectively) with different antineutrino chemical potentials and we make the evolution to a final state (without antineutrinos, with M_f) at constant total baryon number N_B as we show in Fig. 3. The configurations with trapped antineutrinos ($\mu_{\bar{\nu}_e} = 100, 150$ MeV) correspond to possible initial states before the outburst and the configuration without antineutrinos ($\mu_{\bar{\nu}_e} = 0$) is the final state after it. The mass defect ranges from

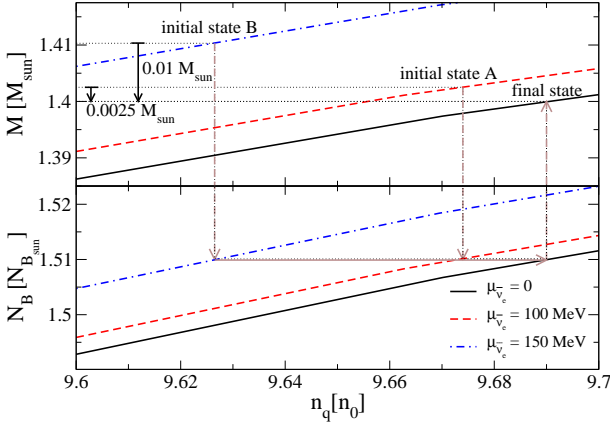


Fig. 4. Quark star configurations with diquark condensation as a function of the central number density n_q in units of the nuclear number density n_0 . The mass defect for the transition from initial configurations with $\mu_{\bar{\nu}_e} = 100, 150$ MeV to a final configuration with $\mu_{\bar{\nu}_e} = 0$ at constant total baryon number is shown.

$\Delta M_{Af} = 0.25 \% M_\odot$ to $\Delta M_{Bf} = 1 \% M_\odot$ for the initial states A and B, respectively. We see that the release of energy can be as big as about 1.5 % of the initial mass.

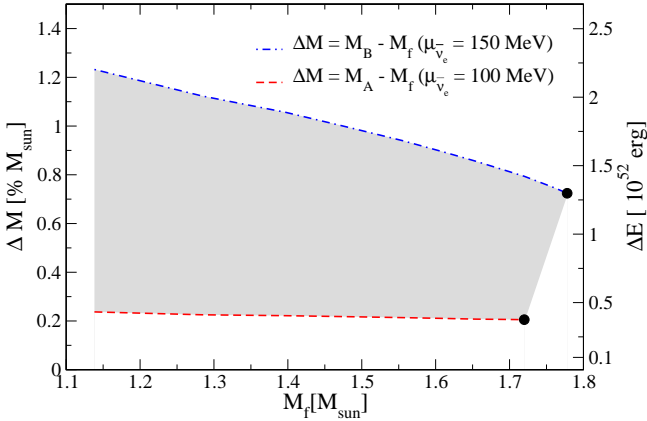


Fig. 5. Mass defect ΔM and corresponding energy release ΔE due to antineutrino untrapping as a function of the mass of the final state M_f . The shaded region is defined by the estimates for the upper and lower limits of the antineutrino chemical potential in the initial state $\mu_{\bar{\nu}_e} = 150$ MeV (dashed-dotted line) and $\mu_{\bar{\nu}_e} = 100$ MeV (dashed line), respectively.

We can make the same construction for different final states and in Fig. 5 we show the mass defect and the corresponding energy release as a function of the mass of the

final configuration. Two lines for different initial states are plotted: the dashed one for A configurations (with $\mu_{\bar{\nu}_e} = 100$ MeV) and the dash-dotted one for B configurations (with $\mu_{\bar{\nu}_e} = 150$ MeV). The final state f with vanishing $\mu_{\bar{\nu}_e}$ has the mass M_f which defines the conserved baryon number involved in the untrapping transition. The dots represent the end points of the stable configurations. The shaded region in between both curves shows the possible mass defect (or corresponding energy release) according to our estimate of the range of the antineutrino chemical potentials considered.

Since the estimated energy release is as large as $10^{51} - 10^{52}$ erg the scenario suggested in the present paper could be discussed as a possible engine driving supernova explosions and gamma ray bursts.

A second pulse of antineutrinos is expected to be a signal of the untrapping transition.

4. Conclusions

We have investigated the effects of trapped antineutrinos on the asymmetry and diquark condensates in a quark star configurations. By comparing configurations with fixed baryon number the release of energy in an antineutrino untrapping transition is estimated to be of the order of 10^{52} erg. Such a transition is of first order so that antineutrinos can be released in a sudden process (burst). This scenario could play an important rôle to solve the problem of the engine of supernova explosions and gamma ray bursts. A second antineutrino pulse is suggested as an observable characteristics of the present scenario.

Acknowledgements. Research of D.N.A. was supported in part by the CONICET PIP 03072 (Argentina), by the DFG GK 567 “Stark korrelierte Vielteilchensysteme” (Rostock University), by DAAD grant No. A/01/17862 and by Landesgraduiertenförderung von Mecklenburg Vorpommern (Germany). H.G. acknowledges support by DFG under grant No. 436 ARM 17/5/01. D.N.A. and H.G. acknowledge the hospitality of the Department of Physics at the University of Rostock where this research has been performed.

References

- Alford, M. & Rajagopal, K. 2002, JHEP, 06, 031
- Alford, M. G., Bowers, J. A., & Rajagopal, K. 2001, J. Phys., G27, 541
- Berezhiani, Z., Bombaci, I., Drago, A., Frontera, F., & Lavagno, A. 2002, Nucl. Phys. Proc. Suppl., 113, 268
- Blaschke, D., Fredriksson, S., Grigorian, H., & Oztas, A. M. 2003a, nucl-th/0301002
- Blaschke, D., Glendenning, N. K., & Sedrakian, A. 2001a, Lecture Notes in Physics, 578
- Blaschke, D., Grigorian, H., Aguilera, D. N., Yasui, S., & Toki, H. 2003b, AIP Conf. Proc., 660, 209
- Blaschke, D., Grigorian, H., Poghosyan, G., Roberts, C. D., & Schmidt, S. M. 1999, Phys. Lett., B450, 207
- Blaschke, D., Grigorian, H., & Voskresensky, D. N. 2001b, Astron. Astrophys., 368, 561

- Blaschke, D., Klahn, T., & Voskresensky, D. N. 2000, *Astrophys. J.*, 533, 406
- Drago, A. & Tambini, U. 1999, *J. Phys.*, G25, 971
- Gocke, C., Blaschke, D., Khalatyan, A., & Grigorian, H. 2001, *Exploring Quark Matter Proc.*, Rostock University Press, 239, [hep-ph/0104183]
- Grigorian, H., Blaschke, D., & Voskresensky, D. N. 2002, *MPG-VT-UR 231/02*
- Hong, D. K., Hsu, S. D. H., & Sannino, F. 2001, *Phys. Lett.*, B516, 362
- Kettner, C., Weber, F., Weigel, M. K., & Glendenning, N. K. 1995, *Phys. Rev.*, D51, 1440
- Kiriyama, O., Yasui, S., & Toki, H. 2001, *Int. J. Mod. Phys.*, E10, 501
- Neumann, F., Buballa, M., & Oertel, M. 2003, *Nucl. Phys.*, A714, 481
- Page, D., Prakash, M., Lattimer, J. M., & Steiner, A. 2000, *Phys. Rev. Lett.*, 85, 2048
- Piran, T. & Nakar, E. 2002, *eConf*, C010815, 182
- Prakash, M., Lattimer, J. M., Sawyer, R. F., & Volkas, R. R. 2001, *Ann. Rev. Nucl. Part. Sci.*, 51, 295
- Schmidt, S. M., Blaschke, D., & Kalinovsky, Y. L. 1994, *Phys. Rev.*, C50, 435
- Steiner, A. W., Reddy, S., & Prakash, M. 2002, *Phys. Rev.*, D66, 094007