

Do spherical α^2 -dynamoes oscillate?

G. Rüdiger¹, D. Elstner¹, and M. Ossendrijver²

¹ Astrophysikalisches Institut Potsdam, An der Sternwarte 16, D-14482 Potsdam, Germany

² Kiepenheuer-Institut für Sonnenphysik, Schöneckstr. 6, 79104 Freiburg, Germany

November 26, 2018

Abstract. The question is answered whether α^2 -shell-dynamoes are able to produce a cyclic activity or not. Only kinematic dynamoes are considered and only the solutions with the lowest dynamo number are studied without restrictions about the axial symmetry of the solution. The α -effect is allowed to be latitudinally inhomogeneous and/or anisotropic, but it is assumed as radially uniform in the turbulent shell.

For a symmetric α -tensor we only find oscillatory solutions if three conditions are simultaneously fulfilled: i) the α_{zz} vanishes or is of the opposite sign as $\alpha_{\phi\phi}$, ii) the α -effect is strongly concentrated to the equatorial region (i.e. it vanishes at the poles) and iii) the α -effect is concentrated to a rather thin outer shell. In the other cases almost always the nonaxisymmetric field mode S1 possesses the lowest dynamo number which slowly drifts along the azimuthal direction. Also uniform but anisotropic α -effect ($\alpha_{zz} = 0$) leads to the nonaxisymmetric solutions as it is confirmed by the Karlsruhe dynamo experiment.

However, one of the antisymmetric parts of the α -tensor (*not* the vertical magnetic pumping) basically plays the role of a differential rotation in the induction equation. Using for the radial profile of this effect the results of a numerical simulation for the α -tensor of the solar convection zone (Ossendrijver et al. 2002), one indeed finds the possibility of oscillating α^2 -dynamoes even without the existence of real nonuniform plasma rotation so that they really can be called as pseudo- $\alpha\Omega$ -dynamoes. The resulting butterfly diagram, however, proves to be of the antisolar type. The radial gradient of this pseudo-differential rotation determines the sign of the phase relation of B_r and B_ϕ (see Sect. 4).

Key words. magnetohydrodynamics – dynamo theory

1. Introduction

There are two observations which in the past led to a increasing interest in the solutions of the relatively simple α^2 -dynamo. The first one is the cyclic orbital modulation of close binary systems such as reported by Hall (1990) and Lanza & Rodonò (1999) for RSCVn stars and the second one is the flip-flop phenomenon as reported recently by Tuominen et al. (1999) and Korhonen et al. (2001) for FK Coma stars but also in the single young dwarf LQ Hya (K2V, $P_{\text{rot}} = 1.6$ days, see Rice & Strassmeier 1998). Together with the highly nonaxisymmetric field configurations for very young cool dwarf stars reported by Jardine et al. (2002) (see Fig. 1) there is increasing evidence that the traditional stationary and axisymmetric dipole-solution which is known since decades does not form the final truth.

Oscillating α^2 -dynamoes have been found to occur in the special circumstance wherein the α -effect changes rapidly in boundary layers (Rädler & Bräuer 1987; Baryshnikova & Shukurov 1987). In such cases, the period of the α^2 -dynamo depends strongly on the location of the α -boundary layer and is typically an order of magnitude or more smaller than the magnetic diffusion time across the dynamo-generation shell. In general, oscillatory dynamo behavior is produced by a combi-

nation of both the α -effect and the Ω -effect. Kinematic models of the oscillatory solar dynamo are always of the $\alpha\Omega$ -type. Here, also motivated by the publication of Schubert & Zhang (2000), we discuss the question whether also α^2 -dynamoes alone are able to exhibit oscillatory solutions. Schubert & Zhang (2000) considered α^2 -dynamoes with the (academic) assumptions of completely homogeneous and isotropic α -effect and found oscillatory solutions for thin outer shells. In Section 3.2 we shall rediscuss this constellation under the extra condition that only the lowest eigenvalue provides a stable solution. Then all solutions prove to be non-oscillating.

The present paper only concerns kinematic dynamoes on the basis of α -tensors derived by numerical simulations of MHD-convection. Nonlinearities in the mean-field dynamo equations are not considered. They are highly complicated as the majority of the resulting magnetic field configurations is nonaxisymmetric (see Moss & Brandenburg 1995; Küker & Rüdiger 1999).

Within the considered turbulent shell the α -effect is assumed as uniform in radius, there is no change of its sign. Stefani & Gerbeth (2002) have shown that magnetic oscillations can occur if two shells with different signs of the α -

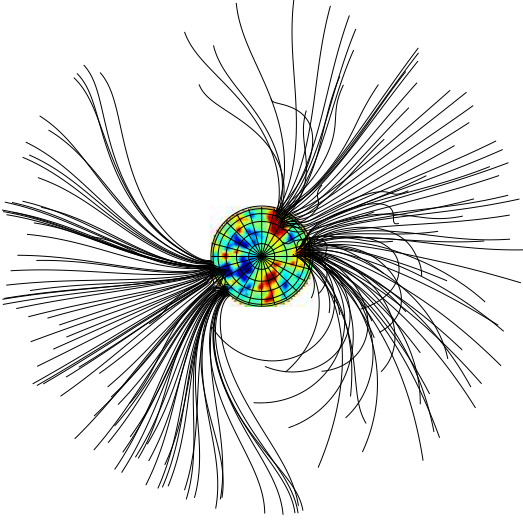


Fig. 1. Pole-on representation of the magnetic field of AB Dor. Courtesy M. Jardine.

effect exist.¹ We do not follow this possibility in the present paper, here the α -effect has been considered as uniform in radius within the turbulent shell.

2. Basic equations and the model

The model consists of a turbulent fluid in a spherical shell of inner radius r_{in} and outer radius r_{out} . A magnetic field is generated in the shell by the α -effect (Steenbeck & Krause 1966; Roberts 1972). In the shell, the turbulent magnetic diffusivity η_0 is constant. For $r > r_{\text{out}}$, we assume that there is a conductor with large magnetic diffusivity η_{out} ; for $r < r_{\text{in}}$, we assume that there is a conductor with high electrical conductivity, i.e. small magnetic diffusivity η_{in} . The induction equation is

$$\frac{\partial \mathbf{B}}{\partial t} = \text{curl}(\alpha \circ \mathbf{B} - \eta_{\text{T}} \text{curl} \mathbf{B}), \quad (1)$$

where \mathbf{B} is the magnetic field, η_{T} is the turbulent magnetic diffusivity and α is the α -tensor. In no case the α -tensor has a too simple structure. For astrophysical applications it represents the interaction of an anisotropic turbulence with a global rotation and a uniform magnetic field. There are also attempts to include the influence of a nonuniform rotation but this is beyond the scope of the present study. Here we are only interested in the structure of the solution of a pure α^2 -dynamo, i.e. the rotation is *assumed* to be uniform.

In Rüdiger & Kitchatinov (1993) one finds the overall structure of the α -tensor as

$$\alpha_{im} = -\alpha_1 (\mathbf{G}^0 \cdot \boldsymbol{\Omega}^0) \delta_{im} - \alpha_2 (G_i^0 \Omega_m^0 + \Omega_i^0 G_m^0) + \alpha_3 (G_m^0 \Omega_i^0 - G_i^0 \Omega_m^0) - \alpha_4 (\mathbf{G}^0 \cdot \boldsymbol{\Omega}^0) \Omega_i^0 \Omega_m^0 - \gamma \epsilon_{imk} G_k^0. \quad (2)$$

¹ The oscillating solution, however, seems to disappear for geometries where one sign of the α -effect dominates the other as it is the case in Fig. 2.

Here the unit vector $\boldsymbol{\Omega}^0$ denotes the direction of the axis of the global rotation of the turbulence and the radial unit vector \mathbf{G}^0 denotes its anisotropy. In almost all papers about α -effect dynamoes the expression (2) is reduced to its first term of the tensorial expression. We shall demonstrate in the present paper that only the inclusion of the remaining parts of the α -tensor reveals the variety of the solutions of the α^2 -dynamo and also solves the problem whether α^2 -dynamoes can oscillate or not. In the whole paper the influence of the large-scale flow pattern is ignored. Then the remaining dimensionless number may be the dynamo number, $C_\alpha = |\alpha_1| R / \eta_{\text{T}}$ with R as the stellar radius.

It is interesting to consider the antisymmetric parts in the tensor (2). A comparison with the induction term $\mathcal{E}_i = \epsilon_{ikm} u_k B_m$ reveals that γ_k in the last term of (2) plays the role of a radial advection (“pumping”) of the magnetic field. On the other hand, if formally a basic rotation with $\mathbf{u} = \boldsymbol{\Omega} \times \mathbf{x}$ is used for the velocity field then one obtains $\mathcal{E}_i = (\Omega_m x_i - \Omega_i x_m) B_m$. By comparison with (2) it follows that the α_3 -term in (2) exactly plays the role of a global (differential) rotation. More exactly speaking, in cylindrical coordinates (s, ϕ, z) we find $(\alpha_{sz} - \alpha_{zs}) / 2s$ playing the role of an angular velocity, the gradient of which induces magnetic fields. In Section 4 we shall present the influence of the antisymmetric term α_3 in (2) for the question of the existence of oscillating α^2 -dynamoes.

3. The symmetric α -tensor

We start in cylindrical coordinates with the symmetric part of the α -tensor, i.e.

$$\alpha \sim \begin{pmatrix} -\alpha_1 \cos \theta & 0 & -\alpha_2 \sin \theta \\ 0 & -\alpha_1 \cos \theta & 0 \\ -\alpha_2 \sin \theta & 0 & -(\alpha_1 + 2\alpha_2 + \alpha_4) \cos \theta \end{pmatrix}. \quad (3)$$

As we shall demonstrate, the ratio

$$\hat{\alpha}_z = \frac{\alpha_1 + 2\alpha_2 + \alpha_4}{\alpha_1} \quad (4)$$

will be of particular relevance for the resulting solutions. In spherical coordinates (r, θ, ϕ) we have the general structure

$$\alpha \sim \begin{pmatrix} \alpha_{rr} & \alpha_{r\theta} & 0 \\ \alpha_{\theta r} & \alpha_{\theta\theta} & 0 \\ 0 & 0 & \alpha_{\phi\phi} \end{pmatrix} \quad (5)$$

with $\alpha_{rr} = -(\alpha_1 + 2\alpha_2 + \alpha_4 \cos^2 \theta) \cos \theta$, $\alpha_{r\theta} = \alpha_{\theta r} = (\alpha_2 + \alpha_4 \cos^2 \theta) \sin \theta$, $\alpha_{\theta\theta} = -(\alpha_1 + \alpha_4 \sin^2 \theta) \cos \theta$ and $\alpha_{\phi\phi} = -\alpha_1 \cos \theta$ so that for the ratio (4) the expression

$$\hat{\alpha}_z = \frac{\alpha_{rr}(\text{pole})}{\alpha_{\phi\phi}(\text{pole})} \quad (6)$$

results where any of the two poles can be taken.

3.1. The α -tensor elements

Ossendrijver et al. (2001, 2002) presented simulations for all the components of the α -tensor in spherical coordinates. Some of the results, which are relevant for the present discussion, are reported here. The simulations were done in a Cartesian box

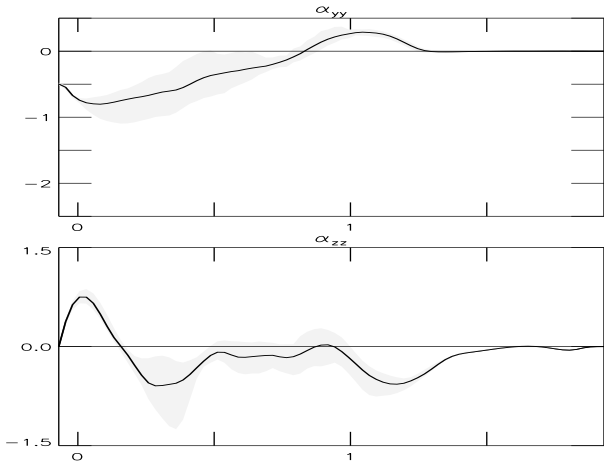


Fig. 2. Numerical results for the Cartesian α -tensor components $\alpha_{yy} = \alpha_{\phi\phi}$ and $\alpha_{zz} = \alpha_{rr}$, measured in units of $0.01\sqrt{dg}$, as a function of depth in units of d from Ossendrijver et al. (2002) for the case of a box located at the south pole (run A00). The simulation domain consists of a thin cooling layer ($z < 0$), a convectively unstable layer ($0 < z < d = 1$), and a stably stratified layer with overshooting convection ($z > d$). The Coriolis number of the run is about 2.4, which is in the appropriate range for the bottom of the solar convection zone. For the other parameters and for a detailed description of the model we refer to Ossendrijver et al. (2001, 2002). The black curves are spatial and temporal averages; the shaded areas provide an error indication. Note, that the $\alpha_{\phi\phi}$ does not vanish at the pole.

which is meant to represent a section from the lower part of a stellar convection zone, including a convectively stable layer underneath it. The Cartesian coordinate frame of the box corresponds to the spherical coordinates introduced above, such that the x -direction corresponds to the negative θ -direction, the y -direction to the ϕ -direction, and the z -direction (depth) to the negative r -direction. All simulations were done at the southern hemisphere of the star, and the angle between the vertical (radial) direction and the axis of rotation was varied between 0° (south pole) and 90° (equator). Provided the rotation rate is sufficient to yield an α -effect, the depth dependence of $\alpha_{\theta\theta}$ and $\alpha_{\phi\phi}$ has a typical shape, namely a negative sign in the bulk of the thick convection zone, and a positive sign in the thin overshooting layer. These features are expected for the southern hemisphere. The amplitudes of $\alpha_{\theta\theta}$ and $\alpha_{\phi\phi}$ increase with increasing angular distance from the equator up to a point close to the south pole, more or less consistent with the commonly assumed $\cos\theta$ -function. Hence, the α -effect does *not* vanish at the poles. For weak rotation, the component α_{rr} has a larger amplitude than the other two diagonal components, and it has the opposite sign. If rotation increases beyond a certain point, α_{rr} as a function of depth develops multiple sign changes, unlike $\alpha_{\theta\theta}$ and $\alpha_{\phi\phi}$, and its amplitude falls behind that of the latter. This is the rotational quenching of the vertical alpha effect reported in Ossendrijver et al. (2001). The symmetric component $\alpha_{r\theta}^S = \alpha_{zx}^S$ is positive in the bulk of the unstable layer, and is generally larger in magnitude than $\alpha_{r\theta}^A$; it vanishes at the poles.

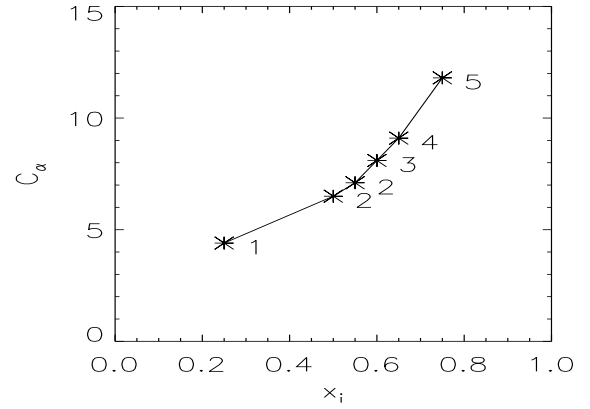


Fig. 3. Homogeneous and isotropic α -effect: The magnetic-field modes with the lowest value for C_α for various shell thickness. All the solutions are non-oscillating. The curve is marked with the latitudinally mode number n for which the dynamo number is minimum. The oscillating modes found by Schubert & Zhang (2000) are located above the line with the lowest eigenvalues.

3.2. Results for homogeneous α -effect

There are references in the literature where the basic antisymmetry of the α -effect with respect to the equatorial midplane has been neglected (Rädler & Bräuer 1987; Schubert & Zhang 2000; Stefani & Gerbeth 2000; Rädler et al. 2002). The only realization of such models can only be imagined in technical experiments. Indeed, the paper by Rädler et al. (2002) concerns the Karlsruhe dynamo experiment with a fixed helicity and a uniform flow field in vertical (z -)direction, so that $\alpha_{zz} = 0$ is obvious. In order to demonstrate the differences between isotropic and anisotropic α -tensors also in the case of homogeneous α -effect (i.e. $\cos\theta$ ignored), the following calculations are presented for the cases i) $\alpha_{zz} = \alpha_{\phi\phi}$ and ii) $\alpha_{zz} = 0$. While the first case seems to be an academic problem, the second case fits the situation in the dynamo experiment mentioned.

We start with spherical models embedded in vacuum² with outer α -effect zone located between $x = x_{in}$ and $x = 1$. In this zone α -effect and eddy diffusivity η_T are assumed as radially uniform, below the convection zone there is a steep transition zone to the perfect-conducting interior (factor 100). Always the lowest dynamo numbers $C_\alpha = \alpha_1 R / \eta_T$ for the modes are given in the present paper. Any mode has an own dynamo number, the mode with the lowest dynamo number is the preferred mode with the highest stability (Krause & Meinel 1988).

The problem of both homogeneous *and* isotropic α -effect (i.e. $\alpha_{im} = \alpha_0 \delta_{im}$ with $\alpha_0 = \text{const.}$) has been considered by Schubert & Zhang (2000). Our results do not comply with theirs if only the solutions with the *lowest* dynamo numbers are considered. In Fig. 3 the resulting minimum dynamo numbers C_α and the associated latitudinal mode number n are given for

² Test computations for models embedded in a perfect conductor did not reveal basic modifications of our results in contrast to the remark by Brandenburg (1994)

Table 1. Dynamo numbers for anisotropic ($\alpha_{zz} = 0$) but uniform α -effect ($\alpha = \text{const.}$, cf. Karlsruhe dynamo experiment). The boldface numbers mark the magnetic mode with the lowest eigenvalue

x_{in}	A0	S0	A1	S1
0.25	9.06	8.40	6.72	6.72
0.50	10.84 (osc)	10.64 (osc)	9.50	9.50
0.75	17.29 (osc)	17.32 (osc)	16.23	16.23

Table 2. The same as in Table 1 but for $\alpha \sim \cos \theta$

x_{in}	A0	S0	A1	S1
0.25	14.99 (osc)	14.94 (osc)	10.64	9.97
0.50	15.7 (osc)	15.5 (osc)	11.8	11.7
0.75	21.58 (osc)	21.58 (osc)	18.43	18.43

various inner shell radius x_{in} . In opposition to the case of inhomogeneous α -effect ($\sim \cos \theta$) the solution of the induction equation (1) are modes with a single latitudinal mode number n . All the solutions can thus be characterized by the mode number n ; the solutions with the mode number n and with the lowest eigenvalue C_α are given in Fig. 3 – they all are non-oscillating. We do not find any oscillating α^2 -dynamo unless its α -amplitude was not the lowest one. As we take from the Fig. 3, however, it is clear that it is *not* enough to consider only the modes with $n = 1$ or $n = 2$. The thinner the (outer) α -shell the higher is the latitudinal mode number n of the modes excited with the lowest dynamo number C_α . Oscillating modes with low n are also existing but for thin shells their C_α is never the lowest one.³

More interesting are the solutions with homogeneous but anisotropic α -tensor. The α -tensor has no zz -component, i.e. $\alpha_{zz} = 0$ in cylindric coordinates. Now the rotation axis is clearly defined so that it makes sense to ask for the axisymmetry of the solutions. Table 1 gives the results for uniform α -effect and Table 2 gives the results if the α -effect is antisymmetric with respect to the equator, i.e. $\alpha \sim \cos \theta$. It was important to include the nonaxisymmetric modes into the consideration as they indeed possess the lowest dynamo numbers. Always the nonaxisymmetric modes with $m = 1$ dominate for all the models considered; and there are again no oscillations. The axisymmetric solutions (mostly oscillating) which have been found by Busse & Miin (1979), Weisshaar (1982) and Olson & Hagee (1990) are probably not stable as the solution with the lowest dynamo number are nonaxisymmetric and azimuthally drifting rather than axisymmetric and oscillating.

There are no basic differences for the cases given in Tables 1 and 2, i.e. for $\alpha \sim \text{const.}$ and $\alpha \sim \cos \theta$ ($\alpha_{zz} = 0$ in both cases). The dominance of the $m = 1$ modes for anisotropic α -effect is a well-known result which has already been presented by Rüdiger (1980) and by Rüdiger & Elstner (1994). Here we

have added its relevance also for the more simple case of *homogeneous* α -effect. In the light of these calculations it is thus no surprise that the Karlsruhe dynamo experiment indeed provides the nonaxisymmetric modes with $m = 1$ (Stieglitz & Müller (2001)).

3.3. Results for inhomogeneous α -effect

In the following we shall develop further the models with the equatorial antisymmetry of the α -effect as it results as the consequence of a global rotation of the considered spherical object. But we shall consider different α -profiles in latitude in order to simulate a possible concentration of the α -effect to the equator. We fix the latitudinal profile such as

$$\alpha \propto \sin^{2\lambda} \theta \cos \theta, \quad (7)$$

where λ is a free parameter describing the latitudinal profile of the α -effect. For $\lambda > 0$ the α -effect at the poles vanishes. It is more and more concentrated at lower latitudes for increasing value of λ . Note, however, that the box simulations did not reveal basic deviations of the latitudinal α -profile from the $\cos \theta$ -law. In particular, at the poles the effect did *not* vanish. Insofar, the dynamo models with $\lambda > 0$ seem to be only of academic interest, but it is interesting to know that only for such models oscillating solutions appear with the lowest eigenvalues.

The results for kinematic dynamo models with the (realistic) equatorial antisymmetry are summarized in the Tables 3..5 presenting the critical eigenvalues C_α for different α -tensor models and convection zones with various depths. Our notation is the standard one, i.e. A_m denotes a solution with antisymmetry with respect to the equator and with the azimuthal quantum number m (see Krause & Rädler 1980). The oscillating solar magnetic field mode is antisymmetric with respect to the equator, it is of A0 type.

Table 3 gives the results for *isotropic* α -effect ($\alpha_z = 1$). Again the boldface numbers represent the absolutely lowest eigenvalues C_α indicating maximal stability. For the standard case with $\lambda = 0$ Table 3 provides the axisymmetric dipole A0 as the stable mode. This result, however, strongly depends on the latitudinal profile of the α -effect. Already for $\lambda = 1$ the preferred mode is nonaxisymmetric, i.e. A1 and/or S1 and for $\lambda = 2$ and 3 we always find the A1 mode as the preferred one. Our result is that except for the simplest latitudinal profile of the α -effect (i.e. the $\cos \theta$ -dependence) the solutions are no longer axisymmetric, so that the work with axisymmetric codes only has a very restricted meaning. Although oscillating modes also appear they never have the lowest eigenvalue. Note that from all our latitudinal α -profiles only the $\cos \theta$ -dependence leads to finite α -values at the poles.

For anisotropic α -tensor we even have a more clear situation. Simplifying we worked with $\alpha_{zz} = 0$. The Table 4 presents the results. Always the solutions are nonaxisymmetric as always the oscillating axisymmetric modes possess higher eigenvalues. They occur, however, for the same α -anisotropy but for the thin convection zones with $x_{\text{in}} = 0.8$ and $\lambda > 0$ (Table 5). For such a model where the α -effect does *not* exist in the polar regions we find that the mode with the lowest

³ The same remark concerns the analysis of Rädler & Bräuer (1987).

Table 3. Dynamo numbers C_α for isotropic α -effect ($\alpha_z = 1$). The bottom of the convection zone is at $x_{\text{in}} = 0.5$

λ	A0	S0	A1	S1
0	9.41	9.42	9.75	9.76
1	28.8 (osc)	28.7 (osc)	26.7	26.7
2	41.1 (osc)	41.2 (osc)	38.8	39.2
3	51.9 (osc)	52.0 (osc)	49.8	50.3

Table 4. Eigenvalues C_α for $\alpha_{zz} = 0$ and $x_{\text{in}} = 0.5$

λ	A0	S0	A1	S1
0	15.7 (osc)	15.5 (osc)	11.8	11.7
1	35.0 (osc)	33.8 (osc)	32.7	31.3
2	51.7 (osc)	49.1 (osc)	49.3	47.0
3	66.6 (osc)	63.3 (osc)	64.3	61.4

Table 5. Eigenvalues C_α for $\alpha_{zz} = 0$ and $x_{\text{in}} = 0.8$

λ	A0	S0	A1	S1
0	26.3 (osc)	26.3 (osc)	23.2	23.2
1	63.0 (osc)	62.9 (osc)	63.0	62.9
2	89.8 (osc)	89.4 (osc)	90.2	89.9
3	112.9 (osc)	111.8 (osc)	113.4	112.7

eigenvalue (i.e. the stable mode) forms oscillating axisymmetric magnetic fields (of quadrupolar equatorial symmetry, no dipoles). It should be underlined, however, that such a cyclic behavior seems to be a rather exceptional case as it only appears if three conditions are fulfilled, i.e.

- i) the α -tensor must be highly anisotropic,
- ii) the α -effect must be concentrated to the equator,
- iii) the convection zone is rather thin.

The latter condition remembers a similar finding of Rädler & Bräuer (1987) – but in contrast to their consideration this thin-shell condition is *not* a sufficient one for oscillating α^2 -dynamoes.

4. The antisymmetric α -tensor

Let us now turn to the antisymmetric parts of the α -tensor. There is at first the α_3 -component in the tensor formulation (2). As mentioned above, the formation $(\alpha_{\theta r} - \alpha_{r\theta})/(2r \sin \theta)$ formally acts as a (differential) rotation – so that in reality, if α_3 is not too small – *all* α^2 -dynamoes can operate as (pseudo) $\alpha\Omega$ -dynamoes which are known as oscillatory. We shall denote this virtual angular velocity by Ω_T with

$$\Omega_T = -\frac{\alpha_3}{r}. \quad (8)$$

Obviously, the ratio α_3/α_1 will determine the ability of the α^2 -dynamo to operate as a (pseudo) $\alpha\Omega$ -dynamo. In any case,

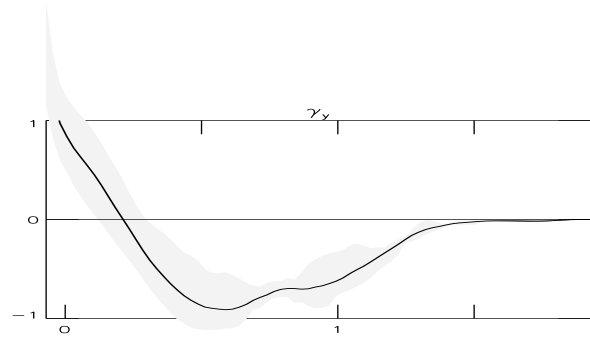


Fig. 4. Pumping velocity $\gamma_\phi = \gamma_y$, measured in units of $0.01\sqrt{dg}$, as a function of depth in units of d from Ossendrijver et al. (2002) for the case of a box located at the equator (their Fig. 4). The tensor quantity γ_ϕ equals $r\Omega_T$.

however, it transforms poloidal magnetic fields to toroidal magnetic fields with a phase relation depending on the sign of $\partial\Omega_T/\partial r^4$.

In spherical coordinates the antisymmetric parts of the α -tensor (2) can be written as

$$\alpha \sim \begin{pmatrix} 0 & \sin \theta \alpha_3 & 0 \\ -\sin \theta \alpha_3 & 0 & -\gamma \\ 0 & \gamma & 0 \end{pmatrix}. \quad (9)$$

With the notation by Ossendrijver et al. (2002) one finds $\alpha_3 = -\gamma_\phi/\sin \theta$, i.e. $\alpha_3 = -\gamma_\phi(\text{equ})$.

4.1. Simulations

From the simulations of Ossendrijver et al. (2002) the following numerical results on γ_ϕ and γ_r can be mentioned. Longitudinal pumping (γ_ϕ) is generally the strongest pumping effect observed in the simulations unless the rotation axis is in the radial direction. It has a predominantly negative sign within the bulk of the unstable layer and the overshoot layer, which signifies that the mean field is advected in the retrograde direction. In most cases reported in Ossendrijver et al. (2002), there is also a thin layer near the top of the convection zone where the field is pumped in the prograde direction. The longitudinal pumping effect is strongly dependent on latitude; it vanishes at the pole and peaks at the equator.

The direction of vertical pumping (γ_r) is downward ($\gamma_r < 0$; i.e. $\gamma_z > 0$) in the bulk of the unstable layer and in the overshoot layer. Near the top of the box there is a thin layer where the pumping is directed upwards ($\gamma_r > 0$). There is little dependence on latitude or on rotation.

4.2. Results

We start with the (unrealistic) case of radially uniform α_3 . Then after (8) is $\partial\Omega/\partial r = \alpha_3/r^2$, so that for positive α_3 there seems to be superrotation. Characteristic results are given in Table 6. For too small α_3 , the nonaxisymmetric solution (A1) of the α^2 -dynamo is hardly influenced. For $\alpha_3 \simeq 10$, however, we

⁴ sign $(B_r B_\phi) = \text{sign}(\partial\Omega_T/\partial r)$

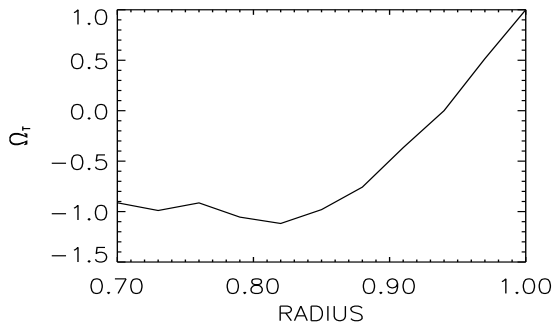


Fig. 5. The same as in Fig. 2 but in the representation $\Omega_T = \Omega_T(r)$ (see Eq. 8).

Table 6. Dynamo numbers for anisotropic α ($\alpha_z = 0$) and uniform α_3 -effect. $x_{\text{in}} = 0.5$, $\alpha_2 = 0$

$\hat{\alpha}_3$	A0	S0	A1	S1
3	14.9 (osc)	14.4 (osc)	12.1	12.0
5	14.3 (osc)	13.7 (osc)	12.9	12.9
10	12.9 (osc)	12.0 (osc)	15.0	15.1

Table 7. Dynamo numbers for anisotropic α ($\hat{\alpha}_z = 0$) and nonuniform α_3 -effect (see Figs. 2, 5). $x_{\text{in}} = 0.5$, $\alpha_2 = 0$

$\hat{\alpha}_3$	A0	S0	A1	S1
1	15.1 (osc)	14.8 (osc)	12.1	11.9
2	14.9 (osc)	14.5 (osc)	12.9	12.8
3	15.0 (osc)	14.6 (osc)	17.4	17.4
-10	14.7 (osc)	14.7 (osc)	16.6	16.6

already find an oscillating quadrupole. Between $\alpha_3 = 5$ and $\alpha_3 = 10$ there is the transition of the kinematic dynamo from nonaxisymmetric drifting modes to axisymmetric oscillating modes.

Obviously, the considered values of α_3 for the transition to a pseudo $\alpha\Omega$ -dynamo are rather high. It is the non-uniformity of the Ω_T -effect which appears in the induction equation and may only allow the oscillations. We have thus applied to the model the radial profile in Fig. 2 which results from real simulations (Ossendrijver et al. 2002). The profile is multiplied with the amplitude $\hat{\alpha}_3$ which is varied in order to find the various dynamo solutions. The results are given in Table 7 and they are a surprise. Indeed, the amplification of the α_3 -effect only by a factor of 3 leads to the appearance of oscillating solutions as the most stable one. Again it shows quadrupolar equatorial symmetry. Dipolar symmetry only appears for the amplification factor of -10 , i.e. the (say) $\alpha\Omega_T$ -dynamo resulting by the simulations of Ossendrijver et al. may lead to oscillating solutions but with quadrupolar symmetry.

5. Discussion

We have shown that for spherical configurations with outer turbulent shells the basic solution for α^2 -dynamoes is a nonaxisymmetric mode drifting in the azimuthal direction. Oscillating axisymmetric solutions are seldom exceptions for α -effects that are

- i) highly anisotropic,
- ii) strongly concentrated to the equatorial region,
- iii) restricted to thin outer shells.

In all other cases the mode with the lowest eigenvalue (which are considered here as the only stable one) is nonaxisymmetric and almost always of quadrupolar symmetry. The azimuthal drift is always of the same order as the oscillation frequencies are. Note that the box simulations by Ossendrijver et al. (2001) did *not* lead to vanishing α -effect at the poles.

The same is true for α^2 -dynamoes under inclusion of those anisotropic parts of the α -tensor which can be combined to antisymmetric components, i.e. $G_i\Omega_m - G_m\Omega_i$. This term corresponds to a (pseudo-) angular velocity, see Eq. (8), which induces electrical fields in the same way as a real differential rotation of the plasma would do. The box simulations of Ossendrijver et al. reveal this pseudo- Ω (called here Ω_T) as increasing outwards (see Fig. 5) so that in any case, together with the positive $\alpha_{\phi\phi}$ (in the northern hemisphere), an antisolar butterfly diagram results if the solution was axisymmetric and oscillating. The necessary dipolar solution, however, only exists if the Ω_T -effect is artificially amplified by a factor of 10 (see Table 7).

We conclude that shell-dynamoes without differential rotation on the basis of MHD simulations of rotating stellar convection always possess nonaxisymmetric magnetic field configurations such as recently found for AB Dor. Oscillating solutions for α^2 -dynamoes are revealed as rather exceptions. Our conclusion is that a cyclic stellar activity can always be considered as a strong indication for the existence of internal differential rotation.

References

- Baryshnikova, Y., & Shukurov, A. 1987, *Astron. Nachr.*, 308, 89
- Brandenburg, A. 1994, *Solar dynamoes: Computational background*, in *Lectures on solar and planetary dynamoes*, ed. M.R.E. Proctor, & A.D. Gilbert (Cambridge University Press), 117
- Busse, F.H., & Miin, S.W. 1979, *Geophys. Astrophys. Fluid Dyn.*, 14, 167
- Hall, D.S. 1990, *Period changes and magnetic cycles*, in *Active close binaries*, ed. C. Ibanoglu (Kluwer Academic, Dordrecht), 95
- Jardine, M., Collier Cameron, A., & Donati, J.-F. 2002, *MNRAS*, 333, 339
- Korhonen, H., Berdyugina, S.V., Strassmeier, K.G., & Tuominen, I. 2001, *A&A*, 379, L30
- Krause, F., & Meinel, R. 1988, *Geophys. Astrophys. Fluid Dyn.*, 43, 95
- Krause, F., & Rädler, K.-H. 1980, *Mean-field magnetohydrodynamics and dynamo theory* (Pergamon Press, Oxford)
- Küker, M., & Rüdiger, G. 1999, *A&A*, 346, 922
- Lanza, A.F., & Rodonò, M. 1999, *A&A*, 349, 887

- Moss, D., & Brandenburg, A. 1995, *Geophys. Astrophys. Fluid Dyn.*, 80, 229
- Olson, P., & Hagee, V.L. 1990, *Journal of Geophysical Research*, 95, 4609
- Ossendrijver, M., Stix, M., & Brandenburg, A. 2001, *A&A*, 376, 713
- Ossendrijver, M., Stix, M., Brandenburg, A., & Rüdiger, G. 2002, *A&A*, 394, 735
- Rädler, K.-H., & Bräuer, H.-J. 1987, *Astron. Nachr.*, 308, 101
- Rädler, K.-H., Rheinhardt, M., Apstein, E., & Fuchs, H. 2002, On the mean-field theory of the Karlsruhe dynamo experiment, in *Nonlinear Processes in Geophysics* (in press)
- Rice, J.B., & Strassmeier, K.G. 1998, *A&A*, 336, 972
- Roberts, P.H. 1972, *Phil. Trans. R. Soc. London A*, 272, 663
- Rüdiger, G. 1980, *Astron. Nachr.*, 301, 181
- Rüdiger, G., & Elstner, D. 1994, *A&A*, 281, 46
- Rüdiger, G., & Kitchatinov, L.L. 1993, *A&A*, 269, 581
- Schubert, G., & Zhang, K. 2000, *ApJ*, 532, 149
- Steenbeck, M., & Krause, F. 1966, *Z. Naturforsch. A*, 21, 1285
- Stefani F., & Gerbeth, G. 2000, *Astron. Nachr.*, 321, 235
- Stefani F., & Gerbeth, G. 2002, [astro-ph/0210412](#)
- Stieglitz, R., & Müller, U. 2001, *Physics of Fluids*, 13, 561
- Tuominen, I., Berdyugina, S.V., Korpi, M.J., & Rönty, T. 1999, Nonaxisymmetric stellar dynamoes, in *Stellar dynamoes: Nonlinearity and chaotic flows*, ed. M. Nunez, & A. Ferriz-Mas, *ASP Conf. Ser.* 178, 195
- Weisshaar, E. 1982, *Geophys. Astrophys. Fluid Dyn.*, 21, 285