

PG 1613+426: a new sdB pulsator^{*}

A. Bonanno¹, S. Catalano¹, A. Frasca¹, G. Mignemi², and L. Paternò²

¹ INAF - Osservatorio Astrofisico di Catania, Città Universitaria, I-95123 Catania, Italy

² Dipartimento di Fisica e Astronomia dell'Università, Sezione Astrofisica, Città Universitaria, I-95123 Catania, Italy

November 1, 2018

Abstract. We report the detection of short period oscillations in the hot subdwarf B (sdB) star PG 1613+426 from time-series photometry carried out with the 91-cm Cassegrain telescope of the Catania Astrophysical Observatory. This star, which is brighter than the average of the presently known sdB pulsators, with $B = 14.14$ mag, has $T_{\text{eff}} = 34\,400$ K and $\log g = 5.97$, its position is near the hot end of the sdB instability strip, and it is a pulsator with a well observed peak in the power spectrum at 144.18 ± 0.06 s. This star seems to be well suited for high precision measurements, which could detect a possible multi-mode pulsation behaviour.

Key words. stars: subdwarf - stars: oscillations - stars: individual PG 1613+426

1. Introduction

The hot subdwarf B (sdB) stars form a homogeneous group populating an extension of the extreme horizontal branch (EHB) in the $(T_{\text{eff}} - \log g)$ -diagram towards temperatures up to 40 000 K. These stars are evolved low-mass ($\sim 0.5M_{\odot}$) objects with a He burning core surrounded by a H surface layer which is too thin ($< 4\%$ by mass) to sustain the H-shell burning. Their origin is still debated, but it seems that they have experienced He-flash phase and a substantial mass loss along the red giant branch. Their further evolution proceeds toward the EHB by crossing the subdwarf O population and eventually entering the white-dwarf graveyard (Maxted et al. 2001, Heber et al. 2002).

The recent discovery that several of them are multi-mode pulsators has triggered both observational and theoretical efforts for studying their characteristics and pulsating mechanisms (Charpinet et. al. 2001). Data on 30 of such pulsators, also known as sdB variables (sdBVs), are reported by Charpinet (2001), including the sdBV HS0702+6043, the detailed results of which are reported in Dreizler et al. (2002), and the two sdBVs PG1325+101 and PG2303+019, recently discovered by Silvotti et al. (2002). The 31st star of this class was discovered by Piccioni et al. (2000) and later confirmed by Ulla et al. (2001). These stars show short period (1 – 10 min) and low

amplitude (1-50 milli-magnitude [mma]) non-radial pulsation modes. Charpinet et al. (1996,1997) have shown that the non-radial pulsations are probably driven by an opacity bump associated with iron ionization.

Here we report the discovery of a new variable of this class, the 32nd one, namely the PG 1613+426 sdB, thanks to the data collected at the Catania Astrophysical Observatory. This star, with $B = 14.14$ mag, is brighter than the average of the presently known sdB pulsators. This object has been selected from the list of ultraviolet-excess Palomar Green objects (Saffer et. al 1994), where a determination of the main atmospheric parameters is available. For this star, low resolution spectroscopy ($\sim 6 \text{ \AA}$) leads to a sdOA spectral classification due to its strong, broad Balmer and HeI absorption lines, and in particular gives $T_{\text{eff}} = 34\,400 \pm 500$ K, $\log g = 5.97 \pm 0.12$, and $N(\text{He})/N(\text{H}) = 0.022 \pm 0.003$ from a least-square fitting of Balmer lines with LTE models. These characteristics place this objects near the hot end of the theoretical sd-BVs instability strip.

2. Photometric observations

The photometric observations were carried out with the the 91-cm Cassegrain telescope of the *M. G. Fracastoro* stellar station of the Catania Astrophysical Observatory (Serra la Nave, Mt. Etna, 1720 m a.s.l.). The telescope was equipped with a photon counting photometer, which used an unfiltered EMI 9789-QA photomultiplier as detector. A 21'' diaphragm was used to isolate the star light from the sky background. Owing to the PG 1613+426 spectral distribution and the response curve of the photocathode,

Send offprint requests to: A. Bonanno, e-mail: abo@ct.astro.it

^{*} Based on observations carried out at the Catania Astrophysical Observatory *M. G. Fracastoro* stellar station on Mt. Etna, Italy

Table 1. Summary of the observations. The initials of the observers reported below are: AB = A. Bonanno, AF = A. Frasca, GM = G. Mignemi.

HJD _{start} -2452000	Date (2002)	Length (s)	T_{exp} (s)	Observers	P_{max} (s)
440.53128	Jun 14	1940	15	GM	143.7 ± 5.7
441.51470	Jun 15	2762	15	GM	142.3 ± 3.8
442.42023	Jun 16	5861	15	GM	144.0 ± 1.8
495.33374	Aug 08	2424	15	GM + AF	144.8 ± 4.6
496.34967	Aug 09	3937	15	GM	143.9 ± 1.6
500.30893	Aug 13	11804	15	GM + AB	144.5 ± 0.9
501.31765	Aug 14	4655	15	GM + AB	144.2 ± 1.0
501.37527	Aug 14	5426	20	GM + AB	144.2 ± 1.0
502.32910	Aug 15	9392	20	GM + AB	144.3 ± 1.2

the photometric passband included from B to UV wavelengths. Data were collected by integrating in time intervals of 15 or 20 s, obtaining typical counts of about 20 000 per measurement. The estimated photometric accuracy at our observing station was approximately 5 mma in good observing nights. Exposures of a reference star in the same stellar field and sky background were also taken during the night in order to subtract the sky background and check the overall stability of the photometric system. The correction for atmospheric extinction was applied by using the average seasonal extinction coefficient for B Johnson filter. Since our spectral band did not coincide with the Johnson B band and the variation of the sky transparency was not fully taken into account by the non-simultaneous measurements of the comparison star, possible long-term trends of differential magnitude were removed by subtracting a low-order polynomial curve fitted to the data of the individual runs.

3. Data analysis and results

PG 1613+426 was identified as a variable star on 2002 June 14. We have thus decided to observe again this target on June 15 and June 16. Further observing runs were then performed in August 8, 9, 13, 14 and 15 in order to resolve the amplitude spectra with a better accuracy. A summary of the observations, including the starting time, date, duration, exposure time per measurement, name of the observers and the main pulsation period, is reported in Table 1, while a sample of the differential light curves is shown in Fig. 1.

The results concerning the amplitude spectra are illustrated in Fig. 2 for the three individual August 13, 14 and 15 nights and the June 16 night. The amplitude spectrum of the three August consecutive nights, during which the observing conditions were particularly good, taken together, is shown in Fig. 3. The amplitude spectrum shows a clear, dominant peak at 6.936 ± 0.003 mHz

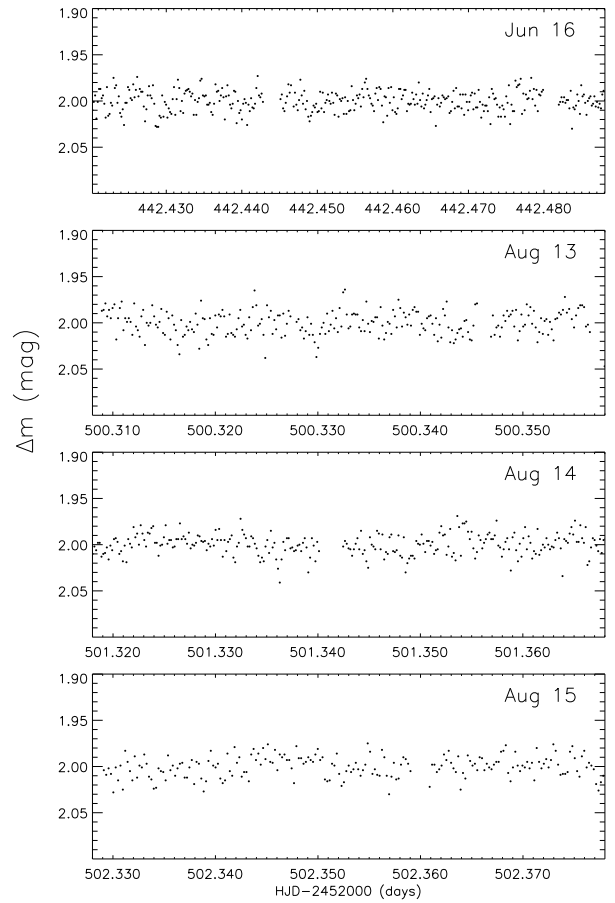


Fig. 1. Sample of the differential light curves of PG 1613+426. Long term trends have been subtracted with low order polynomial fitting.

(144.18 ± 0.06 s) with an amplitude of about 5 mma in each observation night. The period corresponding to the highest peak in the power spectrum is reported in Table 1 for each night. The error has been estimated from the FWHM of the main peak in the spectral window. The Lomb-Scargle periodogram analysis (Scargle 1982) applied to our data gives a confidence level $\geq 99.9999\%$ for the highest peak in the spectrum obtained in the June 16, and August 13, 14 and 15 observation runs.

We have refined our analysis by pre-whitening the light curves with a sinusoidal fit of the dominant period, and iterating to obtain the light curve residuals for any new frequency which was found¹. We found additional frequencies, but we noticed that the associated reduced χ^2 did not change significantly during the pre-whitening procedure, indicating that, at the present level of signal to noise ratio, the analysis precludes any further peak identification.

As a complementary method we used the CLEAN iterative deconvolution algorithm (Roberts et al. 1986) in order to eliminate the effects of the observational spectral

¹ We used the software Period98 by M. Sperl, University of Vienna, 1998.

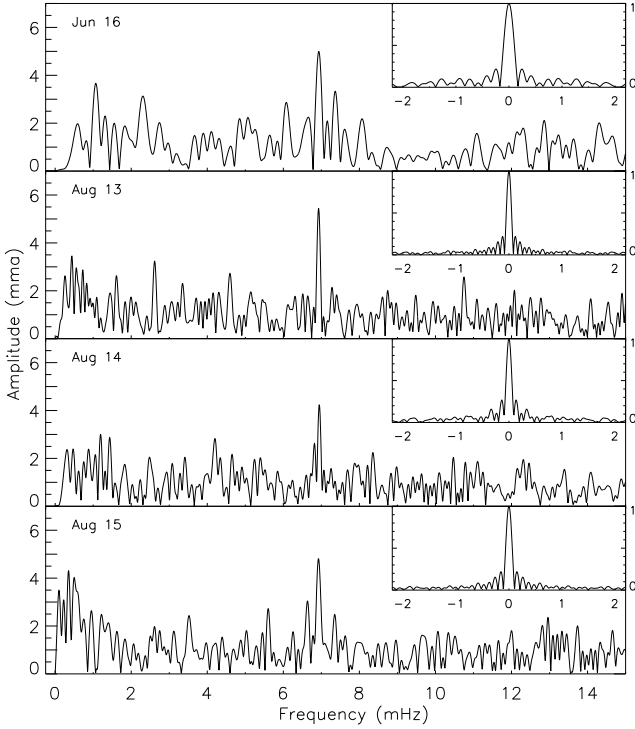


Fig. 2. Amplitude spectra for some observing nights. The spectral window is shown in the insets.

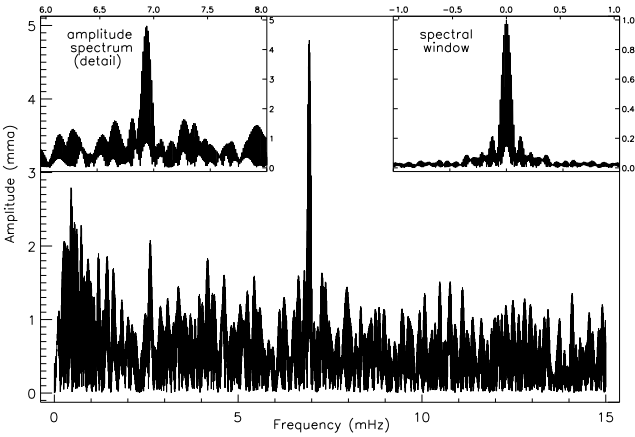


Fig. 3. Amplitude spectrum for the three August consecutive nights. The spectral window and a detail of the spectrum around its maximum are shown in the insets.

window in the power spectrum. The cleaned periodograms of the individual nights do not differ significantly from the non-cleaned spectra, since the spectral windows for essentially equally spaced data are always rather clean with side-lobes of low amplitude. The results of this analysis, applied to the three August consecutive nights, do not reveal any difference from the previous one, confirming the clear presence of the peak at 144.18 mHz.

Although the accuracy of our measurements is too low to reach a firm conclusion on the existence of additional periods, we cannot rule out the possibility that

PG 1613+426 is a multimode pulsator. For instance, we note that frequencies in the range 6.63 – 7.92 mHz are expected on the basis of the theoretical models discussed in Charpinet et al. (2001) and on observations of very similar spectra in other hot sdBVs which have nearly the same position in the sdBVs instability strip, like HS 0815+4243, with $T_{\text{eff}} = 33\,700$ K and $\log g = 5.95$, and HS 2149+0847, with $T_{\text{eff}} = 35\,600$ K and $\log g = 5.9$ (Østensen et al. 2001).

We think that it would be important to observe this object by means of high precision CCD photometry in order to resolve its spectrum with better accuracy, and we plan to pursue this project with observations at our site in the near future.

Acknowledgements. We gratefully acknowledge the referee, U. Heber, for useful suggestions concerning the revision of the manuscript and R. Silvotti for many enlightening discussions. We thank the Italian *Ministero dell’ Istruzione, Università e Ricerca* and the *Regione Sicilia* for their support. This research made use of the SIMBAD and VIZIER databases, operated at CDS, Strasbourg, France.

References

- Charpinet, S. 2001, *Astron. Nachr.*, 322, 387
- Charpinet, S., Fontaine, G., & Brassard, P. 2001, *PASP*, 113, 775
- Charpinet, S., Fontaine, G., Brassard, P., & Dorman, B. 1996, *ApJ* 471, L106
- Charpinet, S., Fontaine, G., Brassard, P., et al. 1997, *ApJ*, 483, L123
- Dreizler, S., Schuh, S. L., Deetjen, J. L., Edelmann, H., & Heber, U. 2002, *A&A*, 386,
- Heber, U., Moehler, S., Napiwotzki, R., Thejll, P., & Green, E. M. 2002, *A&A*, 383, 938
- Maxted, P. F. L., Heber, U., Marsh, T. R., & North, R. C. 2001, *MNRAS*, 326, 1391
- Østensen, R., Solheim, J.-E., Heber, U., et al. 2001, *A&A*, 368, 175
- Piccioni, A., Bartolini, C., Bernabei, S., et al. 2000, *A&A*, 354, L13
- Roberts, D. H., Lehár J., & Dreher J. W. 1986, *AJ*, 93, 968
- Saffer, R. A., Bergeron, P., Koester D., & Liebert, J. 1994, *ApJ*, 432 351
- Scargle, J. D. 1982, *ApJ*, 263, 835
- Silvotti, R. Østensen, R., Heber, U., et al. 2002, *A&A*, 383, 239
- Ulla, A., Zapatero Osorio, M. R., Hernández Pérez, F., MacDonald, J. 2001, *A&A*, 369, 986