

Chandra OBSERVATIONS OF TWO PULSARS PSR 0628-28 AND PSR 1813-36

Hakkı Ögelman¹, Emre Tepedelenlioğlu¹

¹*Department of Physics, University of Wisconsin-Madison, 1150 University Avenue, Madison, WI 53706*

ABSTRACT

PSR 0628-28 is an X-ray emitting radio pulsar which was observed with Advanced CCD Imaging Spectrometer (ACIS) on board *Chandra* on 2001 November 04 and on 2002 March 25 for 2000 s and 17000 s, respectively. The source countrate was 0.0111 ± 0.0013 cps. Making PSR 0628-28 to be the longest period X-ray emitting pulsar. The spectral distribution of counts can be described by several model fits. A blackbody fit yields a temperature $kT = 2.69_{-0.09}^{+0.09} \times 10^6$ K together with $N_H = 0.082_{-0.03}^{+0.04} \times 10^{22}$ cm⁻² and a powerlaw fit yields a photon index of $\gamma = 2.65_{-0.29}^{+0.28}$ with a hydrogen column density of $N_H = 0.13_{-0.021}^{+0.028} \times 10^{22}$ cm⁻². Confirming the previous *ROSAT* pointed observation for PSR 1813-36, there was no positive detection from the 30ks *Chandra* ACIS observation on 2001 October 25. We obtained an upper limit for the countrate of 2.3×10^{-4} cps.

INTRODUCTION

Radio channel is the best way to discover neutron stars, but their characteristics are best revealed via the X-ray observations i.e. whether it's a cooling neutron star or not. With this in mind, we observed with *Chandra* two *ROSAT* All-Sky-Survey (RASS) pulsars, that were claimed to be detected, to confirm their detection and examine their X-ray pulses and spectra. During RASS PSR 1813-36 and PSR 0628-28 had detection likelihood just below the detection threshold, Becker et al. (1992). Therefore both pulsars had follow-up *ROSAT* pointed observations. PSR 1813-36 was not detected and we also report a non-detection of the source for the *Chandra* observation. However PSR 0628-28 was detected with ~ 60 counts in the *ROSAT* pointed observation and here we report a positive detection of a point source around the pulsar's radio position. Due to low countrate spectral analysis did not suffice to distinguish between various pulsar models such as, powerlaw spectrum or a blackbody spectrum. In this article we report on observations acquired for both pulsars, namely PSR 1813-36 and PSR 0628-28.

OBSERVATIONS

PSR 0628-28

PSR 0628-28 was observed twice, one on 2001 November 04 and the other on 2002 March 25 for 2000 s and 17000 s, respectively. For both observations photons were collected using the Advanced CCD Imaging Spectrometer (ACIS; Burke et al. (1997)), which has resolution $\Delta E/E \sim 0.1$ at 1 keV scaling as $1/\sqrt{E}$ over its 0.2-10 keV range. The pulsar was positioned on the back-illuminated S3 chip of the ACIS-S array, offset by $0'.58$ from the aim point, where the PSF is undersampled by the $0''.4920 \times 0''.4920$ CCD pixels. Data were collected in the nominal timing mode, with 1.141s exposures between CCD readouts, and in "FAINT" spectral mode. Data reduction and analysis were performed by CIAO data analysis software package, version 2.2.1. We reprocessed the Level 1 event data to correct the detrimental effects of charge transfer efficiency. The imaging, timing and spectral analysis presented here were done only on the 17 ks observation, the 2.0 ks observation was disregarded due to an interruption by a large solar storm. The background countrate during this solar storm increased by a factor of ~ 20 . The net source countrate during the first observation period was 0.0159 ± 0.0050 where the error is in the 90% confidence range. Since by taking into

account the 2.0 ks observation we gain only ~ 27 counts which is not enough to improve our statistics significantly we preferred to disregard these counts, which potentially can be misleading.

The net countrate of the 17 ks observation is 0.0111 ± 0.0013 . We also analysed the *ROSAT* archival data and determined the *ROSAT* countrate of PSR 0628-28 which after normalizing to *Chandra* countrate is 0.0120 ± 0.0025 . The countrate of the portion of the observation that we used as can be seen is consistent within the errors with both 2.0 ks and *ROSAT* observations. The measured PSF of PSR 0628-28 is consistent with the ACIS point-source response, hence the ACIS image reveals a pointlike X-ray source at the pulsar position. The *Chandra* position of PSR 0628-28 is $\alpha = 06^h 30^m 49^s .427$, $\delta = -28^\circ 34' 43'' .60$ (J2000.0), which considering $0.''5$ rms error and $\sim 0.''6$ absolute astrometric accuracy of *Chandra*, is in good agreement with the radio position of $\alpha=06^h 30^m 49^s .531$, $\delta = -28^\circ 34' 43'' .60$ (J2000.0), Taylor et al. (1993). We should also note that the *Chandra* position is also consistent with the *ROSAT* position of the PSR 0628-28. We also took into account the proper motion of the pulsar. The *Chandra* position of the pulsar is $\sim 0.''5$ away from the expected position at the observation epoch which is extrapolated from the proper motion measurements taken from Taylor et al. (1993).

With this positional coincidence we can firmly say that PSR 0628-28 is one of the handful of X-ray emitting radio-pulsars.

PSR 1813-36

PSR 1813-36 was observed on 2001 October 25 for 30 ks with ACIS-S. Confirming the previous result for the *ROSAT* pointing observation no source was detected at the pulsar position of $\alpha=18^h 17^m 05^s .76$, $\delta=-36^\circ 18' 05'' .50$ (J2000.0), Taylor et al. (1993). The observation yielded a background countrate per pixel square of 3.4×10^{-6} cps/pixel², hence for a 50 pixel² extraction region and a signal to noise ratio of 3 the source should have minimum countrate of 2.3×10^{-4} cps for detectability. Assuming a powerlaw like spectrum this countrate gives an upperlimit for the flux of 1.5×10^{-15} erg cm⁻² s⁻¹, which is in the sensitivity range of ACIS-S (0.2-10 keV), for a detector ontime of 30 ks. In the same range the implied X-ray flux from spin-down energy is 2.1×10^{-15} erg s⁻¹, which corresponds to a luminosity of $L_X=3.7 \times 10^{30}$ erg s⁻¹ at an assumed distance of 3.8 kpc.

RESULTS FOR PSR 0628-28

Timing

To search for pulsations from PSR 0628-28 184 source counts were extracted from a $2''$ radius aperture around the *Chandra* position of the pulsar. The photon arrival times were barycenter corrected using CIAO axbary program. Then the Z_1^2 statistic (Buccheri et al. (1983)) was calculated over a narrow range of frequencies at the expected radio frequency ($f = 0.80358910$ Hz, Taylor et al. (1993)) The resulting periodogram peaked at a value of $Z_1^2 = 11.8961$ at $f = 0.803352585 \pm 0.000059$ Hz referenced to the observation epoch MJD 52,358.9. Which is not consistent with the value obtained for the frequency from extrapolation of the radio ephemeris (f, \dot{f}). A wider search including the ACIS sampling frequency of $f=0.8763934$ Hz, showed a number of high peaks, indicating that these results are influenced by the beat frequencies between the pulsars rotation and the *Chandra* ACIS sampling. Continuing to investigate the folding results only around the expected pulsar frequency, we get $Z_1^2=0.7$ which is distributed like χ^2 with 2 dof, hence the probability of getting this value or higher is 0.713 which is not too remarkable. Looking at the higher harmonics, $Z_2^2=0.92$ (the sum of 1st & 2nd harmonics), which has a random probability of 0.92 and $Z_3^2=10.1$ which has a random probability of 0.12. The conclusion which can be drawn from this is that the data was not sufficient to claim the existence of pulsed-emission.

Spectral

To fit a spectral model to the pulsar data we extracted the source counts from a circle of radius $2''$ and extracted the background photons from a box of dimensions $131'' \times 135''$, which was taken considerably away from the pulsar where no other sources were present. The extraction radius of $2''$ contains 90% of the events below 2 keV. The countrates for the source and background were 0.0111 cps and 0.214 cps, respectively. The CIAO tool MKARF and MKRMF were used to build the corresponding point-source mirror response matrix. The extracted photons then were binned with 0.5 keV intervals. The resulting spectra were fitted using the generalized fitting engine of CIAO, *Sherpa*. Two different models were tried, a blackbody and a powerlaw model. For the blackbody fit the N_H vs. kT error ellipses have been plotted in Figure 1. The hydrogen column density that we obtained from the dispersion measure is $N_H = 1.07 \times 10^{21}$ cm⁻², where we assumed a ratio of $n_H/n_e = 10$. The blackbody fit had a reduced χ^2 of 0.29. The best

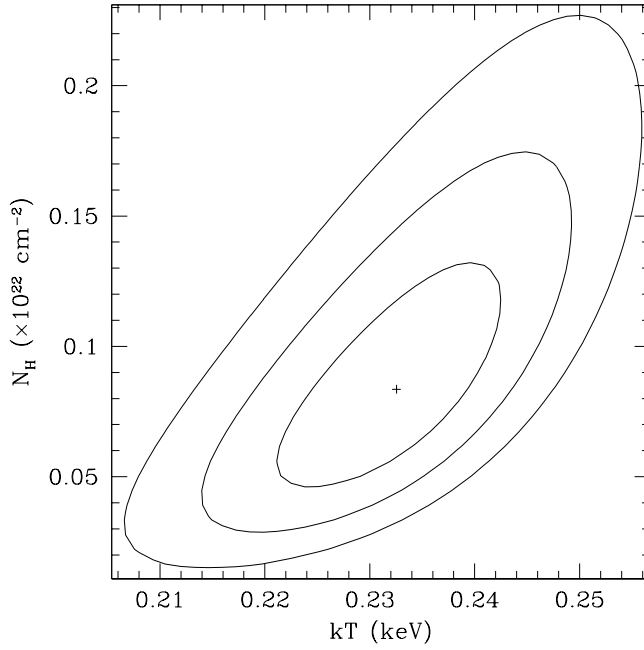


Fig. 1. Error ellipses of N_H vs. kT , the contours are for 1, 2 and 3σ uncertainties

fit parameter for this fit was $kT = 0.232$ keV for the surface temperature of the neutron star and $N_H = 8 \times 10^{20}$ cm $^{-2}$ for the hydrogen column density (see Table 1). This model gives an absorbed flux of 2.04×10^{-14} erg cm $^{-2}$ s $^{-1}$ in the 0.1-10 keV range, with a distance of 2.14 kpc this flux corresponds to a X-ray luminosity of $L_X = 1.13 \times 10^{31}$ erg s $^{-1}$, in the same range. The implied source radius is very small (0.17 km); possibly from polar caps.

A powerlaw model also gave an acceptable fit. The reduced χ^2 minimized at a value of 0.32 for the parameters $\gamma = 2.65$ and $N_H = 1.29 \times 10^{21}$ cm $^{-2}$. This fit yielded a flux of 4.06×10^{-14} erg cm $^{-2}$ s $^{-1}$, which with a distance of 2.14 kpc corresponds to a X-ray luminosity of $L_X = 2.25 \times 10^{31}$ erg s $^{-1}$ (see Figure 2).

SUMMARY & DISCUSSION

We report the discovery of X-ray emission from a long-period, (1.24s) radio-pulsar with a mild rotational energy loss-rate. Expressed in numbers, the measured power-law fit $L_X = 2.25 \times 10^{31}$ erg s $^{-1}$ which should be compared to the 0.1% of \dot{E} , a robust formula which gives a good fit to the rotation-powered pulsars (Becker & Trümper (1997)). The 0.1% of \dot{E} is 10^{29} erg s $^{-1}$. Effectively the observed X-ray Luminosity is 100 times more than that predicted by

Table 1.

Model parameters for PSR 0628-28 . The errors are the 90% confidence level range.

Model		Flux in erg cm $^{-2}$ s $^{-1}$	N_H in cm $^{-2}$
Blackbody	$kT = 0.232^{+0.008}_{-0.008}$ keV	$2.04^{+0.29}_{-0.29} \times 10^{-14}$	$0.08^{+0.04}_{-0.03} \times 10^{22}$
Powerlaw	$\gamma = 2.65^{+0.28}_{-0.28}$	$4.06^{+0.59}_{-0.59} \times 10^{-14}$	$0.13^{+0.03}_{-0.02} \times 10^{22}$

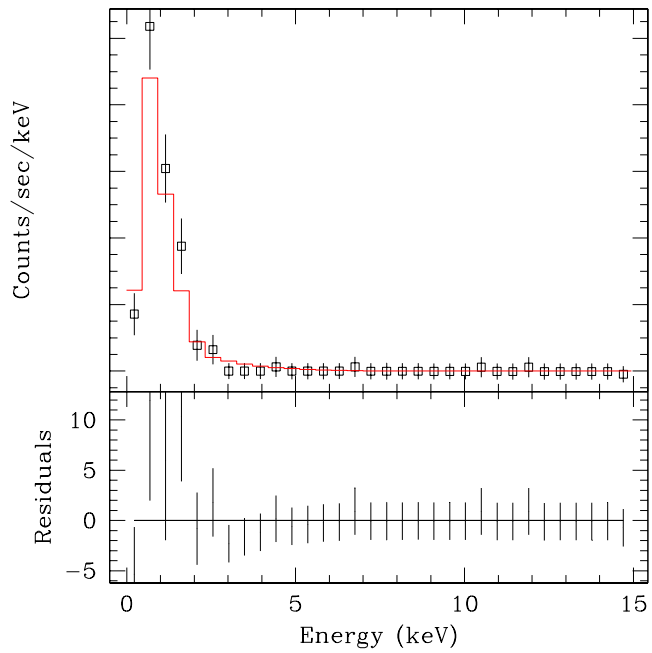
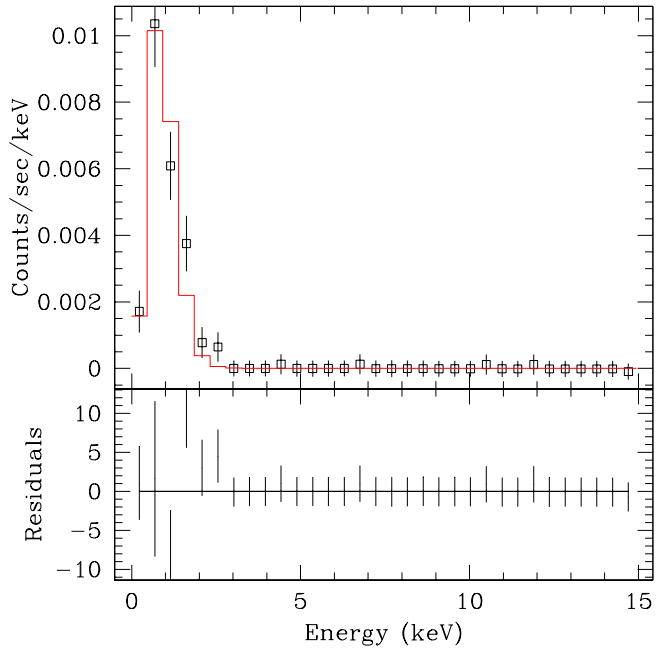


Fig. 2. Spectrum of PSR 0628-28 along with (*top*) blackbody fit and (*bottom*) powerlaw fit. The bottom panel for both are the counting residuals.

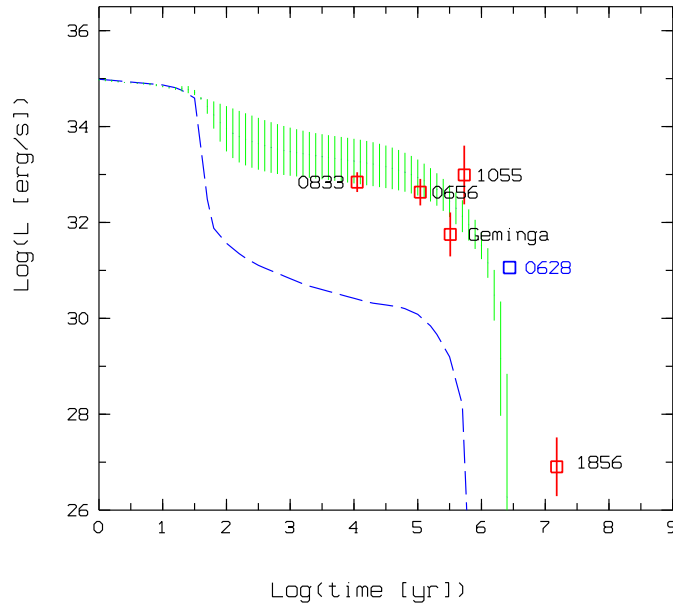


Fig. 3. The cooling curve for neutron stars and PSR 0628-28, where its luminosity is derived from the blackbody fit. The dashed line is the exotic cooling curve and the shaded region is various standard cooling curves.

the magnetospheric model. We should also note that the blackbody fit luminosity is about the same as the powerlaw luminosity. What is the source of this extra luminosity? PSR 0628-28 is an extreme pulsar long-period, small \dot{E} . The physical process producing the X-rays may include reheating due to vortex creep, accretion from a fall-back disc, magnetic decay like the AXPs or accretion from the ISM. Also the luminosity derived from the blackbody fit ($L_X = 1.13 \times 10^{31} \text{ erg s}^{-1}$) and the characteristic age ($P/2\dot{P} = 2.8 \times 10^6 \text{ yr}$) of the pulsar puts it on the standard cooling curve, see Figure 3, although it is on the fast-falling, photon-cooling dominated part.

Deeper observations, to produce sufficient counts with better timing accuracy, are needed in order to resolve the issues stated above. *Chandra* observations have focused our attention on this extreme pulsar.

ACKNOWLEDGEMENTS

We thank Patrick O. Slane, Werner Becker, Roberto Mignani for useful discussions. This work has been supported by NASA Grant #02500773.

REFERENCES

- Becker W., J. Trümper, The X-ray luminosity of rotation-powered neutron stars, *Astronomy & Astrophysics* **326**, 682-691, 1997.
- Becker W., J. Trümper, H. Ögelman, Search for cooling neutron stars in the *ROSAT* survey, in *Isolated Pulsars*, edited by Van Riper K. A., Epstein R. and Ho C., 104, Cambridge University Press, 1992.
- Buccheri R., K. Bennett, G. F. Bignami et al., Search for pulsed γ -ray emission from the radio pulsars in the COS-B data, *Astronomy & Astrophysics* **128**, 245-251, 1983.
- Burke, B. E., J. Gregory, M. W. Bautz et al., *IEEE Trans. Electron Devices*, **44**, 1633, 1997.
- Taylor J. H., R. N. Manchester, A. G. Lyne, Catalog of 558 pulsars, *Astrop. J. Suppl. Ser.* **88**, 529-568, 1993.