

## AFTER MAP: NEXT GENERATION CMB

ASANTHA COORAY

*Theoretical Astrophysics, California Institute of Technology, Pasadena, CA 91125*  
*E-mail: asante@caltech.edu*

We discuss several opportunities involving cosmic microwave background (CMB) observations during the post-MAP era. The curl-modes of CMB polarization allow a direct detection of inflationary gravitational waves and a measurement of the energy scale of inflation. While a significant source of confusion is expected from cosmic shear conversion of polarization related to density perturbations, higher resolution observations of CMB anisotropies can be used for a lensing reconstruction and to separate gravitational-wave polarization signature from that of lensing. With perfect all-sky maps, separations based on current lensing reconstruction techniques allow the possibility to probe inflationary energy scales down to  $10^{15}$  GeV, well below that of grand unified theories. Another aspect of future CMB studies will be related to large scale structure, such as wide-field imaging of Sunyaev-Zel'dovich (SZ) effect in galaxy clusters. Here, we comment on a potentially interesting and unique application of the SZ effect involving a measurement of the absolute temperature of CMB at high redshifts. Finally, we comment on cluster polarization signals and the possibility to directly measure some aspect of the temperature quadrupole associated with time evolving potentials.

Observations of the cosmic microwave background (CMB) temperature fluctuations have now established the presence of now well-known acoustic peak structure in the anisotropy power spectrum<sup>1</sup>. Along with constraints on cosmological parameters, these observations provide evidence for an initial spectrum of scale-invariant adiabatic density perturbations; Initial quantum fluctuations associated with an inflationary origin may be responsible here. While this is not a direct confirmation of inflation, it has been argued for a while that the smoking-gun signature of inflation would be the detection of stochastic background of gravitational waves associated with it<sup>2</sup>. These gravitational-waves produce a distinct signature in the polarization of CMB in the form of a contribution to the curl, or magnetic-like, component of the polarization<sup>3</sup>. While polarization from density, or scalar, perturbations dominate, due to the fact they have no handedness, there is no contribution to curl mode polarization from density perturbations.

In Figure 1, we show the contribution from dominant scalar modes to the polarization in the gradient component, or the so-called E-modes, and from gravitational-waves to the curl polarization (B-modes). We have assumed here an inflationary energy scale of  $3 \times 10^{16}$  GeV, corresponding to the upper limit implied under the assumption that all fluctuations observed in COBE was due to tensor perturbations; It is likely that the energy scale of inflation is significantly below that of the COBE limit. As shown in Figure 1, there is another source of contribution to the curl component resulting from the fractional conversion of the gradient polarization via the weak gravitational lensing effect associated with projected potentials along the line of sight to the last scattering surface<sup>4</sup>. While the lensing effect is generally at the level of few percent or below, due to the fact that the polarization associated with density perturbations is several orders of magnitude larger than that associated with curl modes, even an insignificant conversion at the level of sub percent or

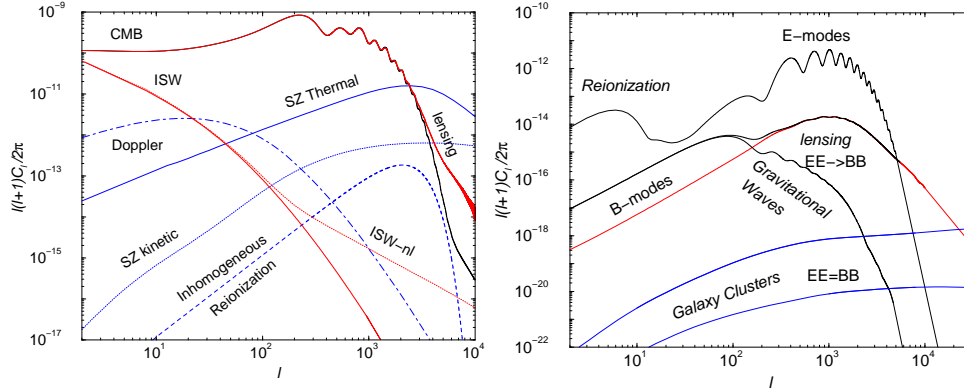


Figure 1. Power spectrum for the temperature (*left*) and polarization (*right*) anisotropies in the fiducial  $\Lambda$ CDM model with  $\tau = 0.1$ . In the case of temperature, the curves show the local universe contributions to CMB due to gravity (ISW and lensing) and scattering (Doppler, SZ effects, patchy reionization). In the case of polarization, local universe contributes through rescattering via free electrons in galaxy clusters and the lensing conversion of E and B-modes.

below can be a significant source of confusion. Thus, the lensing-induced curl polarization introduces a noise from which gravitational waves must be distinguished in CMB polarization.

There are several ways to address the confusion and to reduce it such that a reliable detection of inflationary gravitational waves is possible. If the projected matter distribution of large scale structure, out to redshifts of  $\sim 10$ , is known, one can clean the polarization maps to partly reduce the confusion<sup>5</sup>. An alternative, and probably the best, approach is to use CMB data themselves. The lensing signature in CMB temperature anisotropies can be used to reconstruct the associated integrated-deflection angle<sup>6</sup> (Fig. 2) which can then be used to clean polarization maps. The technique can also be improved with polarization data as well<sup>7</sup>. While cleaning of the lensing signature from such techniques allow one to reduce the energy scale that can be probed with polarization observations, it is unlikely that the separation can be used to probe energy scales as low as  $10^{12}$  GeV corresponding to certain super-symmetric models; with perfect all-sky maps, current calculations on lensing extraction and separation techniques from CMB data indicate an ultimate limit of around  $10^{15}$  GeV<sup>8</sup>. If inflation is associated with an energy scale below this limit, the gravitational wave signature will remain confused with cosmic shear and will require alternative techniques to probe its presence.

As summarized in Figure 1, the CMB temperature and polarization anisotropies contain distinct signatures of the local universe and associated large scale structure<sup>9</sup>. One such a well-known effect is the Sunyaev-Zel'dovich effect associated with inverse-Compton scattering of CMB photons via hot electrons in galaxy clusters<sup>10</sup>. The effect has now been imaged to massive clusters where CMB temperature change is of order few 100s of micro Kelvin or more<sup>11</sup> and may have been detected statistically as a secondary anisotropy signal in recent CBI data<sup>12</sup>. The extent to which the SZ signal is present can be confirmed through multifrequency

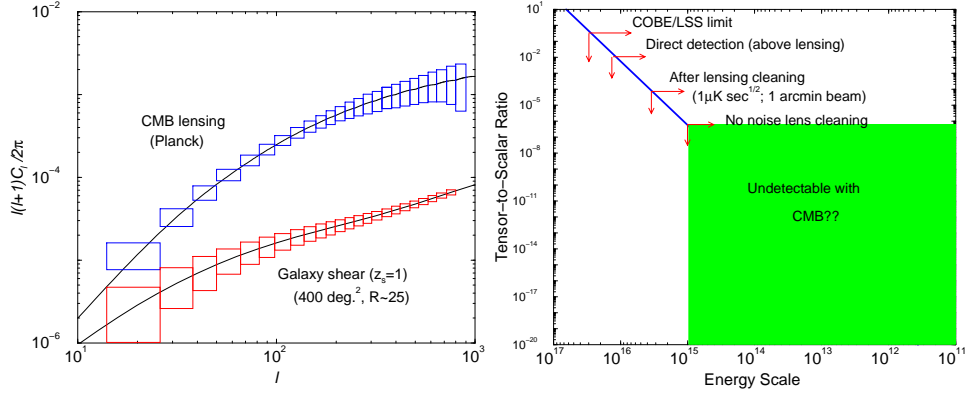


Figure 2. The reconstruction of lensing convergence with CMB temperature data from the Planck surveyor (*left*). For comparison, we show expected errors on the convergence measured from a galaxy lensing survey of 400 deg.<sup>2</sup> down to a R-band magnitude of 25 and assuming all sources are at a redshift of 1. The amplitude difference between the two curves shows the excess mass fluctuations beyond a redshift of 1 and responsible for the lensing of CMB anisotropies. (*Right:*) Constraints on the inflaton potential,  $V$ , or the energy scale of inflation from CMB polarization observations. The solid line shows the relation between  $V$ , and the amplitude of gravitational-wave contribution (with respect to amplitude of scalar perturbations). The COBE data, under the assumption that all observed fluctuations are due to primordial gravitational waves, provide an upper limit of  $\sim 3 \times 10^{16}$  GeV. The various limits correspond to what can be achieved with separation of cosmic shear confusion. The ultimate limit for detection of inflationary gravitational waves corresponds to an energy scale of  $\sim 10^{15}$  GeV.

measurements and the upcoming ACBAR analysis will be useful for this purpose.

Due to the behavior of inverse-Compton scattering, the SZ effect has a distinct frequency dependence and allows its separation from fluctuations associated with thermal CMB and other foregrounds<sup>13</sup>. The SZ spectrum has been previously considered for a measurement of the peculiar velocity of galaxy clusters, since an additional secondary effect in clusters involves the Compton-scattering via electrons moving with respect to the rest frame of CMB; the latter Doppler effect has the same frequency dependence as the CMB black body spectrum. The separation of thermal and kinetic SZ effects based on limited multifrequency data, is, in general, hard and only upper limits are currently available for the peculiar velocity of several clusters<sup>14</sup>.

The multifrequency observations of the SZ effect, however, is useful for other purposes. A potentially interesting and unique application was recently discussed in Battistelli et al.<sup>15</sup> involving a measurement of the CMB temperature from the SZ spectrum (Figure 3). During the Planck-era, multifrequency observations of the SZ effect can be utilized for a high precision test of the expected  $T_{\text{CMB}}(z) = T_{\text{CMB}}(1+z)$  dependence of the background temperature evolution in standard cosmological models. While mostly ignored in the literature, simple applications such as the one involving CMB temperature measurement with the SZ spectrum are useful for variety of purposes and should be considered in future even for ground based multifrequency SZ experiments.

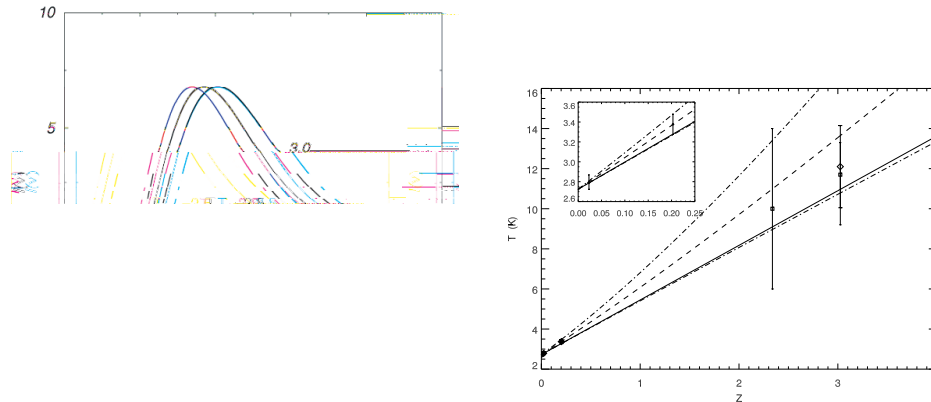


Figure 3. *Left:* The SZ spectrum as a function of the assumed CMB temperature. The multi-frequency measurements of the SZ effect allows one to infer the absolute temperature of CMB at the redshift of the cluster. *Right:* The CMB temperature as a function of the redshift. The inset shows a magnified view of two estimates based on SZ data of two clusters. The other estimates, at redshifts greater than 2, comes from molecular transition line measurements and the local measurement comes from the COBE/FIRAS experiment. We refer the reader to Battistelli et al. (2002) for details.

While detailed attention has been made with respect to secondary effects in CMB temperature and their cosmological and astrophysical uses, with increasing experimental developments, the secondary polarization signals will also become important. We briefly discussed the role played by gravitational lensing when trying to extract information related to the early universe, mainly inflation, from CMB polarization data. An additional source of confusion is expected from polarization signals associated with scattering of CMB temperature quadrupole via electrons in galaxy clusters<sup>16</sup>. As shown in Fig. 1, the cluster contributions to polarization power spectra are at least two to three orders of magnitude below the lensing confusion. If lensing effect is removed to such a high precision, cluster confusions may become important.

On the other hand, observations of galaxy cluster polarization are useful for several unique studies. One such possibility is related to extracting some information related to the CMB temperature quadrupole<sup>17</sup>. Since at low redshifts, the temperature quadrupole contains the signature of time evolving potentials, mainly the integrated Sachs-Wolfe effect<sup>18</sup> (ISW), with a sample of clusters widely distributed over the redshift space, one can essentially measure the redshift evolution of the ISW contribution. To carry out such a study reliably, multifrequency polarization observations are required. This is due to the fact that an additional polarization contribution in clusters comes from the kinematic quadrupole associated with the transverse motion. Fortunately, polarization contributions related to kinematic and temperature quadrupoles have different frequency dependences such that the two can be separated with their spectral information.

While polarization information related to the kinematic quadrupole captures

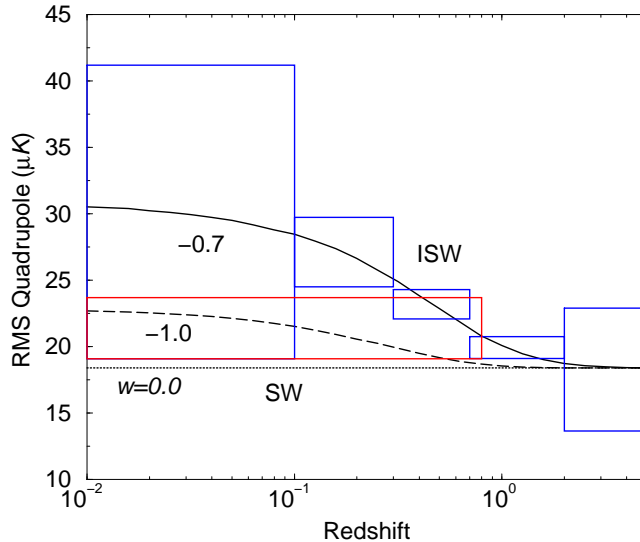


Figure 4. The rms temperature quadrupole as a function of redshift. The error bars on the top curve illustrate the expected uncertainties in the reconstruction of rms temperature quadrupole from followup multi-frequency polarization observations of galaxy clusters with a catalog down to  $10^{14} M_{\odot}$  and covering  $10,000 \text{ deg}^2$ . The large single error on the middle curve illustrate the expected uncertainty with the whole-sky Planck cluster catalog down to a mass limit of  $5 \times 10^{14} M_{\odot}$  and using Planck polarization observations of same clusters.

the transverse velocities of clusters on the sky, the polarization associated with the temperature quadrupole provides several new opportunities for both cosmological and astrophysical studies. Since the ISW effect depends strongly on details related to the dark energy, a reliable reconstruction of the ISW quadrupole evolution can eventually be used as a probe of dark energy properties. Similarly, with the polarization information distributed in redshift space, one can reconsider various cross-correlation studies to understand astrophysical connections between the evolving large scale structure and the ISW effect.

### Acknowledgements

The author thanks Daniel Baumann, Marc Kamionkowski, Mike Kesden, and Kris Sigurdson for collaborative work and useful discussions. This work is supported at Caltech by a senior research fellowship from the Sherman Fairchild foundation and grants from the Department of Energy and the American Astronomical Society.

### References

1. A. D. Miller et al., 1999, ApJ, 524, L1; P. de Bernardis et al., 2000, Nature, 404, 955; S. Hanany et al., 2000, ApJ, 545, L5; N. W. Halverson et al. 2002, ApJ, 568, 38.

2. Kamionkowski, M. & Kosowsky, A. 1999, *Ann. Rev. Nucl. Part. Sci.*, 49, 77.
3. Kamionkowski, M., Kosowsky, A. & Stebbins, A. 1997, *PRL*, 78, 2058; Seljak, U. & Zaldarriaga, M. 1997, *PRL*, 78, 2054.
4. Zaldarriaga, M. & Seljak, U. 1998, *PRD*, 58, 023003.
5. A. Cooray, 2002, *PRD* in press, astro-ph/0205306.
6. e.g., Hu, W. 2001, *ApJ*, 557, L79.
7. e.g., W. Hu and T. Okamoto, 2002, *ApJ*, 574, 566.
8. L. Knox and Y.-S. Song, 2002, *PRL*, 89, 011303; M. Kesden, A. Cooray, and M. Kamionkowski, 2002, *PRL*, 89, 011304.
9. A. Cooray, 2002, in “2001 Coral Gables Conference: Cosmology and Particle Physics”, eds. B. Kursunoglu & A. Perlmutter; American Institute of Physics Conference Proceedings, astro-ph/0203048
10. R. A. Sunyaev and Ya. B. Zel’dovich, 1980, *MNRAS*, 190, 413.
11. J. E. Carlstrom, M. Joy and L. Grego, 1996, *ApJ*, 456, L75.
12. B. S. Mason et al. preprint, astro-ph/0205384.
13. A. Cooray, W. Hu and M. Tegmark, 2000, *ApJ*, 540, 1.
14. W. L. Holzzapfel et al. 1997, *ApJ*, 481, 35.
15. E. S. Battistelli et al. 2002, *ApJ*, 580, L101.
16. D. Baumann, A. Cooray, and M. Kamionkowski, 2002, *PRD* submitted, astro-ph/0208511.
17. A. Cooray and D. Baumann, 2002, *PRD* submitted, astro-ph/0211095.
18. R. K. Sachs and A. M. Wolfe, 1967, *ApJ*, 147, 73.