

Weak CSS Sources from FIRST Survey

Andrzej Marecki¹, Jacek Niezgoda¹, Jacek Włodarczak¹,
Magdalena Kunert¹, Ralph E. Spencer², Andrzej J. Kus¹

¹ Toruń Centre for Astronomy, N. Copernicus University, Toruń, Poland

² Jodrell Bank Observatory, University of Manchester, UK

Abstract

We report early results of an observational campaign targeted on a sample of Compact Steep Spectrum sources selected from FIRST survey which are significantly weaker than those investigated before. The selection criteria and procedure is given in detail. We present here an assortment of MERLIN and VLBI observations and make some general comments based on the morphologies of presented sources.

Keywords: surveys, radio continuum: general, quasars: general, galaxies: active

1 Sample selection

To select weak Compact Steep Spectrum (CSS) sources from the FIRST catalogue (White et al. 1997) we made the following steps:

- a) From the source list based on Green Bank (GB) surveys at 21 and 6 cm (White & Becker 1992) we selected those lying within the limits of the very first release of FIRST survey — it covered the area R.A. (J2000) = $6^h35^m \div 17^h30^m$, Dec. (J2000) = $28^\circ \div 42^\circ$ at that time — having steep spectra ($\alpha > 0.5$, $S \propto \nu^{-\alpha}$) and being stronger than 150 mJy at 6 cm. This flux density limit was chosen in order to produce a sample of a manageable size. The above declination limits indicate that the overlap between our sample and the B3–VLA survey based sample (Fanti et al. 2001, Dallacasa et al. 2002a, 2002b) is not large.
- b) Thanks to a dramatic difference in the resolution, the majority of sources appearing as single in the GB survey turn out to be double or multiple on FIRST maps. We rejected all such cases i.e. we selected only those sources that are single entities in the FIRST catalogue i.e. more compact than the FIRST beam ($5''.4$) and surrounded by an empty field. We adopted 1 arcmin as a radius of that field. Additionally we referred to NVSS (Condon et al. 1998) to check that, indeed, we picked up compact sources. Such a procedure allows us to make sure that we deal with isolated objects and not parts of larger objects.

- c) We, again, checked whether our targets fulfill the spectrum steepness criterion: instead of GB-survey flux densities at 21 cm we used more accurate values from FIRST. We rejected candidates with flat spectra ($\alpha \leq 0.5$).
- d) We rejected the GPS sources. For this purpose we identified our preliminary candidates with objects listed in 365 MHz Texas catalogue (Douglas et al. 1996). We passed only those objects which have non-inverted spectra between 365 and 1400 MHz. In other words the turnover frequencies of our sources lie below 365 MHz.

Finally we selected 60 candidates for CSS sources.

2 The observations

The initial survey was performed with MERLIN at 5 GHz. Each of our targets was observed 6 times in 10 min. scans spread evenly over a 12-hour track. Phase calibrators from the MERLIN Calibrator List were observed twice per target scan for 1–2 min.

Six objects possessing sizes similar to classical CSSs, yet being less luminous, were followed-up with MERLIN at 1.6 GHz. — see Kunert et al. (2002).

12 targets have either been misdetected or unresolved. The latter group of 9 objects have just been followed-up with the global VLBI. If it turns out that there are Compact Symmetric Objects (CSOs) among them, this will be a very interesting result. Normally CSOs are GPS but our sources are not GPS by definition so they could be interpreted as ‘dying CSOs’. We comment on this group in Marecki, Spencer & Kunert (2002) — hereafter Paper II.

The whole set of MERLIN images is presented in Marecki et al. (in prep.). 20 objects have been selected for higher resolution observations. Each of them was observed with the VLBA at 18 cm and the EVN at 6 cm. Comprehensive results of those VLBI campaigns will be presented elsewhere. Here we draw some general conclusions based on the whole observational material and illustrate them with a small subset of images.

3 Some general conclusions

1. Since our research was carried out at 2 frequencies and with 3 different interferometric arrays it enabled us to see our targets in several frequency/resolution combinations. As a result we were able to locate cores in many objects and it appears that one-sided structures are *not* under-represented in our sample compared to other samples. In other words, it does not seem that CSS sources in deep samples like ours are predominantly symmetric objects. A single network, single frequency map can be very easily misinterpreted as an image of a symmetric object. The quasar 1148+387 is a good example of such a deceiving object: it appears as a compact ($0''.2$ separation of the components) and very symmetric double on the 6 cm MERLIN map but it is actually an asymmetric object according to our dual frequency VLBI surveys — the southern component has

a flat spectrum so it must be a core (Fig. 1). 1343+386 (also a quasar) which was parallelly observed at 18 cm with the VLBA by Dallacasa et al. (2002a), is a similar case (Fig. 2). According to our measurements, the component Dallacasa et al. 2002a denoted as N1 is the strongest one and featured by flat-spectrum. **[Last two sentences rephrased according to the referee's suggestion.]**

2. As in the case of other samples of CSS sources those which happen to be Medium-sized Symmetric Objects (MSOs) are FRII-like — 1709+303 is a classical specimen — and it is very hard to find a mini-FRI; in our sample only 1601+382 resembles an FRI (Fig. 3). We further comment on this fact in Paper II.
3. A classical FRII object (Fanaroff & Riley 1974) is very clearly edge-brightened thanks to the hotspots located at source's extremities and CSSs, regardless strong or weak, very often follow this pattern — see e.g. 1709+303. However, we found a few sources which, although in principle might be labelled FRII just because they are double-lobed but not FRIs, are *not* featured by well defined hotspots. These are: 1009+408, 1236+327, 1542+323, 1656+391 and 1717+315 (Figs. 4 and 5). Their lobes are diffuse and often 'amoeba-shaped' — 1542+323 (Fig. 4) serves as the best example here. We think these are 'dying' sources, i.e. AGNs where the central engine activity has stopped and the lobes are in the so-called 'coasting phase'. **[A piece of controversial text the referee expressed a concern about removed here.]** This subclass may be interpreted as a dead-end of the evolution. We discuss this phenomenon in detail in Paper II.

References

- Condon, J. J., Cotton, W. D., Greisen, E. W., Yin, Q. F., Perley, R. A., Taylor, G. B., & Broderick, J. J. 1998, AJ, 115, 1693
- Dallacasa, D., Tinti, S., Fanti, C., Fanti, R., Gregorini, L., Stanghellini, C., & Vigotti, M. 2002a, A&A, 389, 115
- Dallacasa, D., Fanti, C., Giacintucci S., Stanghellini, C., Fanti, R., Gregorini, L., & Vigotti, M. 2002b, A&A, 389, 126
- Douglas, J. N., Bash, F. N., Arakel Bozayan, F., & Torrence, G. W., 1996, AJ, 111, 1945
- Fanaroff, B. L., & Riley, J. M. 1974, MNRAS, 167, 31P
- Fanti, C., Pozzi, F., Dallacasa, D., Fanti, R., Gregorini, L., Stanghellini, C., & Vigotti, M. 2001, A&A, 369, 380
- Kunert, M., Marecki, A., Spencer, R. E., Kus, A. J., & Niezgoda, J. 2002, A&A, 391, 47
- Marecki, A., Spencer, R. E., & Kunert M. 2002, (these proceedings)
- White, R. L., & Becker, R. H. 1992, ApJS, 79, 331
- White, R. L., Becker, R. H., Helfand, D. J., & Gregg, M. D. 1997, ApJ, 475, 479

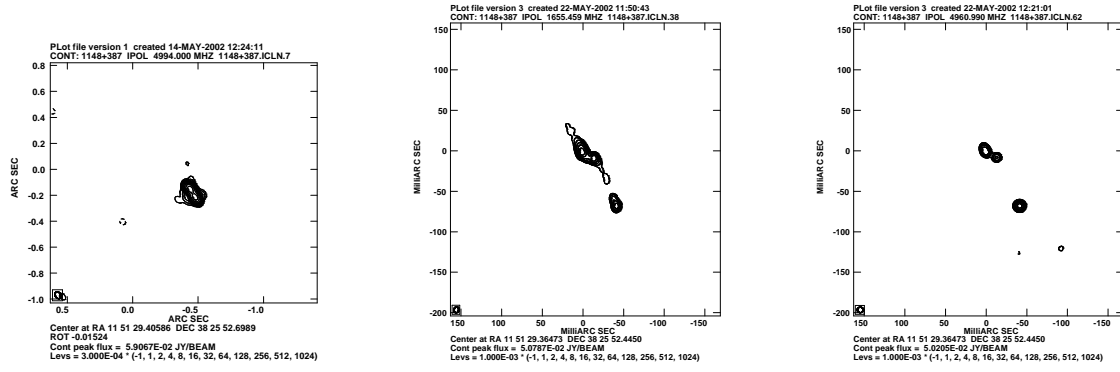


Figure 1: MERLIN (6 cm), VLBA (18 cm) and EVN (6 cm) maps of 1148+387

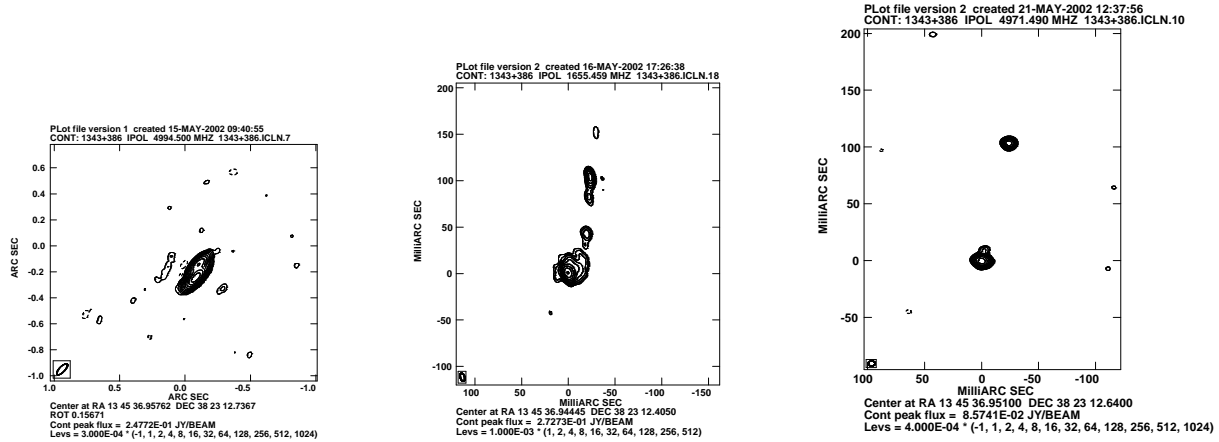


Figure 2: MERLIN (6 cm), VLBA (18 cm) and EVN (6 cm) maps of 1343+386

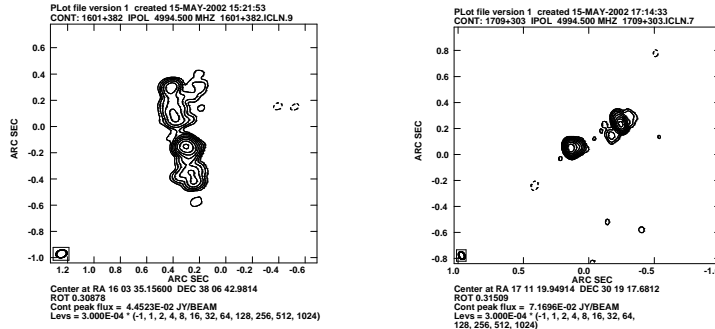


Figure 3: MERLIN (6 cm) map of 1601+382 (left); VLBA (18 cm) map of 1709+303 (right)

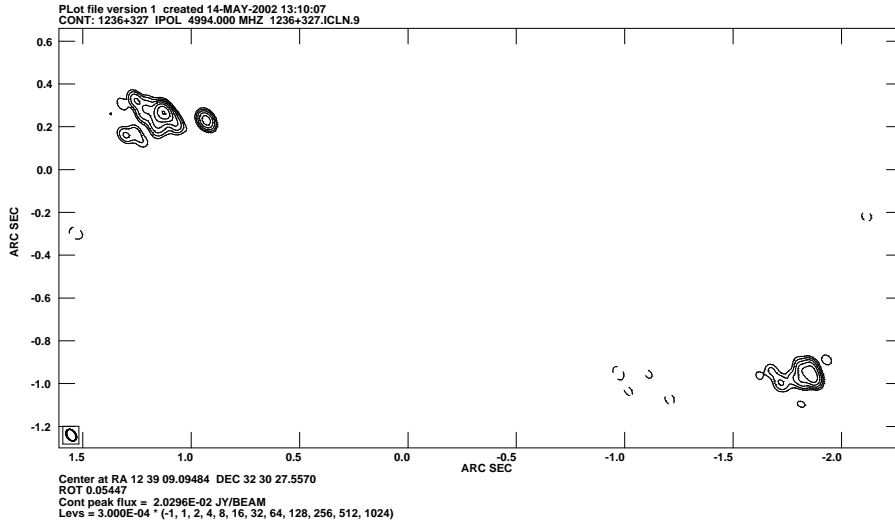
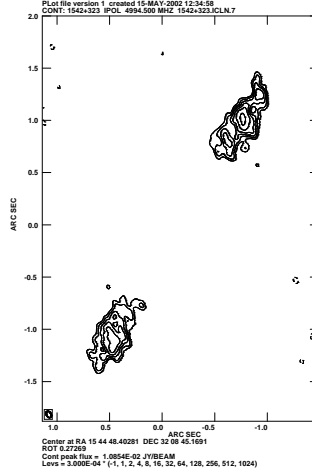
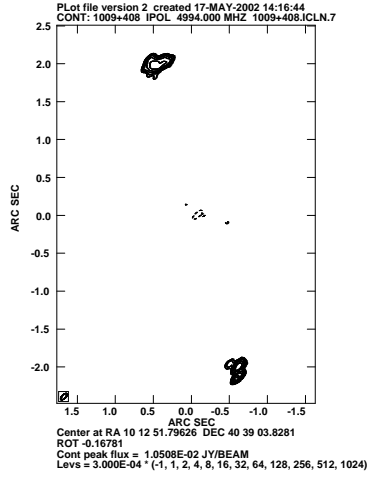


Figure 4: MERLIN (6 cm) maps of ‘dying’ arcsecond-scale CSSs

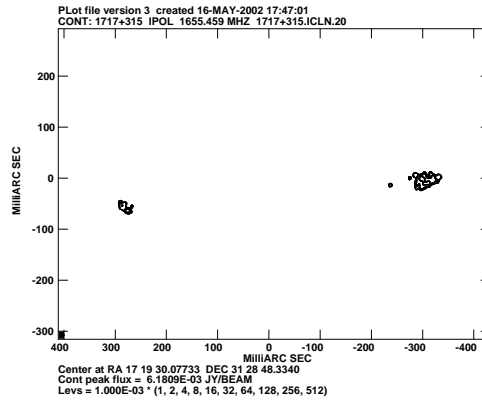
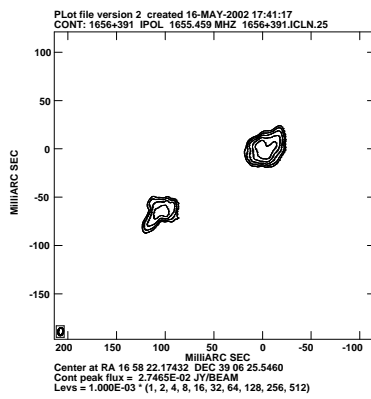


Figure 5: VLBA (18 cm) maps of ‘dying’ subarcsecond-scale CSSs