

DISCOVERY OF CYCLOTRON RESONANCE FEATURES IN THE SOFT GAMMA REPEATER SGR 1806–20

ALAA I. IBRAHIM,^{1,2} SAMAR SAFI-HARB,^{3,4} JEAN H. SWANK,¹ WILLIAM PARKE,² SILVIA ZANE,⁵
ROBERTO TUROLLA⁶

¹NASA Goddard Space Flight Center, Laboratory for High Energy Astrophysics, Greenbelt, MD 20771, USA;
Alaa@milkyway.gsfc.nasa.gov

²Department of Physics, The George Washington University, Washington, D.C., USA

³Department of Physics & Astronomy, U. of Manitoba, Winnipeg MB, Canada R3T 2N2

⁴NSERC Fellow; also Universities Space Research Association

⁵Mullard Space Science Laboratory, University College London, UK

⁶Department of Physics, University of Padova, Italy

Published in the 2002 July 20 issue of the Astrophysical Journal Letters, 574, L51

Received 2002 May 1; Accepted 2002 June 17; Published 2002 June 26

ABSTRACT

We report evidence of cyclotron resonance features from the Soft Gamma Repeater SGR 1806–20 in outburst, detected with the *Rossi X-ray Timing Explorer* in the spectrum of a long, complex precursor that preceded a strong burst. The features consist of a narrow 5.0 keV absorption line with modulation near its second and third harmonics (at 11.2 keV and 17.5 keV respectively). The line features are transient and are detected in the harder part of the precursor. The 5.0 keV feature is strong, with an equivalent width of ~ 500 eV and a narrow width of less than 0.4 keV. Interpreting the features as electron cyclotron lines in the context of accretion models leads to a large mass-radius ratio ($M/R > 0.3 M_{\odot}/\text{km}$) that is inconsistent with neutron stars or that requires a low $(5-7) \times 10^{11}$ G magnetic field that is unlikely for SGRs. The line widths are also narrow compared with those of electron cyclotron resonances observed so far in X-ray pulsars. In the magnetar picture, the features are plausibly explained as ion cyclotron resonances in an ultra-strong magnetic field that have recently been predicted from magnetar candidates. In this view, the 5.0 keV feature is consistent with a proton cyclotron fundamental whose energy and width are close to model predictions. The line energy would correspond to a surface magnetic field of 1.0×10^{15} G for SGR 1806–20, in good agreement with that inferred from the spin-down measure in the source.

Subject headings: Pulsar: Individual (SGR 1806–20) — Stars: Magnetic Fields — Stars: Neutron — Stars: Magnetar — X-Rays: Bursts — Gamma Rays: Bursts

1. INTRODUCTION

Soft Gamma Repeaters (SGRs) are a unique class of slowly rotating pulsars ($P \sim 5-8$ s) that glow quietly in X-rays (luminosity $L \sim 10^{35}-10^{36}$ ergs⁻¹) for several years and suddenly become vigorously active for a few weeks to months, emitting hundreds of short (~ 0.1 s), bright ($L \sim 10^{39}-10^{42}$ ergs⁻¹) bursts of soft γ -rays (see e.g. Hurley 2000 for reviews). Occasionally, SGRs also emit giant bursts that last for up to a few hundred seconds and exhibit remarkable pulsations that reveal their spin periods and confirm their nature as rotating neutron stars (Mazets et al. 1979; Hurley et al. 1999a; Ibrahim et al. 2001).

The lack of evidence for a binary companion or a remnant accretion disk made the energy source of SGRs elusive. Two competing models offer contrasted views on SGRs as conventionally magnetized ($B \approx 10^{12}$ G) neutron stars powered by fossil accretion disks (Marsden et al. 2001), or ultra-magnetized ($B \approx 10^{15}$ G) neutron stars powered by their own magnetic field (*magnetars*; Duncan & Thompson 1992). Recently, strange/quark star models were also proposed for SGRs (Cheng & Dai 1998; Zhang, Xu & Qiao 2000).

SGR 1806–20 is one of the four confirmed SGRs; three lie within the Milky Way (SGR 1900+14, SGR 1806–20, and SGR 1627–41) and one in the Large Magellanic Cloud (SGR 0526–66). The source was first detected by the *Prognost 7*, *ISEE* and *KONUS* instruments in 1979 (Laros et al. 1986). A few years later, it underwent several periods of burst activity that were observed by different missions; this allowed a fairly accurate determination of the source position (Atteia

et al. 1987; Laros et al. 1987). The latest episode of activity was closely monitored in 1996 with the *Rossi X-ray Timing Explorer* (*RXTE*). During these observations the source in quiescence was found to pulsate with a 7.47 s spin period and to spin-down at a high rate (2.6 ms yr⁻¹). Interpreting the spin-down as being due to magneto-rotational dipole losses leads to a magnetic field of $\sim 8 \times 10^{14}$ G and a characteristic age of ~ 1500 yr, typical of a young pulsar (Kouveliotou et al. 1998). SGR 1806–20 has been associated with the Galactic radio supernova remnant (SNR) G10.0–0.3 about 14.5 kpc away (Kulkarni et al. 1994; Corbel et al. 1997); however, this association, like those of other SGRs with SNRs (see Gaensler et al. 2001), was later questioned on the basis of *IPN* and *Chandra* observations (Hurley et al. 1999b). Recently, a possible infrared counterpart was reported on the basis of *Chandra* observations (Eikenberry et al. 2001).

To date, while a great deal of evidence has gathered in favor of the magnetar model over other scenarios, the determination of the magnetic field strength in SGRs (Kouveliotou et al. 1998; Kouveliotou et al. 1999), although compelling, is still indirect (Marsden et al. 1999). Spectral signatures, on the other hand, promise decisive direct measurements of the field strength. In this *Letter*, we report evidence of absorption features in the X-ray spectrum of SGR 1806–20. The nearly harmonic line spacing is suggestive of a cyclotron origin. We use the line energy to derive the star's magnetic field and discuss the implications of this finding on current SGR models.

2. OBSERVATION AND DATA ANALYSIS

SGR 1806–20 entered an intense phase of bursting activity in November 1996 during which it was extensively monitored with *RXTE*. Proportional Counter Array (PCA) data were extracted from the HEASARC archives and the high-resolution event mode data were used to construct the burst light curves. Among the bursts detected, we found one event that shows an unusual temporal profile with a long (≈ 0.5 s) multi-peak precursor followed by a bright burst (see Figs. 1a and 1b). The time history of this event shares a number of similarities with a remarkable burst from SGR 1900+14 where a 6.4 keV emission line was recently discovered in the burst precursor (Strohmayer & Ibrahim 2000; Ibrahim et al. 2001). In fact: (1) both bursts are preceded by a complex multi-peaked precursor, and both precursors have similar temporal profiles that are different from typical SGR bursts; (2) both precursors are significantly longer than typical (~ 0.1 s) SGR bursts; and (3) spectral evolution is detected in both precursors, while most bursts show a uniform spectrum.

Motivated by these similarities, we investigated in detail the spectral characteristics of the precursor. In order to subtract the background, we used a pre-burst persistent emission segment that is free from any bursting activity. We divided the precursor into four intervals and used the PCA data below 30 keV to fit the spectra of the different peaks separately. An absorbed power-law model provided a qualitatively acceptable fit to the data and revealed a moderate spectral evolution as shown in Fig. 1c. The spectrum is harder in the second interval with a larger χ^2 than in the other three intervals. Absorbed bremsstrahlung models gave similar fits, with $kT \sim 30$ keV. The fit residuals (Fig. 2) show no significant structure in intervals 1, 3, and 4, but in interval 2, they suggest the presence of a narrow absorption feature near 5 keV. The fit was improved by adding a cyclotron absorption component, and the F-test gives a probability of 1.3×10^{-3} for a chance reduction of the F-statistic by 6.8 for a 5.0 keV absorption feature with a narrow width of 0.24 keV. The feature is significant at 3.2σ .

Further inspection of the spectrum and the fit residuals suggested additional modulation around the second and third harmonics of the 5.0 keV feature and near 7 keV. The fit continued to improve with the successive addition of three absorption lines. The energies derived from the fit are 7.5, 11.2, and 17.5 keV respectively. With all four lines included, the F-test gives an improved random probability of 2.2×10^{-4} for a chance reduction of the F-statistic by 6.2, corresponding to a 3.7σ significance.

The spectrum and the predicted counts of the best-fit model are shown in Fig. 3 (bottom) along with the incident photon spectrum that would be implied by the model (top). The fit parameters for the four intervals and the characteristics of the line fits are given in Tables 1 and 2. The F-statistics given there are all in comparison to the absorbed power-law fit with no cyclotron resonance features.

Absorption features did not improve the fits significantly for the other three intervals. We studied the implications of instrumental effects in the PCA elsewhere and we showed that for count rates less than 9×10^4 counts/s, pile-up and dead-time effects are not sufficient to modify the spectrum nor can they produce a spectral feature (Ibrahim et al. 2001; Strohmayer & Ibrahim 2000). The count rate during the main burst peaks exceeded this limit, and we therefore excluded them despite some evidence for absorption around 5 keV. The presence of the fea-

tures in an interval with a moderate count rate and the fact that the features are present in part of the precursor and are not seen in intervals with comparable count rates and similar number of counts strongly argue against significant instrumental effects. Besides, when fitted with a Gaussian, the 5.0 keV feature is strong, with an equivalent width of ~ 500 eV, even larger than that of the 6.4 keV emission line from SGR 1900+14. This cannot be interpreted as being due to imperfections in the PCA response matrix. Numerical simulations also showed that random fluctuations could produce power-law spectra with a χ^2 as high as that of interval 2 in about 16% of the cases, but the fit residuals are randomly distributed and never showed a systematic structure similar to that of the real data.

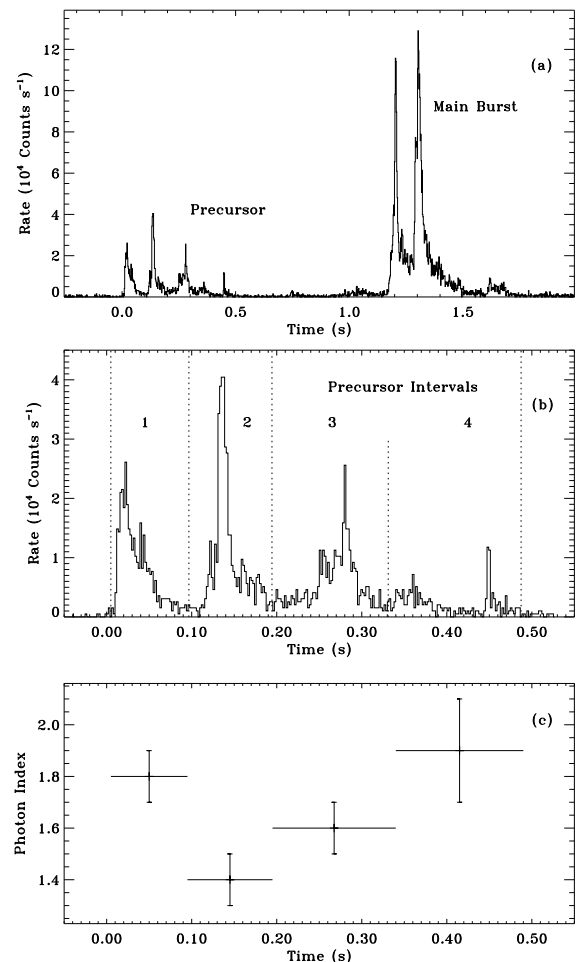


FIG. 1.— Time history of the outburst from SGR 1806–20 as seen by *RXTE*/PCA (2–60 keV). The top panel (a) shows a bright burst preceded by a long, complex precursor. Panel (b) shows the precursor intervals used in the spectral analysis. Panel (c) shows the evolution of the power-law photon index for the precursor intervals. $T_0(UTC) = 9:13:43$ on 1996 Nov. 18.

Taking into account that the features appear in one spectrum out of the four examined, the chance probabilities for the single feature and the set of features are 5.2×10^{-3} and 8.8×10^{-4} , respectively. However, we have now looked at a large sample of bursts and found the 5 keV feature in the spectra of some other bursts as well. This will be reported in a follow-up paper (Ibrahim et al. 2002).

Since an emission line has been detected in SGR 1900+14 in a similar event, we checked this possibility also for present data.

TABLE 1
SPECTRAL RESULTS FOR THE PRECURSOR

Interval	Photon Index	$N_H(10^{22} \text{ cm}^{-2})$	χ^2/dof	F-statistic/Confidence Level (%)
1	1.8 ± 0.2	21.4 ± 4.1	35/32	
2	1.4 ± 0.1	18.8 ± 3.7	40/32	
3	1.6 ± 0.1	18.2 ± 3.5	12/32	
4	1.9 ± 0.2	26.7 ± 7.5	31/32	
2 (1 line)	1.5 ± 0.2	18.7 ± 3.4	23.5/29	6.8 / 99.87%
2 (4 lines) ^(a)	1.6 ± 0.2	21.1 ± 4.9	13/24	6.2 / 99.97%

NOTE.—^(a): The line widths are held fixed at the best-fit values shown in table 2.

TABLE 2
BEST-FIT PARAMETERS FOR THE LINE FEATURES

Line Feature	Energy (keV)	Width (keV)	Depth
1	5.0 ± 0.2	0.24 ± 0.1	1.9 ± 0.6
2	7.5 ± 0.3	0.45 ± 0.2	1.2 ± 0.4
3	11.2 ± 0.4	1.2 ± 0.5	0.9 ± 0.3
4	17.5 ± 0.5	1.1 ± 0.7	1.0 ± 0.4

NOTE.—Cyclotron absorption model is described in Mihara, T. et al. 1990, Nature, 346, 250

Visual inspection of the spectrum may be actually suggestive of a peak around 7 keV. However, the addition of a Gaussian emission line provided a marginal improvement in the fit with respect to an absorbed power-law, with a confidence level of only 74%.

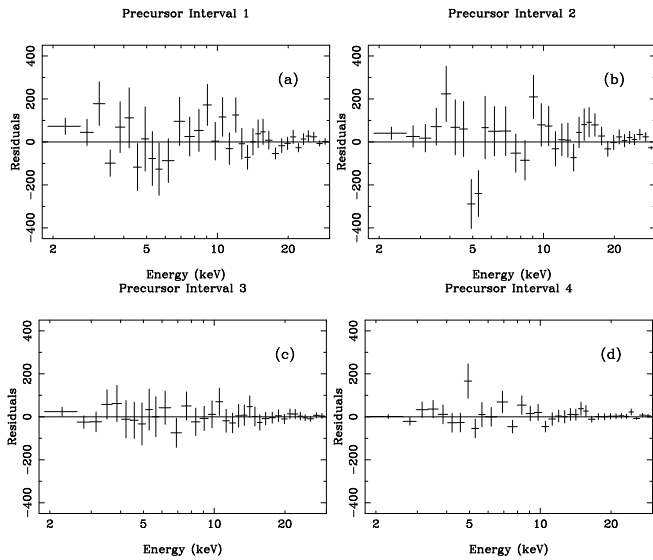


FIG. 2.— Residuals of the four precursor intervals when fitted with an absorbed power-law model. The residuals are significant in interval 2 but are random in intervals 1, 3 and 4.

3. DISCUSSION

The presence of electron cyclotron features in X-ray pulsars was first predicted by Gnedin & Sunyaev (1974) and discovered a few years later by Trümper et al. (1978) and Wheaton et al. (1979). All observed cyclotron lines have been detected above 10 keV and are interpreted as electron features, with inferred magnetic fields $B \sim (1 - 3) \times 10^{12}$ G (Cusumano et al. 1998; Heindl et al. 1999; Santangelo et al. 1999).

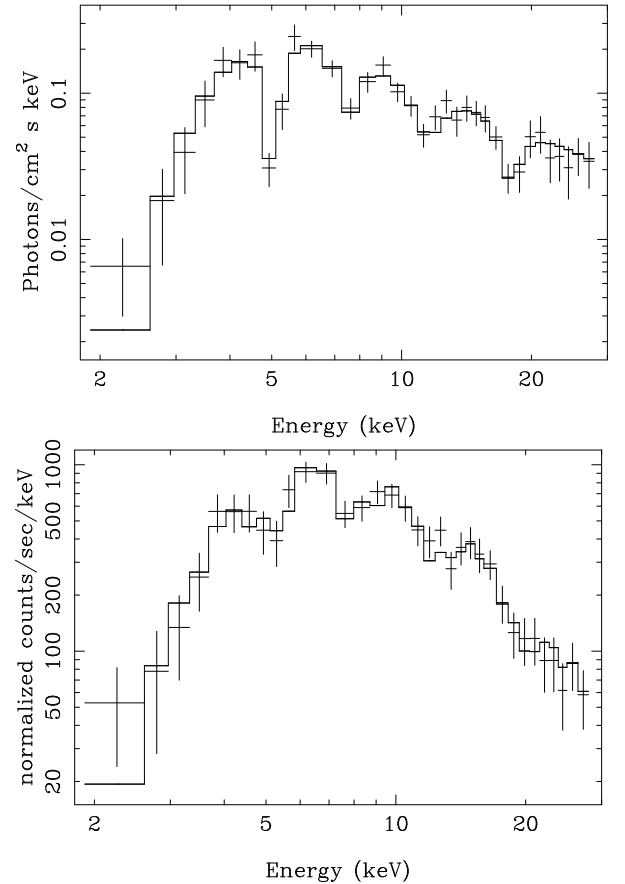


FIG. 3.— Spectrum and best-fit continuum model for the second precursor interval, with four absorption lines (*RXTE*/PCA 2–30 keV). *Bottom*: Pulse-height spectrum with the model predicted counts (histogram). *Top*: Model (histogram) and the estimated photon spectrum for the best fit model.

The presence of cyclotron features in SGRs would resolve a host of issues concerning the nature of these peculiar objects. SGRs have been considered as either ultra-magnetized neutron

stars powered by the dissipation of their own B -field (Duncan & Thompson 1992) or conventional neutron stars powered by accretion from a very faint companion or a fossil disk (Marsden et al. 2001). Here we discuss the implications of our observation in light of these models.

In a strong magnetic field and depending on the physical conditions in the emitting/absorbing matter, cyclotron features from electrons, protons and other ions could in principle be observed. Possibly atomic absorption lines could also be present; for example, red-shifted iron at 5 keV, but no model of generating such high flux and high temperature at a layer deeper than absorbing heavy atoms has been proposed.

In a typical neutron star with $B \approx 10^{12}$ G, as invoked in accretion-powered models, the fundamental electron cyclotron resonance lies at $E_e = 11.6(1+z)^{-1}(B/10^{12}\text{G})$ keV, where $(1+z)^{-1} = (1 - 2GM/Rc^2)^{1/2}$ is the gravitational red-shift factor at the star surface. Proton and α -particle resonances, on the other hand, would be undetectable in X-rays due to their very low energy ($E_{p,\alpha} \sim 2-5$ eV). Interpreting the 5.0 keV feature as an electron cyclotron resonance originating close to the surface of a typical $B \approx 10^{12} - 10^{13}$ G neutron star would require a very large gravitational red-shift $(1+z)^{-1} < 0.4$ (or $z > 1.5$), with mass-radius ratio $M/R > 0.3M_\odot/\text{km}$. Such values are inconsistent with neutron stars, for which $M/R < 0.23M_\odot/\text{km}$ as imposed by causality (Lattimer et al. 1990). Interestingly, these values are consistent with a more compact form of matter such as strange quark stars; however, no predictions for spectral features from such objects have been made yet (Cheng & Dai 1998; Zhang, Xu & Qiao 2000). Fields below 4×10^{11} G are ruled out since they imply $z < 0$.

For the 5.0 keV feature to be an electron cyclotron resonance from a neutron star with acceptable mass and radius, the surface magnetic field could only be in the narrow range $(5-7) \times 10^{11}$ G, in apparent contrast with plausible values for SGR 1806–20 ($B \sim 10^{13}$ G) within the accretion model (see Fig. 2 in Rothschild et al. 2000) and well below the average value in ordinary radio pulsars. The pulsar B -field distribution shows that $\sim 20\%$ of the population has $B \lesssim 6 \times 10^{11}$ G (e.g. Hartman et al. 1997; Regimbau & de Freitas Pacheco 2001). The rarity of SGRs as opposed to the larger population of pulsars with such a magnetic field also argues against this possibility.

Moreover, electron cyclotron features in the spectra of accreting pulsars show large thermal broadening ($\Delta E \approx$ a few keV) because of the low electron mass in comparison with those of ions. Although the physical conditions in SGRs are not necessarily the same as in X-ray pulsars, broadening of the cyclotron line is to be expected in any case for typical electron energies $\approx 1-10$ keV. For the 5.0 keV fundamental the estimated width would be $\Delta E \approx 1.5$ keV. On the contrary, the observed feature is much narrower ($\Delta E \approx 0.24$ keV). The 1 keV resolution of the PCA detector at 5 keV makes it difficult to precisely resolve features with widths $\lesssim 1$ keV. However, the 90% upper limit on the 5.0 keV feature width is 0.4 keV, still narrower than any known electron feature. All of the preceding considerations indicate that the interpretation of the observed 5.0 keV feature in terms of an electron cyclotron line seems unlikely, although it can not be completely ruled out on the basis of present data.

In the magnetar model ($B \gtrsim 10^{14}$ G), electron cyclotron lines lie at very high energy $E_e \gtrsim 1$ MeV, out of range of the *RXTE*/PCA, whereas proton and α -particle resonances come within reach, with fundamentals at $E_p = 6.3(1+z)^{-1}(B/10^{15}\text{G})$ keV

and $E_\alpha = 3.2(1+z)^{-1}(B/10^{15}\text{G})$ keV. In this picture, the 5.0 keV feature is plausibly a proton cyclotron fundamental with an implied magnetic field $B = 7.9 \times 10^{14}(1+z)$ G. For a typical neutron star with $M = 1.4M_\odot$ and $R = 10$ km, the surface field strength in SGR 1806–20 is $B = 1.0 \times 10^{15}$ G, in a very good agreement with the value ($B \sim 8 \times 10^{14}$ G) derived from the spin-down measure (Kouveliotou et al. 1998). The features at 11.2 keV and 17.5 keV are consistent with the second and third harmonics but with a slight deviation that may be due to emission from a region with different magnetic field and/or red-shift. Electron cyclotron features with slightly anharmonic spacing have been seen in transient X-ray sources (Heindl et al. 1999). Another possibility is that the 17.5 keV line is associated with the proton spin-flip transition at $E_p^S = 17.6(1+z)^{-1}(B/10^{15}\text{G})$ keV (Thompson 2000; Zane et al. 2001). However, this interpretation seems less plausible, since the rates for spin-flip transitions should contain an additional factor $E_p/m_p c^2 \ll 1$ with respect to transitions with conserved spin projection.

In recent years the growing evidence for the existence of magnetars has stimulated several studies on the presence of ion cyclotron features in the X-ray spectra of SGRs (Bezchastnov et al. 1996; Thompson 2000; Zane et al. 2001; Ho & Lai 2001). Our results on the energy and width of the fundamental feature are consistent with estimates by Zane et al. (2001). However, the continuum underlying cyclotron features reported here is either non-thermal or bremsstrahlung for $kT > 20$ keV and probably originates in the star's magnetosphere. In this respect, ion cyclotron lines may naturally form in the magnetar model of Thompson & Duncan (1995) as primary photons produced in the pair fireball cross an optically thick baryon loaded sheath, located at $\lesssim 2R$. The presence of hard photons with energy greater than the fundamental harmonic would also enhance the transitions between Landau levels and would thus makes cyclotron features stronger (Gnedin & Sunyaev 1974).

Similarly to proton cyclotron resonances, α -particle resonances could also be present. For the same value of B as implied by the observed proton fundamental, the α -particle second harmonic would overlap the proton fundamental and the third harmonic would be consistent with the observed feature at 7.5 keV. The α -particle fundamental would lie at 2.4 keV, too close to the lower end of the *RXTE*/PCA energy range to be separated from low-energy cut-off effects. Further observations with instruments possessing higher spectral resolution and lower bandpass energy could resolve the α -particle fundamental and confirm or disprove this conjecture.

Cyclotron features offer a new diagnostic tool for probing SGRs. Further analysis and new observations promise to shed new insights and broaden our understanding of these enigmatic objects. This will potentially open new avenues for testing quantum electrodynamics predictions and exploring new physical effects unique to ultra-strong magnetic fields, which is one of the main reasons why SGRs are distinctively important.

We thank K. Hurley and T. Strohmayer for their careful reading and important comments on this *Letter*. We are also grateful to G. Pavlov, C. Thompson, R. Duncan, and C. Miller for useful remarks and discussions. A.I.I. thanks S.S.H and the department of Physics at Univ. Manitoba for their hospitality where this work was partly done. S.S.H. acknowledges support from the Natural Sciences and Engineering Research Council (NSERC), and by a University Research Grant (URGP) at the

Univ. of Manitoba.

REFERENCES

- Atteia, J.-L. et al. 1987, *ApJ*, 320, L105
 Bezchastnov, V.G., Pavlov, G.G., Shibano, Y.A., & Zavlin, V.E. 1996, in Proc. Third Huntsville Gamma-Ray Burst Symp., Kouveliotou C., Briggs M.F. & Fishman J.G. Eds., AIP Conf. Proc. 384, p. 907 (Woodbury: New York)
 Cheng, K. S. & Dai, Z. G. 1998, *Phys. Rev. Lett.*, 80, 18
 Corbel, S. et al. 1997, *ApJ*, 478, 624
 Cusumano, G. et al. 1998, *A&A*, 338, L79
 Duncan, R., & Thompson, C. 1992, *ApJ*, 392, L9
 Eikenberry, S.S. et al. 2001, *ApJ*, 563, L133
 Gaensler, B.M., Slane, P.O., Gotthelf, E.V. & Vasisht, G. 2001, *ApJ*, 559, 963
 Gnedin, Y.N., & Sunyaev, R.A. 1974, *A&A*, 36, 379
 Hartman, J.W., Bhattacharya, D., Wijers, R. & Verbunt, F. 1997, *A&A*, 322, 477
 Heindl, W.A. et al. 1999, *ApJ*, 521, L49
 Ho, W.C.G., & Lai, D. 2001, *MNRAS*, 327, 1081
 Hurley, K. 2000, in Proc. Fifth Compton Symp., McConnell M.L. & Ryan J.M. Eds., AIP Conf. Proc. 510, p. 515 (Melville: New York)
 Hurley, K. et al., 1999a, *Nature*, 397, 41
 Hurley, K. et al., 1999b, *ApJ*, 523, L37
 Ibrahim, A.I. et al. 2001, *ApJ*, 558, 237
 Ibrahim, A.I. et al. 2002, *ApJ*, accepted
 Kouveliotou, C. et al. 1998, *Nature*, 393, 235
 Kouveliotou, C. et al. 1999, *ApJ*, 510, L115
 Kulkarni, S.R. et al. 1994, *Nature*, 368, 129
 Laros, J.G. et al. 1986, *Nature*, 322, 152
 Laros, J.G. et al. 1987, *ApJ*, 320, L111
 Lattimer, J.M., Prakash, M., Masak, D., Yahil, A. 1990, *ApJ*, 355, 241
 Marsden, D., Rothschild, R.E., & Lingenfelter, R.E. 1999, *ApJ*, 520, L107
 Marsden, D., Lingenfelter, R.E., Rothschild, R.E., & Higdon, J.C. 2001, *AJ*, 550, 397
 Mazets, E.P. et al. 1979, *Nature*, 282, 587
 Regimbau, T. & de Freitas Pacheco, J.A. 2001, *A&A*, 374, 182
 Rothschild R.E., Marsden, D., & Lingenfelter, R.E. 2000, in Proc. Fifth Huntsville Gamma-Ray Burst Symp., Kippen R.M., Mallozzi R.S., & Fishman G.J. Eds., AIP Conference Series, 526, p. 842 (Melville: New York)
 Santangelo, A. et al. 1999, *ApJ*, 523, L85
 Strohmayer, T.E., & Ibrahim, A. 2000, *ApJ*, 537, L111
 Thompson, C., & Duncan, R.C. 1995, *MNRAS*, 275, 255
 Thompson, C. 2000, in *The Neutron Star-Black Hole Connection*, ed. V. Connaughton, C. Kouveliotou, J. Van Paradijs & J. Ventura (NATO-ASI), in press, astro-ph/0010016
 Trümper, J. et al. 1978, *ApJ*, 219, L105
 Wheaton, W.A. et al. 1979, *Nature*, 282, 240
 Zane, S., Turolla, R., Stella, L., & Treves, A. 2001, *ApJ*, 560, 384
 Zhang, B., Xu, R. X., Qiao, G. J. 2000, *ApJ*, 545, 127