

The Duty Cycle of GRS 1915+105

O. Vilhu & D. Hannikainen

Observatory, University of Helsinki, Finland

Abstract. We propose a scenario for a periodic filling and emptying of the accretion disc of GRS 1915+105, by computing the mass transfer rate from the donor and comparing it with the observed accretion rate (see the full paper [3]). The binary parameters found by [1] predict evolutionary expansion of the donor along the giant branch with a conservative mass transfer rate $(1 - 2) \times 10^{-8} M_{\odot} \text{ yr}^{-1}$. This reservoir can support the present observed accretion rate with a duty cycle $0.05 - 0.1$ (the active time as a fraction of the total life time). The viscosity time scale at the circularization radius (15 solar radii from the primary $14 M_{\odot}$ black hole) is identified as the recurrent quiescent time during which a new disc is formed once consumed by the BH. For small viscosity ($\alpha = 0.001$) it equals to 300 – 400 years. The microquasar phase, with the duty cycle, will last around 10^7 years ending with a long-period black hole + white dwarf system.

1. Results

Greiner et al. [1] identified a K-M III giant as the mass-donating component of GRS 1915+105 in a 33.5 day orbit around a $14 M_{\odot}$ black hole (see Fig. 1). We assume that the donor fills its Roche lobe and that the mass loss is determined by evolutionary expansion along the giant branch, conserving total mass and angular momentum. The growth of the He-core, resulting in an increase of the radius, is determined by the luminosity due to hydrogen shell burning which depends completely on the core mass [2].

Assuming the donor mass is around $1.2 M_{\odot}$ it is rather easy to estimate the mass transfer from the donor $(1 - 2) \times 10^{-8} M_{\odot} \text{ yr}^{-1}$ (Fig. 2 and Table 1, for details see [3]).

The mean X-ray luminosity over the past 10 years ($1.2 \times 10^{39} \text{ erg s}^{-1}$ using a distance of 12.5 kpc, see Fig. 3) gives an accretion rate of $(0.2/\eta) 10^{-7} M_{\odot} \text{ yr}^{-1}$ onto the primary black hole where η is the conversion factor of mass infall into radiation ($L = \eta \dot{M} c^2$). Finally, the ratio (mass transfer/accretion) gives the duty cycle **(0.05 - 0.1)**($\eta/0.1$), the active time as a fraction of the total life time.

We suggest that the quiescent OFF-time is the viscosity time scale at the circularization radius (15 solar radii from the BH) where the local Keplerian angular momentum equals to that in the L1-point. For small α ($= 0.001$) the time scale equals to 300 – 400 years. In this particular case the present active phase may last 10 – 20 years more.

The whole microquasar phase may have started when the secondary made its first contact with its Roche lobe just after finishing the main sequence phase or while crossing the Hertzsprung gap, in a 10-day binary. The final end product

after 10^7 years will probably be a long-period detached white dwarf – black hole system.




Figure 1. BinSim view of GRS 1915+105 (courtesy of Panu Muhli). BinSim was created by Rob Hynes (www.astro.soton.ac.uk). The low-mass K-giant donor fills its Roche lobe in a 33.5 day orbit around the $14 M_{\odot}$ primary black hole. The disc extends up to four times the circularization radius (twice angular momentum there) and may represent maximum filling of the disc and the start of the duty cycle.

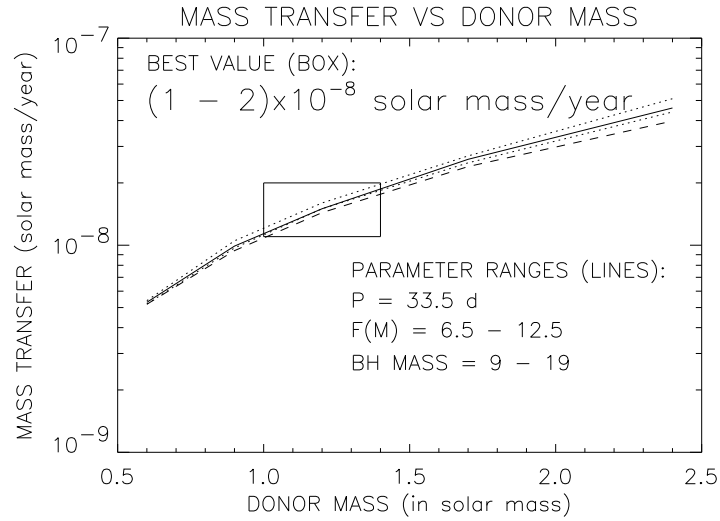


Figure 2. Computed mass transfer rate from the donor depending on its assumed mass. The box shows the mass range suggested by Greiner et al.

Donor parameters							
Sp	M_K	M_{He}	L	R	\dot{M}	a	R_{circ}
K6	-2.6	0.28	77	21	$1.5 \cdot 10^{-8}$	108	14
K5-M1	-2.2 - -2.7	0.26 - 0.29	50 - 100	17 - 27	$5 \cdot 10^{-9} - 5 \cdot 10^{-8}$	95 - 115	12 - 18

TABLE 1. The first line gives the computed parameters for a $1.2 M_\odot$ donor (in solar units, \dot{M} is given in $M_\odot \text{ yr}^{-1}$). The second line gives the ranges if the donor mass is varied between $0.6 - 2.4 M_\odot$, within the mass function limit. Sp = spectral type, M_K = absolute K-magnitude, M_{He} = mass of the He-core, L = luminosity, R = radius, \dot{M} = mass transfer from the donor, a = binary separation, R_{circ} = circularization radius.

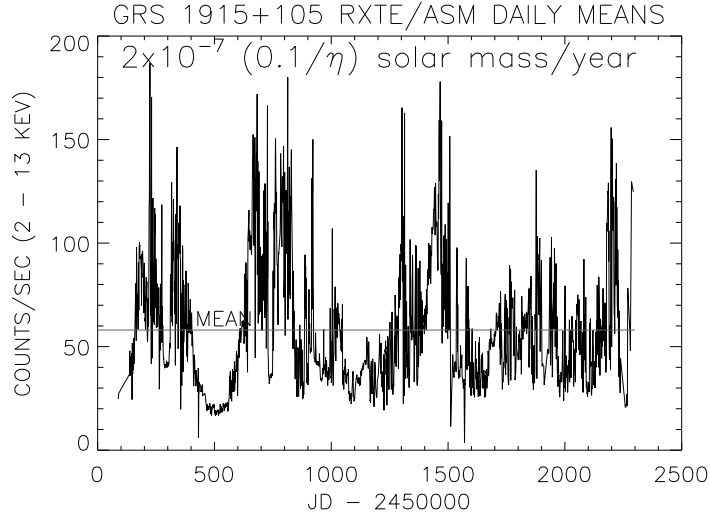


Figure 3. ASM light curve of GRS 1915+105. The text gives the mean accretion rate onto the primary BH where η is the conversion of mass infall into radiation.

Acknowledgments

This research is part of the consortium ‘High Energy Astrophysics and Space Astronomy’ financed by the Academy of Finland and the Finnish Technology Agency TEKES within the framework of the Space Research program ANTARES.

References

1. Greiner J., Cuby I.G. & McCaughrean M.J., 2001, astro-ph/0111538.
2. Webbink, R.F., Rappaport, S. & Savonije G.J. 1983, ApJ **270**, 678.
3. Vilhu, O. 2001, Astronomy and Astrophysics (in press), astro-ph/0204146