

Flat Spectrum X-ray Emission from the Direction of a Molecular Cloud Associated with SNR RX J1713.7–3946

Yasunobu UCHIYAMA and Tadayuki TAKAHASHI

Institute of Space and Astronautical Science, 3-1-1 Yoshinodai, Sagami-hara, Kanagawa 229-8510
uchiyama@astro.isas.ac.jp

and

Felix A. AHARONIAN

Max-Planck-Institut für Kernphysik, Postfach 103980, D-69029 Heidelberg, Germany

(Received 2002 February 28; accepted 2002 August 2)

Abstract

We report the discovery of a hard X-ray source with *ASCA* from the direction of a molecular cloud in the vicinity of the TeV-emitting supernova remnant RX J1713.7–3946. The hard X-ray source, with an angular extent of $\sim 10'$, is located within the error box of the unidentified EGRET source 3EG J1714–3857. The energy spectrum (1–10 keV) shows a flat continuum which is described by a power-law with photon index $\Gamma = 1.0^{+0.4}_{-0.3}$. We argue that this unusually flat spectrum can be best interpreted in terms of characteristic bremsstrahlung emission from the ionization-loss-flattened distribution of either sub-relativistic protons or mildly-relativistic electrons. The strong shock of the supernova remnant RX J1713.7–3946, which presumably interacts with the molecular cloud, as evidenced by observations of two rotational transition of CO molecules, seems to be a natural site of acceleration of such sub- or mildly-relativistic nonthermal particles. However, the observed X-ray luminosity of $L_X = 1.7 \times 10^{35} \text{ erg s}^{-1}$ (for a kinematic distance to the cloud of 6 kpc) requires that a huge kinetic energy of about 10^{50} erg is released in the form of nonthermal particles within the cloud. The shock-acceleration at RX J1713.7–3946 barely can satisfy this energetic requirement, unless we speculate that (i) the source is located much closer than the currently believed distance of 6 kpc and/or (ii) the mechanical energy of the supernova explosion essentially exceeds the canonical value of 10^{51} erg . Another possibility would be that an essential part of the “lost” energy, i.e. the energy of particles that goes to the ionization and heating of the ambient medium, is somehow converted to plasma waves, which return this energy to nonthermal particles through their turbulent reacceleration on plasma waves. Irrespective of mechanisms responsible for production of high-energy particles, the flat X-ray emission seems to be a signature of a new striking energetic phenomenon in molecular clouds.

Key words: acceleration of particles — radiation mechanisms: non-thermal — ISM: cosmic rays — ISM: supernova remnants — X-rays: individual (RX J1713.7–3946)

1. Introduction

Supernova remnants (SNRs) are commonly believed to be major site of production of Galactic cosmic rays. The diffusive shock acceleration mechanism naturally accounts for the hard power-law production spectra of cosmic rays in their sources, but, as long as the particle injection rate remains an unsolved problem, the theory does not tell us conclusively what fraction of initial kinetic energy of explosion can be transferred to cosmic rays (see e.g. the recent review by Malkov & Drury 2001). Therefore it is extremely important to derive the total energy contained in subrelativistic and relativistic particles from observations of relevant components of nonthermal electromagnetic radiation.

Radio synchrotron emission provides information about GeV electrons in most shell-type SNRs. Synchrotron X-ray emission recently discovered in SN 1006 (Koyama et al. 1995) and some other shell-type SNRs indicates that the electron acceleration continues effectively up to multi-TeV energies. It is believed, however, that the accelerated pro-

tons constitute the major fraction of nonthermal energy to which the mechanical energy of supernova explosion is transferred through the shock acceleration. The best way to explore the proton component of accelerated particles in SNRs is the detection of gamma-rays by the decay of π^0 mesons produced in collisions between cosmic ray protons and ambient matter (Drury et al. 1994; Naito & Takahara 1994). The detection of gamma-rays of hadronic origin from SNRs by current and planned space- and ground-based instruments requires high density environments in or close to the particle acceleration sites. Large molecular clouds interacting with shells of SNRs may act as effective gas targets for production of π^0 mesons and their subsequent decay to high energy gamma-rays (Aharonian et al. 1994). Recently it has been claimed (Butt et al. 2001) that there exists compelling positional association of the unidentified γ -ray source 3EG J1714–3857 with a dense molecular cloud (cloud A) overtaken, most probably, by the shock front of the SNR RX J1713.7–3946 (G347.3–0.5). Moreover, it has been argued that the TeV gamma-rays from this SNR detected by the CANGAROO

collaboration also are result of interactions of accelerated protons with nearby dense gas targets (Enomoto et al. 2002), though Reimer & Pohl (2002) argued that this interpretation seems inconsistent with EGRET observations of this region.

The flux of the subrelativistic component of the accelerating protons is generally inconclusive both on observational and theoretical grounds, but it is quite possible that this component dominates total energetics of non-thermal particles. Unfortunately, subrelativistic protons arriving at the Earth are not representative sample of the cosmic ray flux in the Milky Way owing to the effect of solar modulation. Ionization losses of these particles play an important role in heating both diffuse neutral gas and molecular cloud, and in generating free electrons in molecular clouds, which are crucial for interstellar chemistry. It is therefore of great importance to measure the energy released in the form of subrelativistic particles by cosmic ray accelerators.

The ideal diagnostic tool to probe the subrelativistic cosmic rays is the nuclear prompt γ -ray line emission at MeV energies (Ramaty & Lingenfelter 1979). However, conservative estimates show that the fluxes of even most prominent γ -ray lines are only marginally detectable because of limited sensitivities of gamma-ray instruments in the MeV band. On the other hand, as we discuss below, the search for the sites of concentration of subrelativistic protons using bremsstrahlung X-rays could be very promising with the help of superior sensitivities of current X-ray detectors, even though only a small fraction ($\sim 10^{-5}$) of the nonthermal energy of subrelativistic protons and electrons is radiated away in the form of bremsstrahlung X-rays. Remarkably, if the subrelativistic cosmic rays reside in a dense gas environment, the ionization losses result in significant flattening of the low-energy spectra, and thus leading to the characteristic " $1/\varepsilon$ " type bremsstrahlung X-ray spectrum (Uchiyama et al. 2002). Such an unusually hard X-ray spectrum may serve as a distinct signature of nonthermal bremsstrahlung origin of X-ray emission.

In our previous paper (Uchiyama et al. 2002) we reported the detection of hard X-rays from a localized region in the SNR γ Cygni, which we attributed to the $1/\varepsilon$ bremsstrahlung from loss-flattened electron distribution. In this paper we report a more pronounced example of such hard X-radiation arriving from a massive cloud in the vicinity of SNR RX J1713.7–3946.

2. SNR RX J1713.7–3946

2.1. Basic information from previous studies

The shell-type SNR RX J1713.7–3946 (G347.3–0.5), which has an angular radius of about $40'$, was first discovered during the *ROSAT* All-Sky Survey (Pfeffermann & Aschenbach 1996). The detection of synchrotron X-ray emission with *ASCA* (Koyama et al. 1997; Slane et al. 1999) revealed that the remnant's shell is an active (presently operating) source of multi-TeV electrons, which are responsible for the synchrotron X-rays. Moreover,

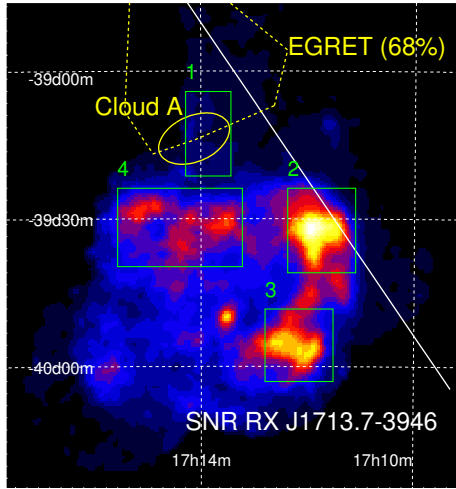
the TeV γ -rays detected by the CANGAROO collaboration from this supernova remnant (Muraishi et al. 2000; Enomoto et al. 2002) provide direct evidence of acceleration of particles, electrons and/or protons, to energies well beyond 10 TeV. This SNR is very faint at radio wavelengths. Based on the lack of thermal X-ray emission, the supernova shock is considered to be expanding in a low-density environment, such as a stellar wind cavity (Slane et al. 1999).

The distance d , age τ , and the explosion energy $E_{51} = E/10^{51}$ erg are three important parameters for understanding the origin of nonthermal radiation components. At the perimeter of RX J1713.7–3946, there is a dense ($n \sim 1 \times 10^3 \text{ cm}^{-3}$) molecular cloud (cloud A) that seems to have a very high ratio of two rotational transition lines of CO molecules, $\text{CO}(J=2-1)/\text{CO}(J=1-0)$. This suggests interaction between the cloud A and the SNR RX J1713.7–3946 (Slane et al. 1999; Butt et al. 2001). The distance to cloud A ($V_{\text{LSR}} = -94 \text{ km s}^{-1}$) is kinematically estimated to be 6.3 ± 0.4 kpc by using the standard Galactic rotation curve (Slane et al. 1999). Thus if the molecular cloud and the supernova remnant are indeed *physically* associated, the distance to RX J1713.7–3946 could be significantly larger than the original estimate of about 1 kpc based on the column density measurements (Koyama et al. 1997). For the preferred distance to the source of about 6 kpc, a reasonable set of the age and the explosion energy of RX J1713.7–3946 is in the ranges 18,700–40,600 yr and $E_{51} = 2.2\text{--}1.7$ (Slane et al. 1999). However, a different solution of a distance $d = 2$ kpc, with the remnant's age of 2100–3400 yr and the SN explosion energy of $E_{51} = 1.4\text{--}2.2$, cannot be ruled out. The smaller distance and correspondingly younger remnant agree better with the hypothesis of Wang et al. (1997) who argued that RX J1713.7–3946 could be a likely counterpart of the guest star of 393 A.D. in the constellation Scorpius.

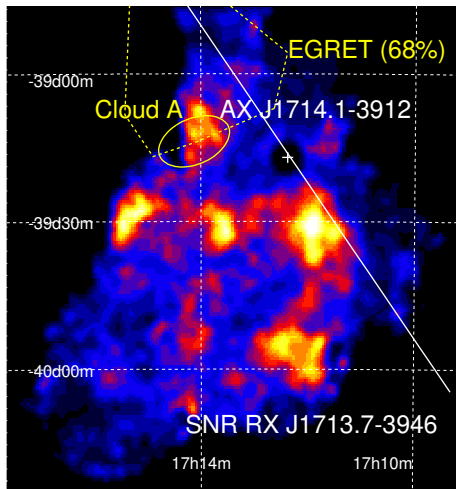
2.2. ASCA analysis

The SNR RX J1713.7–3946 was partially observed with the *ASCA* satellite on September 1996 and the most part of the remnant was covered on March 1997. The data were screened by standard procedures, except that strict rise-time screening was not applied to the data taken on March 1997 because of the chosen operation mode. Below we discuss the results from the Gas Imaging Spectrometer (GIS) by adding two identical detectors (GIS2 and GIS3).

Figure 1 shows the X-ray images in the soft 1–3 keV and hard 5–10 keV energy bands focusing on the northern part of RX J1713.7–3946 where the interaction with cloud A appears to be taking place. After the subtraction of instrumental background and the correction of vignetting effect, images are smoothed with a Gaussian of standard deviation of $0.75'$ and $1.0'$ for the soft and hard band, respectively. As it has been noted by previous studies (Koyama et al. 1997; Slane et al. 1999), shell-like synchrotron X-ray images (region 2–4) are seen in both energy bands. In addition to region 2–4, the hard band image clearly shows existence of an extended source (region 1) to the direction of the cloud A, although it is



(a) ASCA GIS 1–3 keV



(b) ASCA GIS 5–10 keV

Fig. 1. X-ray surface brightness (color map linearly spaced from black to white) of the SNR RX J1713.7–3946 in (a) 1–3 keV and (b) 5–10 keV energy bands obtained with the ASCA GIS detectors. Right ascension and declination are in the J2000 coordinate system. A white thick line represents the Galactic plane. A transient X-ray source (Koyama et al. 1997) is blanked out [a white cross in (b)]. Depicted are the 68% confidence error contour of the EGRET unidentified source 3EG J1714–3857 (Butt et al. 2001), and the approximate outline of cloud A based on the CO($J=1-0$) intensity integrated over the velocity range -100 to -50 km/s (Bronfman et al. 1989).

barely seen in the soft band because of the diffuse X-ray emission along the Galactic plane. Approximate center of this new source is at a celestial coordinate (J2000) of $R.A.=17^{\text{h}}14^{\text{m}}7.0^{\text{s}}$, $decl.= -39^{\circ}12'12.0''$. We thus refer to this source as AX J1714.1–3912. The count rate in the 5–10 keV band of AX J1714.1–3912 is 0.029 c s^{-1} which

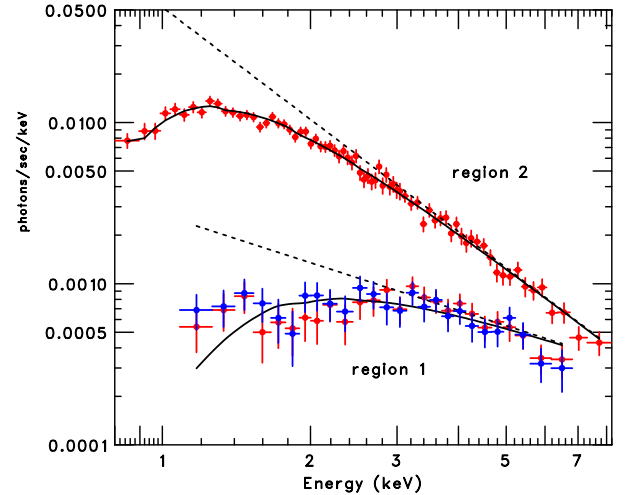


Fig. 2. Unfolded X-ray spectra of region 1 (AX J1714.1–3912) and region 2 measured by the ASCA GIS detectors (red crosses). Solid lines are the best-fit power-law models taking account the photoelectric absorption at lower energies (see Table 1), while dashed lines are absorption-corrected power-law spectra. For illustrative purposes, we show the X-ray spectra of region 1 being derived by using an alternative background field (blue crosses).

corresponds to 34σ statistical significance in excess of the background in this region. The total number of source photons detected in the 1–10 keV band is derived as 3340. Unfortunately, the source lies very near the edge of the observed field. It is therefore difficult to determine any extent of the source, which is distorted by the off-axis broad PSF of the telescope.

The X-ray spectrum of each region (1–4) is derived by subtracting contributions from the Galactic diffuse emission taken from a nearby field, and then fitted with a photoelectric-absorbed power-law model described as $I(\varepsilon) \propto \varepsilon^{-\Gamma} \times \exp(-N_{\text{H}}\sigma(\varepsilon))$, where Γ is a photon index, $\sigma(\varepsilon)$ is the photoelectric cross-section, and N_{H} is equivalent hydrogen column density. All four spectra are well-fitted by these simple models. The best-fit parameters and their 90% confidence limits are summarized in Table 1. The energy spectra and the best-fit models of region 1 (AX J1714.1–3912) and region 2 are shown in Figure 2. Attempts at fitting a thermal-bremsstrahlung model with absorption to the region 1 spectrum give a lower limit temperature of 35 keV (90% confidence), which is unreasonably high for SNRs.

The power-law indices in region 2–4, $\Gamma = 2.1\text{--}2.3$, are consistent with previous measurements and are best explained by the synchrotron radiation from ultrarelativistic electrons. At the same time, the spectrum of AX J1714.1–3912 is best fitted by an extremely flat power-law model with $\Gamma = 1.0^{+0.4}_{-0.3}$. Within the statistical uncertainties, the absorbing column density for region 1 agrees with that obtained for region 2–4, as well as with the total column density of the Galaxy in this direction.

3. Discussion

Table 1. Spectral Fits to the *ASCA* data

Region	N_{H} 10^{22} cm^{-2}	Γ	$F_{1-10 \text{ keV}}$ $10^{-11} \text{ erg cm}^{-2} \text{ s}^{-1}$	$\chi^2_{\nu}(\nu)$
region 1	$1.28^{+1.00}_{-0.70}$	$0.98^{+0.44}_{-0.34}$	$4.0^{+0.4}_{-0.3}$	1.11(23)
region 2	$0.68^{+0.07}_{-0.06}$	2.31 ± 0.07	13.7 ± 0.4	0.72(71)
region 3	0.69 ± 0.05	2.29 ± 0.06	11.0 ± 0.3	0.98(87)
region 4	0.49 ± 0.05	$2.13^{+0.06}_{-0.05}$	15.5 ± 0.3	0.72(85)

Note. — Best-fit parameter values and 90% confidence intervals; N_{H} is equivalent hydrogen column density, Γ is photon index, and $F_{1-10 \text{ keV}}$ is the unabsorbed flux in the 1–10 keV band. χ^2_{ν} is the reduced chi-square for the best-fit model and ν is the number of degrees of freedom of the fit. Region 1–4 are schematically indicated by the boxes in Fig.1.

3.1. On the origin of flat X-ray emission

We have discovered a new X-ray source AX J1714.1–3912, with an extent of about $10'$, the energy spectrum of which is described by an extremely flat power-law with photon index $\Gamma = 1.0^{+0.4}_{-0.3}$. The X-ray luminosity of the source is estimated as $L_X = 1.7 \times 10^{35} d_6^2 \text{ erg s}^{-1}$ where d_6 is the distance to the source normalized to 6 kpc. Actually, for the ε^{-1} type spectrum the X-ray luminosity increases linearly with the high-energy cutoff ε_{cut} , $L_X \propto \varepsilon_{\text{cut}}$. Therefore the above estimate should be considered as a lower limit for the luminosity. To our knowledge, such a spectral feature cannot be attributed to any of known X-ray source populations. It cannot be described by radiation of thermal gas, unless we assume extremely hot optically thin plasma with temperature significantly exceeding 10 keV. Since formation of such a thermal source seems quite problematic, given its extended character, below we assume that the X-radiation has non-thermal origin. AX J1714.1–3912 has close spatial association with a molecular cloud, called cloud A (see Figure 1). In the following discussion, therefore, we assume that the X-ray emission actually comes from the cloud A. If so, this would be the first case with such a strong nonthermal activity observed in a molecular cloud.

Nonthermal particles that are illuminating cloud A in the X-ray band could be supplied by either internal or external accelerators. A potential candidate for the external accelerator is the strong shock of the SNR RX J1713.7–3946 which is likely to interact with the cloud A as it is indicated by a very high ratio of CO transitions ($J=2-1$)/CO($J=1-0$) (Slane et al. 1999; Butt et al. 2001). The particles can be accelerated in the shell of RX J1713.7–3946 and afterwards enter the cloud A, given that the shell is an undoubtful site of particle acceleration as it follows from synchrotron X-ray observations. On the other hand, it is possible that particle acceleration takes place also at the secondary shocks inside (or in the vicinity of) the cloud initiated by the main shock of RX J1713.7–3946. And finally, if there is no *physical* link between the cloud A and SNR RX J1713.7–3946, this would imply internal accelerators residing inside the molecular cloud. Presently we cannot exclude any of these possibilities, although the

preferred option seems to be the “cloud interacting with SNR” scenario.

Formally, there are several options also for the nonthermal X-ray production mechanisms – synchrotron radiation, inverse Compton (IC) scattering, and sub- or trans-relativistic electron and/or proton bremsstrahlung. But here more definite conclusions can be drawn.

3.2. Difficulties in synchrotron and IC processes

Synchrotron X-ray emission by multi-TeV electrons could not explain the flat X-ray spectrum. Because of the fast synchrotron cooling on timescale $\tau_{\text{syn}} \sim 150 (\varepsilon/5 \text{ keV})^{-1/2} \text{ yr}$ (for a magnetic field of $25 \mu\text{G}$ typical in molecular clouds), the photon index of the synchrotron spectrum at X-ray energies is $\Gamma = \alpha_e/2 + 1$, where $\alpha_e \sim 2-2.2$ is the electron acceleration index. Thus, the differential spectrum of synchrotron X-radiation cannot be flatter than ε^{-2} . Note, that the power-law fits of X-ray spectra of regions 2–4 ($\Gamma = 2.1-2.3$) agree qualitatively with the synchrotron origin of X-rays from these regions.

Inverse Compton (IC) scattering is precluded by low brightness of synchrotron radio emission. Relatively low energy (GeV) electrons that produce X-rays via scattering off the cosmic microwave background photons, emit also synchrotron radiation at radio frequencies. Thus, assuming that the X-ray flux is due to the IC scattering, we can calculate the radio flux density of the associated synchrotron emission. Namely, for the magnetic field of $25 \mu\text{G}$ the latter is expected at the level of 10^4 Jy at 843 MHz, which is higher, by three orders of magnitudes, than the upper limit on the radio flux from the direction of cloud A (Slane et al. 1999). Therefore we can safely exclude the IC origin of the observed X-radiation.

3.3. $1/\varepsilon$ bremsstrahlung

X-rays can be produced through the bremsstrahlung of suprathermal electrons and/or protons interacting with the ambient gas. The energy spectrum, for either accelerated protons or electrons distributed within the cloud, is characterized by the position of the break energy, E_{br} , which is set by equating the lifetime against the ionization losses and the age of accelerator, $\tau_{\text{ion}} = \tau_{\text{age}}$. At energies below E_{br} , for which $\tau_{\text{ion}} < \tau_{\text{age}}$, the present-day particle spectrum becomes “loss-flattened” due to the ionization losses (Uchiyama et al. 2002). As a result, the bremsstrahlung spectrum of these particles obey a characteristic energy distribution close to $I(\varepsilon) \propto 1/\varepsilon$, i.e. with photon index $\Gamma \simeq 1$, provided that the subrelativistic particle becomes harder than $E^{-1/2}$. Almost independent of the details of the acceleration spectrum, this criterion could be satisfied by the loss-flattened energy spectrum below the break energy E_{br} which is controlled by the density of the cloud n and the source age τ_{age} . For assumed values of $n = 10^3 \text{ cm}^{-3}$ and $\tau_{\text{age}} = 10^3 \text{ yr}$, the break appears at $E_{\text{p,br}} \simeq 20 \text{ MeV}$ in the proton spectrum, and correspondingly at $\varepsilon_{\text{p,br}} = (m_e/m_p)E_{\text{p,br}} \simeq 11 \text{ keV}$ in the proton bremsstrahlung spectrum. On the other hand, the breaks are $E_{\text{e,br}} = \varepsilon_{\text{e,br}} \simeq 7 \text{ MeV}$ for electrons. At photon energies anywhere below ε_{br} , the characteristic $1/\varepsilon$

power-law is predicted. Note that the $1/\varepsilon$ bremsstrahlung photons below ε_{br} are produced predominantly by particles in a narrow energy interval around E_{br} . Thus, the spectral shape of the flat X-ray spectrum of AX J1714.1–3912 agrees perfectly with the $1/\varepsilon$ emission of either proton bremsstrahlung (PB) or electron bremsstrahlung (EB) from the loss-flattened distribution.

The PB and EB mechanisms for X-rays are expected to give rise to same $1/\varepsilon$ spectrum, but there is an essential difference in the position of the break energy in the corresponding photon spectra. Whereas the PB luminosity peaks at (hard) X-rays, the EB peaks at gamma-rays with energy of 7 MeV for the relevant parameters. In the case of the $1/\varepsilon$ EB emission, the photon flux per each logarithmic interval in photon energy anywhere up to 7 MeV is constant. Then, the observed X-ray flux of 4×10^{-3} photons $\text{cm}^{-2} \text{s}^{-1}$ in the 1–10 keV band implies that the 1–10 MeV photon flux should be comparable to the Crab. This is inconsistent with non-detection by the COMPTEL instrument (Schoenfelder et al. 1996) onboard the *Compton Gamma Ray Observatory* (CGRO). Moreover, unless we introduce a sharp cutoff in the electron distribution at energies around 100 MeV, the EB model overshoots also the γ -ray flux reported by the EGRET instrument. Therefore we may conclude that the gamma-ray data favor the proton bremsstrahlung, rather than the electron bremsstrahlung scenario.

3.4. Energetics requirement of $1/\varepsilon$ bremsstrahlung

The X-ray luminosity of the $1/\varepsilon$ bremsstrahlung emission of either protons or electrons can be estimated as

$$L_X \sim \eta_{\text{p,e}} \left(\frac{W_{\text{p,e}}}{\tau_{\text{age}}} \right), \quad (1)$$

where W is the total amount of kinetic energy contained in X-ray emitting particles, τ_{age} is the age of the source (accelerator), and $\eta = \tau_{\text{ion}}/\tau_{\text{brem}}$. Here we take into account that the bulk of X-rays are produced by particles from the break region, thus $\tau_{\text{age}} = \tau_{\text{ion}}$. For the parameters chosen above, $\eta_{\text{p}} = 3 \times 10^{-5}$ and $\eta_{\text{e}} = 9 \times 10^{-5}$. These factors demonstrate the low efficiency of the bremsstrahlung mechanism relative to the ionization losses, implying huge, $\dot{W}_{\text{p}} = 5.6 \times 10^{39} d_6^2 \text{ erg s}^{-1}$ and $\dot{W}_{\text{e}} = 1.9 \times 10^{39} d_6^2 \text{ erg s}^{-1}$ injection power in protons and electrons, respectively. Note that these numbers do not depend on the gas density. Correspondingly, the total amounts of energy released during operation of the accelerator are $W_{\text{p}}^{\text{sub}} = 1.8 \times 10^{50} d_6^2 (\tau_{\text{age}}/10^3 \text{ yr}) \text{ erg}$ and $W_{\text{e}} = 7.2 \times 10^{49} d_6^2 (\tau_{\text{age}}/10^3 \text{ yr}) \text{ erg}$.

If the particles are accelerated in the shell of SNR RX J1713.7–3946, and only a relatively small (10 percent or so) fraction of these particles enters the cloud A, the total kinetic energy, which is transferred to subrelativistic protons presumably by the entire SNR shock, should be at least 10^{51} erg ; the electron bremsstrahlung model alleviates the total energy by a factor of about 3. Given the limited energy budget of a supernova shock of about 10^{51} erg , we face a serious problem to support the required nonthermal luminosity, unless the system is closer to the

Earth than estimated by the radial velocity of the cloud A. For example, a distance of about 2 kpc, would reduce the energy requirement to a quite comfortable level of about $\simeq 2 \times 10^{50} \text{ erg}$. Several other scenarios may be invoked to overcome the energy budget problem. The simplest assumption would be that the explosion energy significantly exceeds 10^{51} erg and more than 10% of this energy is released in the form of subrelativistic particles. It is also possible that the nonthermal particles are accelerated inside the cloud, e.g. by the shock initiated at the collision of the blast wave of RX J1713.7–3946 with the cloud A (Bykov et al. 2000). Finally, we may speculate that the essential part of energy which goes into the ionization and heating of the ambient gas, and also excitation of plasma waves, is returned to subrelativistic protons through acceleration on these plasma waves. Apparently, all these assumptions need detailed quantitative studies.

The unidentified gamma-ray source 3EG J1714–3857 from the third EGRET catalog (Hartman et al. 1999) is located quite close to cloud A (Butt et al. 2001). The flat X-ray source AX J1714.1–3912 is also located within the error box of 3EG J1714–3857. The GeV γ -ray flux may be explained by the π^0 gamma-rays by collisions between the shock-accelerated protons and cloud A. Butt et al. (2001) argued that the electron bremsstrahlung origin for the GeV flux is less likely because of the faint synchrotron radio emission of cloud A. The total energy liberated in γ -rays through decay of neutral pions is roughly estimated as $L_{\gamma} \sim (1/3) \sigma_{\text{pp}} n c W_{\text{p}}^{\text{rel}}$ where $\sigma_{\text{pp}} \simeq 30 \text{ mb}$ is the proton-proton inelastic cross-section, and $W_{\text{p}}^{\text{rel}}$ is the energy content in GeV protons, within cloud A. The EGRET luminosity $L_{\gamma} = 6.5 \times 10^{35} d_6^2 \text{ erg s}^{-1}$ corresponds to $W_{\text{p}}^{\text{rel}} = 2.2 \times 10^{48} d_6^2 (n/10^3 \text{ cm}^{-3})^{-1} \text{ erg}$. Thus, with the proton-bremsstrahlung model for AX J1714.1–3912, the energy content in subrelativistic protons far exceeds that in relativistic protons, $W_{\text{p}}^{\text{sub}} \simeq 80 W_{\text{p}}^{\text{rel}}$. In this case it would appear that the associated acceleration/injection mechanisms allow a small fraction of protons to be accelerated to relativistic energies. Another possibility could be that the bulk of accelerated relativistic protons have already diffused away from the cloud, while the subrelativistic protons are still captured within the molecular cloud.

We thank V. Dogiel for useful discussions, and also thank an anonymous referee for critical comments. We are grateful to all members of the *ASCA* team. Y.U. is supported by the Research Fellowships of the Japan Society for the Promotion of Science for Young Scientists.

References

- [Aharonian, Drury, & Völk(1994)] Aharonian, F.A., Drury, L.O’C., & Völk, H.J. 1994, A&A, 285, 645
- [Bronfman et al.(1989)] Bronfman, L., Alvarez, H., Cohen, R.S., & Thaddeus, P. 1989, ApJS, 71, 481
- [Butt et al.(2001)] Butt, Y.M., Torres, D.F., Combi, J.A., Dame, T., & Romero, G. 2001, ApJL, 562, 167
- [Bykov et al.(2000)] Bykov, A.M., Chevalier, R.A., Ellison, D.C., & Uvarov, Yu.A. 2000, ApJ, 538, 203

- [Drury, Aharonian, & Völk(1994)] Drury, L.O'C., Aharonian, F.A., & Völk, H.J. 1994, A&A, 287, 959
- [Enomoto et al.(2002)] Enomoto, R., Tanimori, T., Naito, T., Yoshida, T., Yanagita, S., Mori, M., Edwards, P.G., et al. 2002, Nature, 416, 823
- [Hartman et al.(1999)] Hartman, R.C., Bertsch, D.L., Bloom, S.D., Chen, A.W., Deines-Jones, P., Esposito, J.A., Fichtel, C.E., Friedlander, D.P., et al. 1999, ApJS, 123, 79
- [Koyama et al.(1995)] Koyama, K., Petre, R., Gotthelf, E.V., Hwang, U., Matsuura, M., Ozaki, M., & Holt, S.S. 1995, Nature, 378, 255
- [Koyama et al.(1997)] Koyama, K., Kinugasa, K., Matsuzaki, K., Nishiuchi, M., Sugizaki, M., Torii, K., Yamauchi, S., Aschenbach, B. 1997, PASJ, 49, L7
- [Malkov & Drury(2001)] Malkov, M.A., & Drury, L.O'C. 2001, Rep. Prog. Phys., 64, 429
- [Muraishi et al.(2000)] Muraishi, H., Tanimori, T., Yanagita, S., Yoshida, T., Moriya, M., Kifune, T., Dazeley, S.A., Edwards, P.G., et al. 2000, A&A, 354, L57
- [Naito & Takahara(1994)] Naito, T. & Takahara, F. 1994, J. Phys. G.: Nucl. Part. Phys., 20, 477
- [Reimer & Pohl(2002)] Reimer, O., & Pohl, M. 2002, A&A, 390, L43
- [Pfeffermann & Aschenbach(1996)] Pfeffermann, E., & Aschenbach, B. 1996, in Röntgenstrahlung from the Universe, ed H. H. Zimmermann, J. Trümper, & H. Yorke (MPE Rep. 263) 267
- [Ramaty & Lingenfelter(1979)] Ramaty, R. & Lingenfelter, R.E. 1979, Nature, 278, 127
- [Schönfelder et al.(1996)] Schönfelder, V., Bennett, K., Bloemen, H., Diehl, R., Hermsen, W., Lichti, G., McConnell, M., Ryan, J., et al. 1996, A&AS, 120, 13
- [Slane et al.(1999)] Slane, P., Gaensler, B.M., Dame, T.M., Hughes, J.P., Plucinsky, P.P., Green, A. 1999, ApJ, 525, 357
- [Uchiyama et al.(2002)] Uchiyama, Y., Takahashi, T., Aharonian, F.A., & Mattox, J.R. 2002, ApJ, 571, 866
- [Wang et al.(1997)] Wang, Z.-R., Qu, Q.-Y., & Chen, Y. 1997, ApJL, 318, 59