

Dynamical limits on galactic winds, halo machos and intergalactic globular clusters

HongSheng Zhao ¹

Institute of Astronomy, Cambridge, CB3 0HA, UK

ABSTRACT

We argue that any violent galactic winds following early epoch of star bursts would significantly weaken the potentials of galaxies, and leave lasting signatures such as a lowered dark halo density and preferentially radial/escaping orbits for halo tracers such as globular clusters. A galaxy is disintegrated if more than half of its dynamical mass is blown off. The presence of dense halos in galaxies and the absence of intergalactic/escaping globulars should imply an upper limit on the amount of baryons lost in galactic winds around 4% of the total mass of the galaxy. This translates to limits on the baryons participating the early star bursts and baryons locked in stellar remnants, such as white dwarfs. The amount of halo white dwarfs claimed in recent proper motion searches and microlensing observations in the Galactic halo are too high to be consistent with our dynamical upper limits. Similar arguments also imply upper limits for the amount of neutron stars and stellar black holes, in galaxy halos. Nevertheless, a milder outflow is desirable, especially in dwarf galaxies, both for lowering their cold dark matter central density and for injecting metals to the intergalactic medium.

Subject headings: Galaxy: halo - Galaxy: kinematics and dynamics - galaxies: interactions - dark matter - galaxies: clusters

1. Introduction

How strong is the energetic feedback from star formation in galaxies? What are the effects of massloss from a galaxy? These are important questions in understanding galaxy formation. Baryonic gas cools and forms stars in potentials of the dark matter halos. Some massive stars explode as supernovae and the stellar envelope is ejected with high speed. This feedback not only injects and mixes metals in galaxies, but also drives galactic winds to pollute intergalactic medium. A sudden loss of baryonic gas by winds after an extremely powerful burst of star formation also means a sudden weakening of the gravitational potential of the galaxy.

The weakening of the potential has several interesting consequences. For example, the galaxy halo will relax to a looser distribution after a mild loss of its mass through winds. This reduction of halo density is interesting for overcoming the dense cusp in Cold Dark Matter halos (e.g. Gnedin & Zhao 2001). Stars could also escape a lowered potential well of a galaxy, and appear as intergalactic stars.

There are also limits on the amount of massloss. A galaxy becomes unbound if more than half of its mass is lost (Hills 1980). Real galaxies appear to be tightly bound. The boundness of present day galaxies should set some limits on the violentness of massloss and star formation in the past.

It is now well-established that galactic outflows are ubiquitous in actively star forming galaxies, both in the local universe and at high redshift (see a review by Heckman 2001). The amount of gas lost in the

¹Visiting professor at Institute of Theoretical Astrophysics, National Astronomical Observatory, Beijing 100012, China (Email: hsz@ast.cam.ac.uk)

energetic outflow is largely comparable to the amount of stars formed. Such a wind can be efficient in polluting the hot gas in the intergalactic medium (IGM). Some amount of energetic wind or outflow seems mandatory to account for the presence of metals in the QSO absorption systems at high redshift, and metals in the hot gas in galaxy clusters (e.g., Bookbinder et al. 1980).

In the Milky Way there are very few metal-poor stars with $[Fe/H] \leq -4$ in the halo and $[Fe/H] \leq -0.6$ in the disk. There are also metals in some distant high-velocity clouds in the Local Group. These again suggest an early phase of metal production in a burst of mainly massive stars.

Several recent claims of detection of a substantial amount of white dwarfs (WDs) in the Galactic halo and distant galaxies by direct proper motion searches or indirect microlensing observations suggest a first burst of high-mass stars narrowly peaked around $(2-3) M_{\odot}$ in galaxy halos. To leave behind every half-solar-mass WD, a few times more of the remnant mass is returned to the interstellar medium via the planetary phase. Those in binaries die after ~ 1 Gyr via the highly energetic Type Ia SN, which can easily power a hot and fast wind and drive all stellar ejecta out of the potential well of a galaxy.

Motivated by these considerations, we model the dynamical effect of the post-star-formation galactic wind on the density distribution of the dark particle halo. We examine the effect of a fast wind at a redshift $z \sim 1$ when the Milky-Way-sized halos are already largely assembled, and energetic SN Ia are observed. In general, a galaxy will expand, stellar orbits become highly radial in response to a rapid weakening of the potential well due to the mass gone with the wind. In particular we set limits on the amount of high-mass star formation in galaxies in the past, and the amount of stellar remnants, e.g., white dwarfs, in present day galaxies.

Simple models for the wind and expansion are developed in §2 and the Appendix, including the effects on globular clusters. Applications to the halo white dwarf problem are made in §3. We discuss our results in §4, in particular, the strength and starting time of the wind, and conclude in §5.

2. Models

2.1. The post-wind halo expansion and escaping stars

Let us define ϵ as the fraction of the initial galaxy total mass that is lost in the wind. It is then given by

$$\epsilon \equiv \frac{M_w}{M_w + M_0}, \quad (1)$$

where M_0 is the present day total mass bound to the galaxy, and M_w is the amount of mass lost in the wind. Define the constant ϵ_{∞} to be the critical amount of massloss for the system to expands to infinity or unbound, then for a wind of a range of speed we have

$$[\text{fast wind}] \quad 0.5 \leq \epsilon_{\infty} \leq 1 \quad [\text{slow wind}], \quad (2)$$

where the boundaries are specified such that a system unbounds if losing 50% of its mass in a fast wind or 100% of its mass in a slow wind.

The loss of gas reduces the gravitational mass of the system, making the potential shallower. The system will relax to a new equilibrium by an overall expansion. The orbits of tracer particles in the galaxy potential will also expand. The expansion factors depend on the speed of the massloss, and are derived in Appendix A.1 and A.2. The weakening of the potential well also means some stellar particles could escape. The process is different from the massloss of the gas, which is pushed out by the pressure gradient. Here stars at the high energy tails could gain sufficient potential energy and exceed the bounding potential of the system. This fraction is estimated in Appendix A.3.

In general a system of initial characteristic size $r_{i,e}$ expands, after losing ϵ fraction of the total mass, to a size $r_{f,e}$ with

$$X \equiv \frac{r}{r_i} = 1 + \frac{\epsilon_{\infty} \epsilon}{\epsilon_{\infty} - \epsilon}. \quad (3)$$

Note $X \rightarrow \infty$ when $\epsilon \rightarrow \epsilon_{\infty}$. For a slow wind defined by $\epsilon_{\infty} = 1$ we have $X = (1 - \epsilon)^{-1}$.

The weakening of the potential due to massloss and overall expansion has also the effect of increasing the apocenter of a tracer orbit. A tracer particle initially on circular orbit of size $r_i = a_i$ will expand to a generally eccentric orbit with an apocenter $r = a$, where the expansion factor

$$A \equiv \frac{a}{a_i} \approx \frac{1}{1 - \frac{\epsilon}{\epsilon_\infty}}, \quad (4)$$

so in a fast wind ² the expansion in apocenter is somewhat stronger than for the system as a whole, i.e., $A = \frac{a}{a_i} \geq \frac{r}{r_i} = X$. This is because the pericenters are determined by the angular momentum barrier, which does not change very much, so the apocenter must increase faster than the semi-axis. As a result, orbits become preferentially radial. Note also the size of a tracer orbit doubles, i.e., $A = 2$ for $\epsilon = \epsilon_{\text{dbl}} = 0.5\epsilon_\infty$.

Another effect of weakening of the potential is that some stars or globular clusters can escape the potential. Let ϵ_* be the fraction of escaping stars among all stars produced in the galaxy, then (cf. Appendix A.3)

$$\epsilon_* \equiv \frac{M_{*,\text{esc}}}{M_{*,\text{esc}} + M_*} \approx \left[\frac{(1 - \epsilon_\infty)\epsilon}{(1 - \epsilon)\epsilon_\infty} \right]^2. \quad (5)$$

Note that no stars escape in a slow wind with $\epsilon_\infty \rightarrow 1$, and all stars escape in a wind of maximum strength $\epsilon \rightarrow \epsilon_\infty$. If the massloss is small, then $\epsilon_* \sim \epsilon^2$ in a fast wind with $\epsilon_\infty = 0.5$.

2.2. Absence of intergalactic globulars and the maximum massloss

We are primarily interested in fast winds with $\epsilon_\infty = 0.5$. We shall also assume that the expansion factors X and A and the massloss fractions ϵ and ϵ_* are all everywhere the same. These are illustrated in Fig.1 as functions of gas massloss fraction ϵ . Since galactic winds are generally expected to be fast, the above calculations motivate us to rate the degree of expansion caused by a fast wind into three categorical classes,

$$\epsilon \sim 0.04 \text{ mild}, \quad (6)$$

$$\sim 0.15 \text{ severe}, \quad (7)$$

$$\sim 0.5 \text{ unbound}. \quad (8)$$

To justify these categories, note when a galaxy loses $\epsilon = 15\% - 25\%$ of its mass in a fast wind, the galaxy expands in volume by a factor $X^3 = 1.8 - 3.4$, and the apocenters of the globular cluster tracers could increase by a factor of $A \sim 1.4 - 2$, and a fraction $\epsilon_* = 3\% - 10\%$ of the galactic stars or globular clusters should escape. For a bright galaxy like the Milky Way or the Andromeda with of order 150-450 globulars, this would predict of order 5-45 “intergalactic” globulars.

Fig.2 shows the most recent compilation of orbital parameters of the Milky Way globular clusters (Dinescu et al. 1999 and references therein). The distribution appears similar to that of an isotropic models, which predict a median apo-to-peri ratio about 4 (van den Bosch et al. 1999). Globular clusters with apo-to-peri ratio > 10 are rare, and these outliers appear as frequently for inner disk globulars as for outer halo globulars; the outer globulars should experience much less dynamical friction and tidal destruction than the inner globulars. There are very few Galactic globulars beyond 20 kpc of the Galactic center. The total number of globular clusters in the Local Group is estimated to be

$$N_{\text{MW}} + N_{\text{And}} \sim 150 + 450 = 600 \quad (9)$$

(e.g., Barmby & Huchra 2002), and the numbers might have been much higher earlier on considering the destruction of inner globulars once the disk and bulge form. The fact that there are no direct evidence for free floating clusters in the Local Group suggests *at face value*

$$\epsilon^2 \sim \epsilon_* \leq \frac{1}{600}, \quad (10)$$

²For a slow wind we have $\epsilon_\infty = 1$, hence $A = X = 1/(1 - \epsilon)$ (cf. eqns. 3 and 4), consistent with the expectation that the eccentricity of the orbit is constant for adiabatic changes of the galaxy potential (Lynden-Bell 1963)

And as far as we know there are no direct evidence for intergalactic globulars around other galaxies, implying perhaps that they are very few. Together these imply that the massloss in galaxies in the past is limited to a fraction

$$\epsilon \leq 0.04. \quad (11)$$

We conclude the lack of escaping old halo globular clusters in galaxies does not support a rapid expansion of galaxy halos.

3. Application to the halo white dwarfs

3.1. The observational and theoretical case for halo white dwarfs

Recent searches for baryonic dark matter found between (2-5)% to (8-50)% of the dark halo density to be in the form of half-solar-mass WDs. The lower estimates come from direct detection of faint blue high proper motion objects in the solar neighbourhood (Oppenheimer et al. 2001, Ibata et al. 2000), and the upper estimates are indirectly inferred from observed microlenses towards the LMC (Alcock et al. 1997, 2000, Lasserre et al. 2000). While these observations confirms the notion that the bulk of the halo is still in the form of undetected non-baryonic weakly interacting particles (WIMPs), the existence of a significant halo WD population is still very contentious (see a recent review by Richer 2001). In fact the inferred amount of WDs is surprisingly big, and is difficult to fit in current theories of star formation and galaxy evolution. For example, the mean baryons to WIMPs split in the universe is only around 15 : 85 for current favored cosmological parameters. Nevertheless, theorists have long been prepared to include this odd piece in the cosmic puzzle (Carr 1994). The most natural way to account for these WDs and their extragalactic counterparts, albeit not without difficulties, is that they are the relics of the first burst of high-mass stars in all galaxies.

The detailed properties of the burst of WD progenitors must conform with a number of observational and theoretical constraints. The progenitors are likely formed about 10 Gyrs ago, earlier than the disk, so that the hydrogen-rich WDs have enough time to cool to a temperature of 3000-8000 K after their progenitors evolve off the main sequence in 1-2 Gyrs (Hansen 1999); the helium-rich WDs can cool faster, and are perhaps as numerous as the hydrogen-rich WDs. The progenitors must have a narrow top-heavy IMF within the range of $1 - 8 M_{\odot}$, perhaps a log-normal distribution peaked around $2 - 3 M_{\odot}$, so to avoid overpredicting the counts of faint main sequence stars in the halo (Chabrier, Segretain & Méra 1996 and references therein). This burst of WD progenitors must have a total mass at least comparable to the total mass of galactic stars in the disk today, even using the most conservative lower estimate of Oppenheimer et al. (2001). Note we treat the formation of WD progenitor as a single burst, although some claim a spread in ages among the sample of white dwarfs from Oppenheimer et al. (Hansen 2001).

The bulk of the mass of a WD progenitor is in the envelope, which is injected back into the interstellar medium at the end of main sequence lifetime through the planetary nebulae phase. The metals synthesized in these progenitors are also released, which could severely distort the abundance pattern of observed halo and disk stars, especially in deuterium, helium, carbon and nitrogen, if the metals were kept inside the galaxy. This is saved by a galactic wind about 1 Gyr later powered by Type Ia supernovae (SN Ia) evolved from binary progenitors (Fields, Mathews, Schramm 1997, Fields, Freese, Graff 2000 and references therein).

3.2. A dynamical limit on white dwarfs

Let us estimate the effect of a wind driven by such a burst of WD progenitors. Let M_0 be the present day galaxy mass, $f_{WD}M_0$ be the mass locked in WD remnants. For a progenitor mass of m_{PG} to evolve into a WD of mass m_{WD} , the amount of mass lost is $m_{PG} - m_{WD}$, so the total number of WDs (as well as the WD progenitors) N_{WD} and the mass lost in the wind is given by

$$M_w \equiv M_i - M_0 = (m_{PG} - m_{WD}) N_{WD}, \quad (12)$$

and

$$N_{WD} = \frac{f_{WD} M_0}{m_{WD}}, \quad (13)$$

where $M_i \equiv M_0 + M_w$ is the pre-wind original total mass of the galaxy. The fraction of the initial galaxy total mass that is lost in the wind, ϵ , is then given by

$$\epsilon \equiv \frac{M_w}{M_w + M_0} = \frac{\left(\frac{m_{PG} - m_{WD}}{m_{WD}}\right) f_{WD}}{1 + \left(\frac{m_{PG} - m_{WD}}{m_{WD}}\right) f_{WD}}. \quad (14)$$

Fig.3 shows the boundaries defined by eq. (14) and eqs. (6,7,8) in the parameter plane of m_{PG}/m_{WD} vs. f_{WD} . For a log-normal distribution of m_{PG} within $1 M_\odot - 8 M_\odot$, we expect

$$\langle m_{PG} \rangle \sim 4 \langle m_{WD} \rangle \sim (2.5 - 4.5) M_\odot, \quad (15)$$

insensitive to the details of the IMF. So, allowing only a mild wind and expansion, Fig.3 predicts that the maximum mix of halo WDs with halo WIMPs is given by

$$\frac{f_{WD}}{1 - f_{WD}} \leq \frac{2\%}{98\%} \quad (16)$$

in all tightly bound galaxies.

4. Discussions

4.1. Did the Galaxy experience a severe expansion?

Apart from the globulars, another constraint for the amount of evolution of the Galactic potential is that the present-day dynamical mass of the Milky Way out to a shell at 50 kpc (the distance of the LMC) is about $0.5 \times 10^{12} M_\odot$ (Wilkinson & Evans 1999), implying an average density of $\sim 10^{-3} M_\odot \text{pc}^{-3}$ inside this shell. One can also estimate the density of an initial dark halo of the Milky Way, averaged over the same radius. Assume the inner 50 kpc of the Galaxy is already virialized at $z = 2$, then it should have an overdensity of at least some 200 times the mean density of the universe then, insensitive to cosmology. More precisely a collapsed halo has a mean density

$$\rho_{\text{vir}}(z) \sim \frac{180(2 + \Omega_z) H_0^2}{8\pi G} (1 + z)^3 \sim 0.8 \times 10^{-3} M_\odot \text{pc}^{-3}, \quad (17)$$

where $H_0 = 75 \text{km/s/Mpc}$, $z = 2$ and $\Omega_z \sim 0.9$ for $\Omega_0 = 0.3$ and $\Omega_\Lambda = 0.7$ cosmology (e.g., Bullock et al. 2001). So the density of the dark halo at $z = 2$ agrees with the present day halo within 50 kpc very well. Another way to estimate this is with the Navarro, Frenk & White (1996) or Moore et al. (1998) models, assuming a virial radius of the Milky Way halo (200 kpc-400 kpc), and the concentration parameter of 6-12. These models can predict the mean density within 50 kpc, and this turns out to be $(0.5 - 2) \times 10^{-3} M_\odot \text{pc}^{-3}$, i.e., within a factor of two of current density. In comparison if a wind doubles the size the galaxy, the mean density enclosed inside a shell drops by a factor of $X^3 = 8$. This implies that any dynamical evolution must have been very mild after the formation of the outer halo.

4.2. When did the galactic wind start?

The oldest halo globular clusters are as old as about 12 Gyrs (Salaris et al. 1997), and the coolest local disk WDs are 9 - 12 Gyrs (Knox et al. 1999, Oswalt et al. 1996, Hernanz et al. 1994). It is plausible to assume that 9 - 12 Gyrs ago is roughly the epoch when baryons collapse in the potential of the dark particle halo of the Milky Way, and start forming the first stars everywhere, in the local disk, in globular

clusters and in the halo; the IMF is top-heavy in the outer halo and normal Salpeter elsewhere in the disk and in globular clusters. This epoch corresponds to a redshift of $z \sim 1 - 3$ in a 14-Gyr-old universe with $1 - \Omega_m = \Omega_\lambda = 0.66$ and $H_0 = 66 \text{ km/s/Mpc}$. The Madau diagram, i.e., the extragalactic star formation rate in this high redshift window is still not yet well constrained. There is a delay between the onset of the halo star formation and explosion of SN Ia, which is the time for the secondary of a binary to evolve and overflow its Roche lobe, and bring the WD of the primary into a critical mass. Take a plausible mass of $\sim (4 - 8) M_\odot$ for the primary, and $\sim (1 - 2) M_\odot$ for the secondary, the delay is $\sim 1 - 8$ Gyr. This predicts the appearance of the first halo SN Ia $\sim 8 - 11$ Gyr ago, which seems to be consistent with current detection of some SN Ia at redshift $z = 1 - 2$. In short, we estimate that the galactic wind powered by the first SN Ia in the halo starts at $z \sim 1$, or when the universe was about half its present age. Since major mergers are rare in Milky Way sized halos after $z = 2$ in the fairly successful Λ CDM cosmology, it appears safe to assume that CDM halos as big as the Milky Way halo are well assembled through hierarchical merging and infall by the time of the wind.

4.3. Are the winds fast or slow?

A slow wind means nearly adiabatic expansion, which happens if the outflow velocity is much less than the circular velocity of the galaxy. Observationally prominent outflows are seen in active star burst galaxies such as M82 at low redshift. Generally speaking the outflow rates are comparable to the rates of star formation in terms of mass and energy output, and these superwinds driven by star bursts have velocities of $100 - 1000 \text{ km s}^{-1}$ (Heckman 2001). A wind or jet must also carry sufficient momentum in order to deliver and mix the metals observed in the intergalactic medium. At high redshift winds with Doppler offset velocity of $200 - 1000 \text{ km s}^{-1}$ have been seen in Lyman-break galaxies with active star formation (e.g., Pettini et al. 2002), suggesting for fast outflow driven perhaps by UV-photons and SNe from the star burst. It would be oversimplifying to associate these observed star bursts directly with the speculated halo WD progenitors, but it is perhaps safe to argue that a hypothetical burst with a top-heavy IMF should lead to outflows at least as violent as these observed ones.

We could also estimate the energy budget of winds theoretically, as in Fields, Freese & Graff (2000). Ejecta from a SN Ia has a velocity $v_{ej} \geq \sqrt{10^{51} \text{ ergs} / 8 M_\odot} \sim 2500 \text{ km s}^{-1}$, where 10^{51} erg is the kinetic energy per SN Ia, and $8 M_\odot$ is the upper limit for the mass of the exploded star. So the ejecta could escape any giant galaxy instantaneously by its own kinetic energy. It would require fine tuning of the star formation efficiency and/or the binary fraction to keep the outflow velocity low, at least for a top-heavy IMF.³ As an illustration, consider a very inefficient star burst early on with every $1000 M_\odot$ of gas of a galaxy forming 10 single stars of $6 M_\odot$ plus one binary of masses $4 M_\odot : 2 M_\odot$. Assume this top-heavy IMF leaves behind a remnant of a $1 M_\odot$ WD with another $5 M_\odot$ of stellar material ejected back to the interstellar medium with a velocity of 30 km s^{-1} for a single progenitor, and 3000 km s^{-1} for a binary progenitor. Most part of the ejecta might escape the galaxy with a high speed through “holes”, however, if only 25% of the ejecta could mix and thermalize with another $934 M_\odot$ of unprocessed gas, then the mean outflow velocity is still above $3000 \text{ km s}^{-1} \sqrt{25\% \times 5 M_\odot / 989 M_\odot} \sim 100 \text{ km s}^{-1}$, i.e., the outflow velocity is still far from adiabatic with a speed comparable to the velocity dispersion (sound speed) for the Milky Way-sized galaxy, and exceeding the escape velocity of dwarf galaxies. So an adiabatic expansion in the Milky Way would require “tuning” the binary formation efficiency $\ll 10\%$, the star formation efficiency $\ll 6.6\%$ and the energy deposit efficiency $\ll 25\%$. Without this fine-tuning, we expect theoretically that the energy from the SNe is too high for a slow galactic wind.⁴

In short, we conclude from theoretical and observational evidences that the galactic winds have speeds

³Using a bottom-heavy IMF can suppress (binary) stars above $1 M_\odot$ and the SN Ia, but it is not interesting for producing old halo WDs in the first place. The ejecta of low-mass stars drives a wind of velocity of $\sim 30 \text{ km s}^{-1}$, fast for dwarf galaxies.

⁴It is a common misconception that pressure-driven winds have necessarily a sound velocity very close to the typical velocity dispersion of the dynamical system. Calculations of winds in globular clusters show that the sound velocity can exceed the typical velocity dispersion and escape velocity of the dynamical system by a factor 1-10 if the energy injection rate is high (see, e.g., Fig. 2 and Fig. 3a of Faulkner & Freeman 1977). The gas flow velocity can also exceed the sound velocity in some regions.

somewhere between our slow wind and our fast wind limits, with a tendency to be fast winds. For simplicity we shall adopt the fast wind limit in this paper, which could somewhat overestimate the effects of the wind.

4.4. Comparison with independent observations

The most direct estimates for the WD fraction f_{WD} come from direct searches by Ibata et al. (2000), and by Oppenheimer et al. (2001); the latter claims a firm lower limit from their large sample of high proper motion halo WDs, about 38 with spectroscopy confirmation and some show hydrogen lines, indicative of a mix of hot and cold WDs with temperature in the range 3000 – 8000 K. Indirect measurements come from accounting for 10 – 20 microlensing events towards the LMC from the MACHO group (Alcock et al. 1997, 2000) and from the EROS group (Lasserre et al. 2000); the latter claims only an upper limit on the basis of a null detection of a conclusive halo microlens. Clearly our theoretical model is consistent with the EROS upper limit, but inconsistent with the best values from the MACHO group in 1997 and 2000. It is possible that most of the microlensing towards the LMC are dominated by stellar microlenses in the LMC (Sahu 1994, Zhao & Evans 2000) with only a minor contribution from the halo WDs. Our theoretical result, eq. (16), which is effectively an upper limit on any WDs in the halo, is consistent with the most recent lower limit by Oppenheimer et al. (2001).

Our dynamical constraint is the tightest for the high mass progenitors. One would hope that the progenitor mass could be constrained by the temperature of observed WDs together with a cooling model and an estimation of epoch of formation. For example, the cosmic clock in Fig.3 indicates a 10-Gyr-old burst. Their WD remnants are now hotter than 4000 K if $m_{PG} \geq 2.2 M_{\odot}$, and cooler if $m_{PG} < 2.2 M_{\odot}$. Unfortunately progenitors of $2 M_{\odot}$ and $4 M_{\odot}$ formed 9 – 12 Gyrs ago both evolve to WDs in ≤ 1 Gyr, which then cool to nearly the same temperatures after another ~ 10 Gyrs (cf. Fig.4), so we cannot differentiate them. We could, however, separate the WDs of $1 M_{\odot}$ progenitors from WDs of $4 - 8 M_{\odot}$ progenitors since the former will have a temperature (4000-10000 K) much higher than the latter (< 4000 K). The temperatures of the observed halo blue WDs are spread out in the range 3000 - 8000 K (Oppenheimer et al. 2001). This means there must have been some $1 M_{\odot}$ progenitors and some $8 M_{\odot}$ progenitors, consistent with a log-normal IMF peaked around $2 - 3 M_{\odot}$ (Chabrier et al. 1996).

Fig.5 shows the dynamical limits on cool and hot WDs from a 10-Gyr-old population. Note stronger limits on cooler WDs because these have more massive progenitors with higher m_{PG}/m_{WD} ratio. For a typical temperature of 4000 K, we find $f_{WD} \leq 2\%$, consistent with our earlier dynamical limit (eq. 16).

4.5. The minimal dynamical feedback

The dynamical feedback is generally strong. One way to minimize it is to form the WD progenitors in a thick disk instead of in the halo. It has been argued that some of the high proper motion WDs in the Oppenheimer et al. (2001) sample have thick disk kinematics (Reid, Sahu & Hawley 2001, Koopmans & Blanford 2001). Assuming all WDs and their progenitors are in a thick disk of a scale height 1 kpc, we can convert the WD number density of $2 \times 10^{-4} \text{pc}^{-3}$ of Oppenheimer et al. (2001) into a local column density of progenitors of $0.4 m_{PG} M_{\odot} \text{pc}^{-2}$. In comparison, the local column density of the Galactic thin disk is $\sim (30 - 40) M_{\odot} \text{pc}^{-2}$ within $|Z| < 1$ kpc, and the dark halo column density is $\sim (100 - 200) M_{\odot} \text{pc}^{-2}$ within a vertical column $|Z| < \infty$ depending on the density profile of the halo. We estimate $\sim (0.6 - 1.2)\%$ of the dynamical mass in the local column is in WD progenitors if $m_{PG} \sim 3 M_{\odot}$. Take $\epsilon = 2\%$ as the characteristic fraction of the dynamical mass for the inner halo lost in a wind, then the inner halo would expand by a factor $X \sim 1.02$ for an instantaneous wind. It is interesting to compare this with the dynamical effect of the formation of a galactic disk collapsing out of the spherical halo. The thin disk makes up $\sim 15\%$ of the dynamical mass in the local vertical column with $|Z| < \infty$. If a galactic thin disk with 15% of the mass of the halo form adiabatically, the halo contracts by a factor about 0.85. So the feedback from a thick disk WD population is dynamically unimportant compared to the formation of the galactic thin disk.

4.6. Formation of baryonic disks and mild wind

How does the amount of mass lost in a mild wind compare with the total amount of baryons in a galaxy? Take a mean density of baryons in the universe $\Omega_b = 0.05(H_0/66)^{-2}$, and the fairly successful Λ CDM cosmological models with $1 - \Omega_m = \Omega_\lambda = 0.66$ and $H_0 = 66\text{km/s/Mpc}$, we expect a typical baryonic fraction in galaxies

$$\frac{\Omega_b}{\Omega_m} \sim 15\%. \quad (18)$$

So we can express the wind massloss in terms of the total baryons in a galaxy. A mild wind (cf. eq. 6) loses 25% of the total baryons of a galaxy

$$M_w \sim 25\%M_b, \quad M_b \equiv \frac{\Omega_b M_i}{\Omega_m}. \quad (19)$$

A mild wind is also relevant for star formations in galaxy disks with a normal Salpeter type initial mass function with very few massive stars. Here the baryons of a galaxy cool and collapse adiabatically to a disk. When star formation ends, the envelope of evolved stars are ejected out with a mild galaxy wind; the amount of stellar ejecta $\sim 25\%$ of the initial stellar mass for a bottom-heavy IMF, so the wind is mild. We will not digress into this, except remarking two counter-acting effects of disk formation on the density profile of galaxy halo: the collapse of gas into disk stars leads to contraction of the halo, and the later massloss from winds leads to expansion of the halo.

4.7. Disintegration of galaxies by winds and intergalactic stars and globulars

What are the chances and consequences for a heavy wind to disintegrate some galaxies in the past? Systematic destruction of dwarf galaxies would be desirable because of the notorious overprediction of dense dwarf satellites in generic CDM models. Another consequence of disruptions is that the stars and their remnants, and perhaps globular clusters can disperse with the unbound dark halo into the intergalactic space and are later recycled to into the dark halo of the second generation massive galaxies, such as the Milky Way. Let f_b be the baryonic fraction in a galaxy, we expect in Λ CDM models a typical baryonic fraction in galaxies $\langle f_b \rangle \sim \Omega_b/\Omega_m = 15\%$. To disrupt a galaxy, we need to have about half or more of a galaxy to be in baryons, i.e., $f_b > \epsilon \geq 0.5$, where ϵ is the wind-lost baryons as a fraction of the mass of a galaxy. So a wind-disrupted galaxy needs to be very baryon-rich, three times that of the universal value $\langle f_b \rangle$. So the chances for disruption are likely low, unless the universal baryonic fraction is much higher than 15%.

There are no strong evidences for intergalactic stars or globular clusters although some have been claimed in galaxy clusters. Both M87 and NGC1399 have excess star lights and numerous globulars around them, and the outer globulars have velocities which are more characteristic being bound by the galaxy cluster rather than the central galaxy (e.g., Kissler-Pratig et al. 1999). Theuns & Warren (1997) also discover 10 PNe in the Fornax cluster but unassociated with any bright galaxies. One complication of interpreting galaxy cluster data is the projection effect: the PNe or globulars might be “markers” of halos of low surface brightness galaxies in the galaxy cluster in the line of sight. Even the bona fide free-floaters are likely striped from spiral galaxies due to frequent merging in a galaxy cluster (Moore et al. 1999), which is very different mechanism from the wind in an isolated galaxy. In any case the cD galaxies are ambiguous systems for constraining galaxy winds compared to the Local Group galaxies.

In principle some amount of free-floating globulars cannot be ruled out in the Local Group. When placed at 1 Mpc, the edge of the Local Group, a $10^5 L_\odot$ globular would appear as bright as a K-dwarf star at 1 kpc in the halo, but has a half-light radius of about $5 \text{ pc} \sim 1''$. Much of the sky has not yet been covered by detailed searches except for perhaps a few thousand square degrees: along the Magellanic Stream ($10^\circ \times 100^\circ$) and the Sagittarius Stream ($10^\circ \times 360^\circ$) and around Andromeda ($10^\circ \times 10^\circ$). High quality data over 1500 square degrees has been released by the on-going SLOAN survey. Assume 10% of the Local Group is well

surveyed and no new globulars are found, then ≤ 10 globulars could be by chance at the edge of the Local Group in unsurveyed area.

5. Conclusions

In short, the absence of obvious signs of severe expansion of the Milky Way and the absence of escaping globulars in galaxies in general suggest that star formation and feedback in galaxies are mild; galactic winds carry less than 4% of the total gravitational mass, or 25% of the baryonic mass in galaxies. This restricts the amount of remnants in galaxy halos from early star formation, and cool halo WDs can make up 2% of the total mass in present day galaxies. This is consistent with only the lower end of the halo WD fraction of $2\% \leq f_{WD} \leq 50\%$ from direct and indirect detections of WDs; it is consistent with Oppenheimer et al. (2001) detection, but inconsistent with the higher values from Alcock et al. (1997, 2000) and Ibata et al. (2000). Our dynamical limit is also tighter for very cool WDs than for hot WDs. There is very limited room to fit in a large extra population of very cool WD population ≤ 4000 K, something that future deeper surveys should take into account.

Our model implies stringent limits on the amount of black hole (BH) or neutron star (NS) formation as well. Assuming these are remnants of massive stars formed in galaxy halos, then typically neutron stars or stellar black holes are formed from very massive ($8 M_{\odot} - 1000 M_{\odot}$) progenitors with $m_{PG}/m_{BH} \geq m_{PG}/m_{NS} \sim 6 - 30$. So the massloss is even more severe than for forming WDs. The progenitors evolve very quickly off the main sequence, and some explode as Type II SN, which immediately power a very fast wind. To keep the wind from severely damage a galaxy (cf. eq. 14 and eq. 6) would imply that these remnants make up a fraction

$$f_{BH} \leq f_{NS} \leq (0.1 - 1)\% \quad (20)$$

of the total mass of a galaxy. In comparison, the upper limit on stellar BHs from microlensing is $f_{BH} \leq (30 - 100)\%$ (Lasserre et al. 2000, Alcock et al. 2001). So our dynamical limit is much tighter. Some models of galaxy formations suggest a significant amount of massive black holes in galaxy halos, with black hole mass $m_{BH} \sim 10^2 - 10^6 M_{\odot}$ (Lacey & Ostriker 1985, Madau & Rees 2001). These black holes, however, must be pregalactic, in which case our dynamical limits do not apply.

In summary, we show that intergalactic stars and globular clusters and the present day density profiles of galaxies offer a new diagnosis of early star bursts of massive stars in halos of galaxies, and the amount of remnants, such as halo WDs and BHs. A mild wind-induced expansion of the dark halos might have played some role in lowering the dense cold dark matter central density in dwarf galaxies (Gnedin & Zhao 2001) and high surface brightness galaxies as well.

HSZ thanks Bernard Carr, Rodrigo Ibata, Mike Irwin, Gerry Gilmore, Donald Lynden-Bell, Jerry Ostriker, Tom Theuns and the anonymous referee for helpful comments.

A. Appendix

A.1. Effects of massloss on the size of the galaxy

A rapid change of the potential of a galaxy after massloss can cause the galaxy to expand. The final size can be estimated with the virial theorem. Let M_i be the initial total mass, $M_f = (1 - \epsilon)M_i$ be the final mass of the galaxy, and $r_{i,e}$ and $r_{f,e}$ be the initial and final effective sizes of the galaxy such that

$$W_i \equiv -\frac{GM_i^2}{2r_i^e}, \quad W_a \equiv -\frac{GM_f^2}{2r_i^e}, \quad W_f \equiv -\frac{GM_f^2}{2r_f^e}, \quad (A1)$$

where W_i , W_a , and W_f be the total potential energies of the galaxy before, right after, and long after the expansion. Then the total energies of the system before and after the expansion are given according to the

virial theorem by

$$W_i + \frac{1}{2}M_i V_{\text{rms}}^2 = \frac{1}{2}W_i, \quad W_a + \frac{1}{2}M_f V_{\text{rms}}^2 = \frac{1}{2}W_f, \quad (\text{A2})$$

where V_{rms}^2 is the root mean squared velocity of the system before or right after the instantaneous expansion. Combining the equations we find the overall expansion factor (cf. Hills 1980)

$$\left. \frac{r_f^e}{r_i^e} \right|_{\text{fast}} = \frac{1 - \epsilon}{1 - 2\epsilon}. \quad (\text{A3})$$

In comparison, if the massloss is adiabatic, then a shell initially at radius r_i maps to another shell at radius r adiabatically conserving the angular momentum $\sqrt{G(M_0 + M_w)r_i} = \sqrt{GM_0 r}$, so the expansion factor

$$\left. \frac{r_f^e}{r_i^e} \right|_{\text{slow}} = \frac{1}{1 - \epsilon}. \quad (\text{A4})$$

An interpolation of the equations for the fast and slow massloss can be made to model massloss of arbitrary speed. Generally the expansion factor X can be modeled as a function of the massloss fraction ϵ as following

$$X \equiv \frac{r_f^e}{r_i^e} = 1 + \frac{\epsilon\epsilon_\infty}{\epsilon_\infty - \epsilon}, \quad (\text{A5})$$

where the constant ϵ_∞ is the critical amount of massloss for the system to expand to infinity $X \rightarrow \infty$. For a wind of a range of speed we have

$$[\text{fast wind}] \ 0.5 \leq \epsilon_\infty \leq 1 \ [\text{slow wind}]. \quad (\text{A6})$$

A.2. Effects of massloss on the size of tracer orbits

A rapid change of the potential of a galaxy after massloss can also alter the orbital distributions of its tracers, e.g., the halo globular clusters. The effects on the apocenter are easiest to work out for the tracers on initially circular orbits. A circular orbit of initial radius a_i can become radial because of the reduced restoring force after the massloss and reach a new apocenter $r = a$ while keeping the pericenter at $r = a_i$. The new apocenter is determined by the specific energy equation,

$$E = \frac{J_i^2}{2a_i^2} - \int_0^{a_i} \frac{GM(r')}{r'^2} dr \quad (\text{A7})$$

$$= \frac{J_i^2}{2a^2} - \int_0^a \frac{GM(r')}{r'^2} dr', \quad (\text{A8})$$

where the first terms are the azimuthal kinetic energy for an orbit with the initial specific angular momentum $J_i = GM_i(a_i)a_i$, the second terms on the r.h.s. of the equations are final potential of the galaxy, determined by the final distribution of the mass

$$M(r) \equiv (1 - \epsilon)M_i(rX^{-1}) \quad (\text{A9})$$

in the galaxy, where $M_i(r_i)$ is the initial mass distribution inside a radius r_i , and X is the overall expansion factor. Approximate the initial potential by a scale-free potential with the mass profile given by

$$M_i(r_i) = \delta_i r_i^\beta, \quad 0 \geq \beta < 3, \quad (\text{A10})$$

where β is the powerlaw slope, and δ_i is a normalisation constant. Combining the above equations, we have

$$(1 - \epsilon)X^{-\beta} = \frac{(1 - \beta)(1 - A^{-2})}{2(1 - A^{\beta-1})}, \quad A \equiv \frac{a}{a_i}, \quad (\text{A11})$$

which relates between the expansion factor of the apocenter $A = a/a_i$ and the massloss fraction ϵ in a fast wind; the factors A , X and ϵ are the same everywhere for the assumed scale-free potential. For a Keplerian potential with $\beta = 0$, the above equation has a solution

$$\left. \frac{a}{a_i} \right|_{\text{fast}} = \frac{1}{1 - 2\epsilon}. \quad (\text{A12})$$

It turns out the above solution is accurate for 10% for models with $\beta \neq 0$, and $0 < \epsilon < 0.25$. This applies to non-scale-free potentials such as the Navarro, Frenk & White (1996) models as well because the result is insensitive to the mass profile parameter β .

In comparison, if the wind is slow, then the orbit will remain circular and expand adiabatically by the same factor X as the galaxy, so

$$\left. \frac{a}{a_i} \right|_{\text{slow}} = X = \frac{1}{1 - \epsilon}. \quad (\text{A13})$$

For wind of any speed, we can write

$$A \equiv \frac{a}{a_i} \approx \frac{1}{1 - \frac{\epsilon}{\epsilon_\infty}}. \quad (\text{A14})$$

Note $A \rightarrow X \rightarrow 2$ if losing 50% of the original mass in a slow wind ($\epsilon_\infty = 1$), and $A \rightarrow X \rightarrow \infty$ if losing the same amount of mass in a fast wind ($\epsilon_\infty = 0.5$).

A.3. Effects of massloss on escaping stars

A sudden weakening of the potential will boost the energy of some particles above their binding energy, and escape. The average specific energy of the system before and long-after the massloss is related to the characteristic potential energy (cf. eq.A1) by the virial theorem, so

$$E_i = -\frac{W_i}{2M_i} = -\frac{GM_i}{4r_{i,e}}, \quad E_f = -\frac{W_f}{2M_f} = -\frac{GM_f}{4r_{f,e}}. \quad (\text{A15})$$

Substitute in the expansion factor, we have

$$\frac{E_f}{E_i} = \frac{M_f}{M_i} \frac{1}{X} = 1 - 2\epsilon. \quad (\text{A16})$$

Particles in a King model or any smoothly truncated model should be bound between two energies, ϕ_{\min} at the bottom of the potential well, and ϕ_{\max} at the outer truncation. Long after the expansion, the truncation energy ϕ_{\max} is increased to

$$\phi'_{\max} = (1 - 2\epsilon)\phi_{\max}. \quad (\text{A17})$$

During the sudden expansion, a particle at the bottom of the potential well will gain a potential energy $-\epsilon\phi_{\min}$ without changing kinetic energy, hence the particle's energy E is increased to

$$E' = E - \epsilon\phi_{\min}. \quad (\text{A18})$$

So this particle could escape the final potential well if

$$E' \geq \phi'_{\max}. \quad (\text{A19})$$

This suggests that all particles with initial energy E satisfying

$$E - \phi_{\max} \geq \epsilon(\phi_{\min} - 2\phi_{\max}) \quad (\text{A20})$$

could escape the final potential, i.e., the escaping particles occupy a narrow band at the upper end of the energy spectrum of the initial system, and the band width is $\propto \epsilon$. The high energy tail of initial particles should follow a distribution function $f(E)$ with

$$\frac{dM(> E)}{dE} \propto f(E) \propto (\phi_{\max} - E) \quad (\text{A21})$$

to have a smooth truncation. So the amount of mass in the high energy tail $M(> E)$ is given approximately by

$$\frac{M(> E)}{M(> E_{\min})} \approx \frac{(\phi_{\max} - E)^2}{(\phi_{\max} - \phi_{\min})^2}. \quad (\text{A22})$$

Hence the escape fraction is given by

$$\epsilon_* \equiv \frac{M_{*,\text{esc}}}{M_{*,\text{esc}} + M_*} \approx \epsilon^2 \frac{(\phi_{\min} - 2\phi_{\max})^2}{(\phi_{\max} - \phi_{\min})^2}. \quad (\text{A23})$$

For a highly concentrated system, e.g., a King model with a core radius 100 times smaller than the truncation radius, we have

$$|\phi_{\max}| \ll |\phi_{\min}|. \quad (\text{A24})$$

So for highly concentrated systems we have

$$\epsilon_* \approx \epsilon^2. \quad (\text{A25})$$

The above estimations can be generalized to winds of any speed with the following approximation

$$\epsilon_* \equiv \frac{M_{*,\text{esc}}}{M_{*,\text{esc}} + M_*} \approx \left[\frac{(1 - \epsilon_\infty)\epsilon}{(1 - \epsilon)\epsilon_\infty} \right]^2. \quad (\text{A26})$$

This parametrization is justified because it reproduces nicely two simple limiting cases: (i) no stars escape in a slow wind with $\epsilon_\infty \rightarrow 1$; (ii) all stars escape in a wind of maximum strength $\epsilon \rightarrow \epsilon_\infty$.

REFERENCES

- Alcock C. et al. (MACHO collaboration) 1997, ApJ 486, 697
Alcock C. et al. (MACHO collaboration) 2000, ApJ, 542, 281
Alcock C. et al. (MACHO collaboration) 2001, ApJ, 550, L169
Barmby P. & Huchra J.P. 2002, AJ in press, astro-ph/0201253
Bookbinder J., Cowie L.L., Ostriker J.P., Krolik J.H., Rees M. 1980, ApJ, 237, 648
Bullock J. S. et al., 2001, MNRAS, 321, 559
Carr B, 1994, ARA&A, 32, 531
Chabrier, G., Segretain, L., and Méra, D., 1996, ApJ, 468, L21
Dinescu D., Girard T. M., & van Altena W. F., 1999, AJ, 117, 1492
Faulkner D.J. & Freeman K.C. 1977, ApJ, 211, 77
Fields B. D., Freese K, Graff D., 2000, ApJ, 534, 265
Fields, B. D., Mathews, G. J., & Schramm, D. N. 1997, ApJ, 483, 625

- Gnedin O. & Zhao H.S. 2001, MNRAS, in press
- Hansen B., 1999, ApJ, 520, 680
- Hansen B., 2001, ApJ, 558, L39
- Heckman T.M. 2001, “Galactic Superwinds Circa 2001” in “Extragalactic Gas at Low Redshift”, ed. J. Mulchaey and J. Stocke, ASP Conf. Series (astro-ph/0107438)
- Hernanz, M., García-Berro, E., Isern, J., Mochkovitch, R., Segretain, L., & Chabrier, G. 1994, ApJ, 434, 652
- Ibata R., Irwin M.J., Bienaymé O., Scholz R., Guibert J., 2000, ApJ, 532, L41
- Knox, R. A., Hawkins, M. R. S., & Hambly, N. C. 1999, MNRAS, 306, 736
- Koopmans L. & Blanford R. 2001, astro-ph/0107358
- Lacey C.G. & Ostriker J.P. 1985, ApJ, 299, 633
- Lasserre T. et al. (EROS collaboration) 2000, A&A, 355, L39
- Lynden-Bell D. 1963, The Observatory, 83, 23
- Madau P. & Rees M.J. 2001, ApJ, 551, L27
- Moore B. et al. 1998, ApJ, 499, L5
- Moore B. et al. 1999, ApJ, 304, 465
- Navarro J.F., Frenk C.S., & White S.D.M., 1996, ApJ, 462, 563
- Oppenheimer, B.R., Hambly, N.C., Digby, A.P., Hodgkin, S.T., & Saumon, D., Science, Vol. 292, 698
- Oswalt, T. D., Smith, J. A., Wood, M. A., & Hintzen, P. 1996, Nature, 382, 692
- Pettini M., Rix S.A., Steidel C.C., Adelberger K. L., Hunt M. P., & Shapley A.E. 2002, ApJ, in press (astro-ph/0110637)
- Reid N., Sahu K. & Hawley S. 2001, ApJ, 559, 942
- Richer H B., 2001, in proceedings of “The Dark Universe: Matter, Energy and Gravity” (astro-ph/0107079)
- Richer H B., Hansen B., Limongi M, Chieffi A, Straniero O, Fahlman G. G. 2000, ApJ, 529, 318
- Sahu K. 1994, Nature, 370, 275
- Salaris, M., Degl’Innocenti, S., & Weiss, A. 1997, ApJ, 484, 986
- Theuns T., Warren S. 1997, MNRAS, 284, L11
- van den Bosch F. C., Robertson B. E., Dalcanton J. J., de Blok W. J. G., 2000, AJ, 119, 1579
- van den Bosch F. C., Lewis G., Lake G. & Stadel J. 1999, 515, 50
- Wilkinson M. & Evans N.W., 1999, MNRAS, 310, 645
- Zhao H.S. & Evans N.W., 2000, ApJ, 545, L35

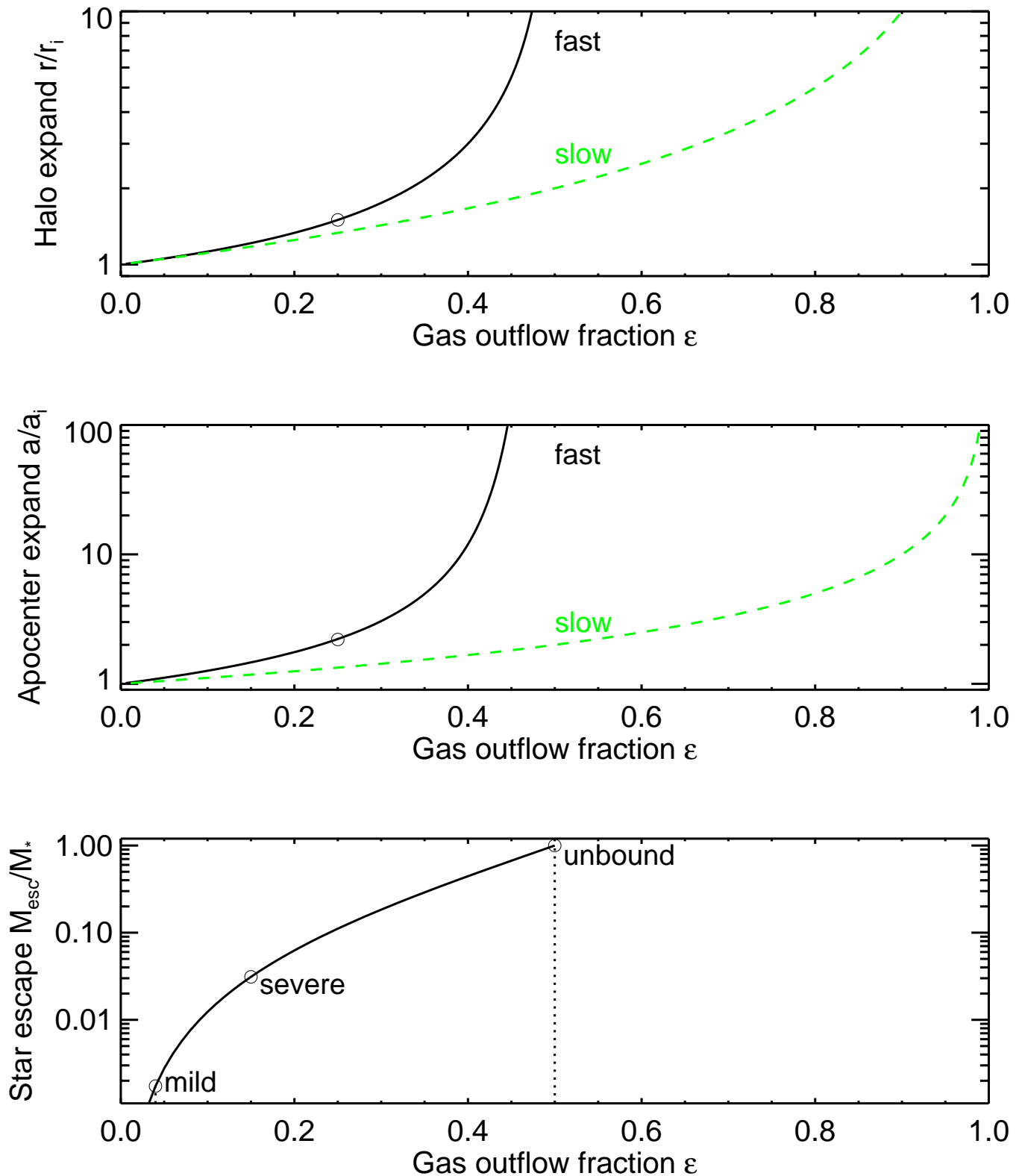


Fig. 1.— Upper panel shows the halo expansion factor $X = r/r_i$ in case of a slow (dashed) or a fast wind (solid) losing ϵ fraction of the original mass of the galaxy everywhere. Middle panel shows the orbital expansion factor $A = a/a_i$ vs. ϵ . Bottom panel shows the fraction ϵ_* of all stars escaping from the galaxy.

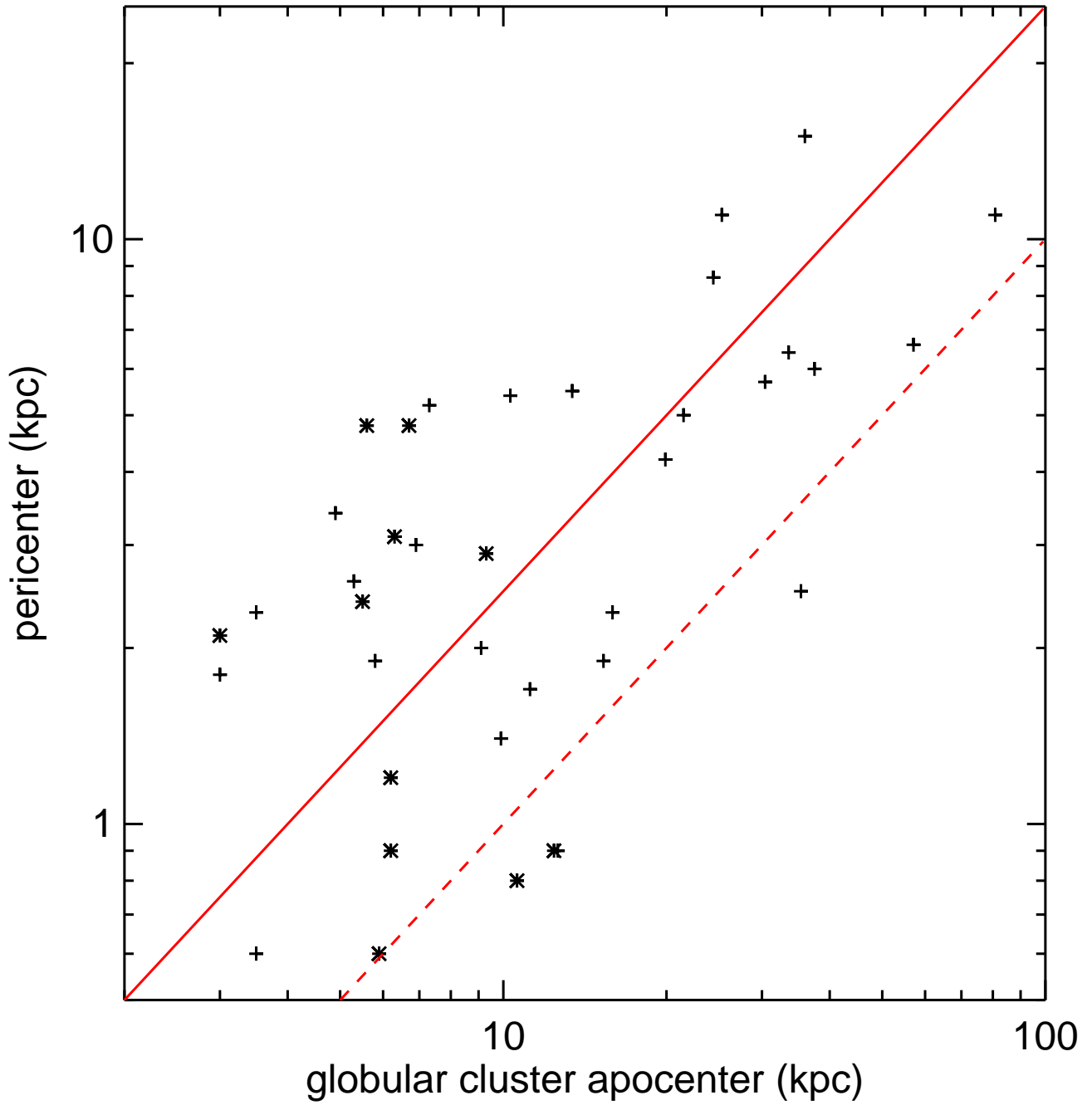


Fig. 2.— shows the distribution of the orbital parameters of halo globular clusters. Disk globulars are marked with starry symbols. The solid line indicates the predicted median apo-to-pericenter ratio in an isotropic model (van den Bosch et al. 1999), and the objects to the lower right of the dashed line have an extreme apo-to-peri ratio of ≥ 10 .

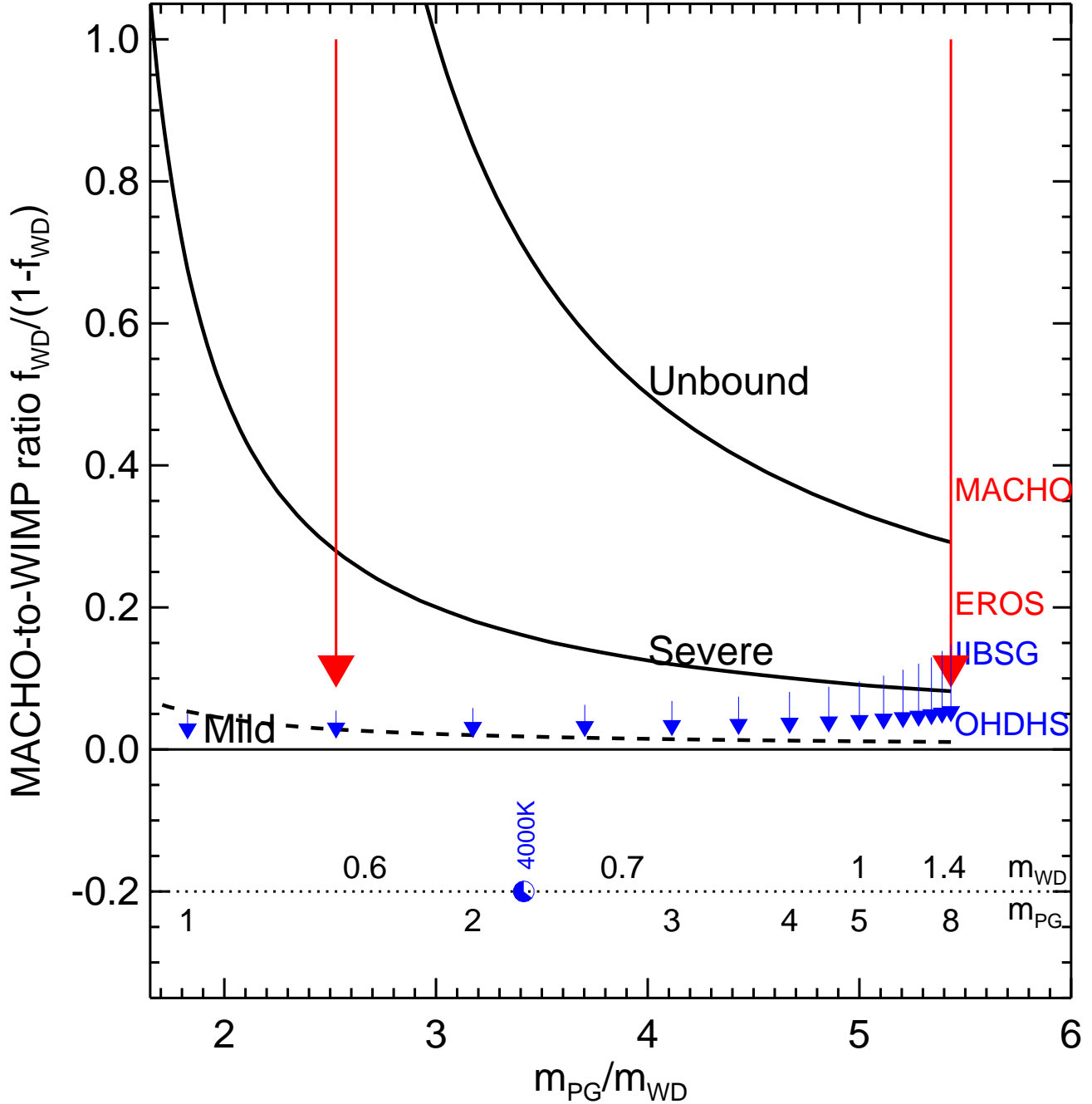


Fig. 3.— shows the effect of wind in the parameter space of MACHO-to-WIMP mass ratio $f_{WD}/(1 - f_{WD})$ vs. the progenitor-to-WD mass ratio m_{PG}/m_{WD} . Models between the two solid lines can have their halo size more than doubled by a fast wind. Models below the dashed line are allowed. The arrows show observational limits; the lower limits come from the number density by OHDHS (Oppenheimer et al. 2001), and IBSG (Ibata et al. 2000); the upper limits come from the mass density by MACHO (Alcock et al. 1997, 2000) and EROS (Lasserre et al. 2000). A conversion scale between m_{PG} and m_{WD} is shown together with a cosmic “clock” marker indicating a 4000 Kelvin WD remnant from a 10-Gyr-old burst; hotter WDs to the left of the marker, and cooler WDs to the right.

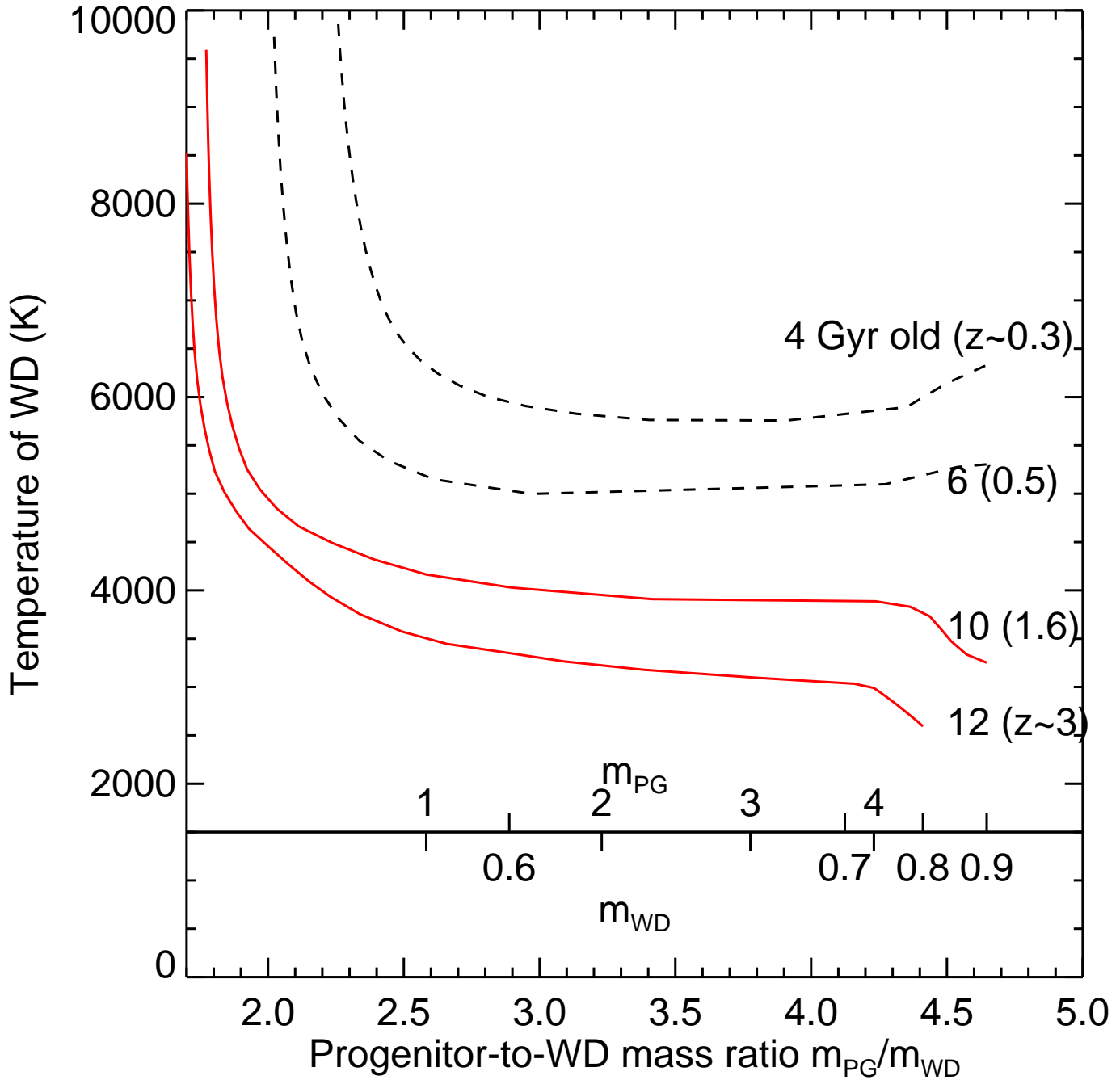


Fig. 4.— shows the temperature of WDs, which are predicted with the cooling isochrones of Richer et al. (2000) for hydrogen-rich WDs, together with a scale showing the initial-final mass conversion. Each isochronic curve is labeled with the age of the burst and corresponding redshift in bracket.

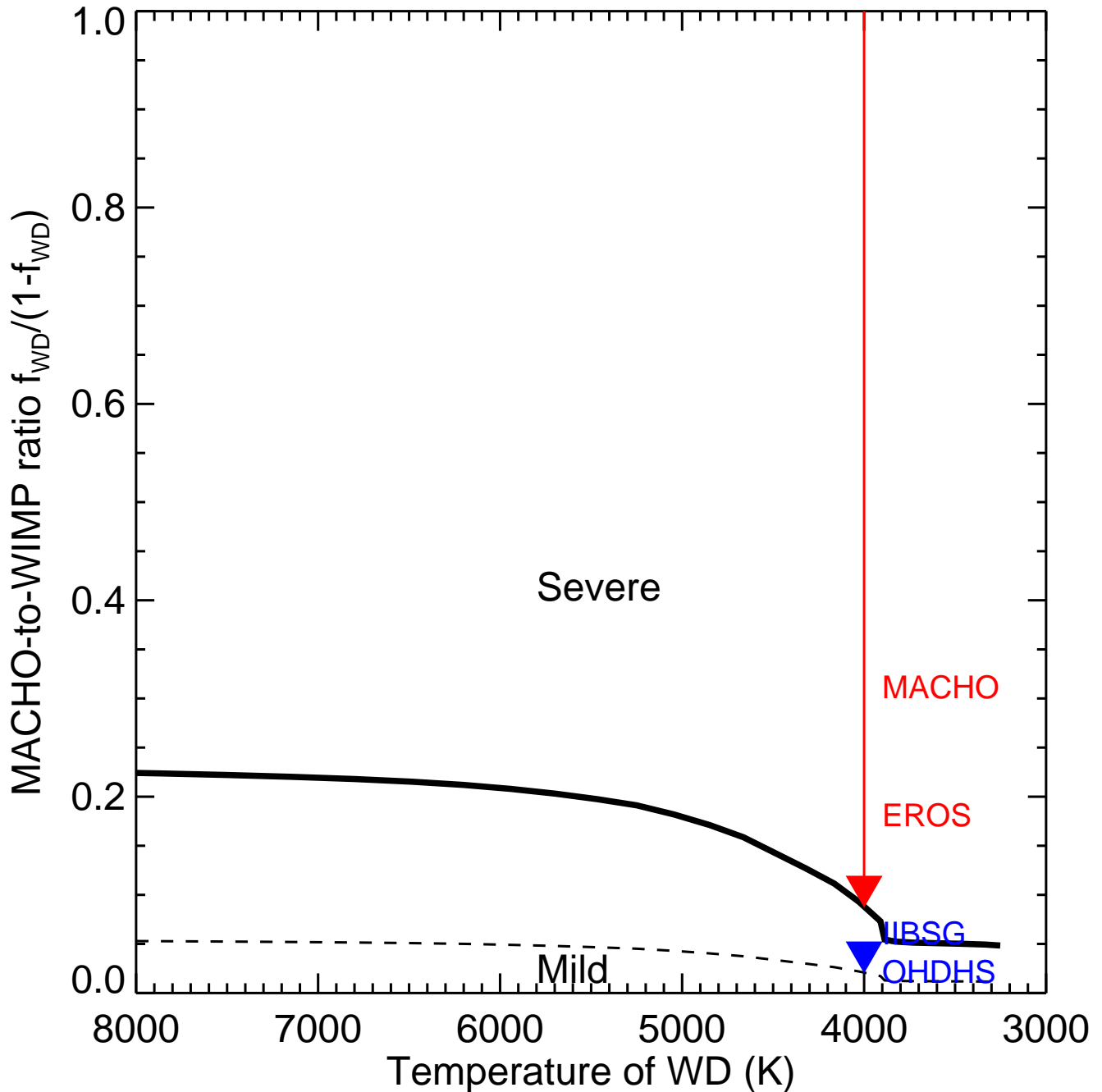


Fig. 5.— shows the allowed halo WD and WIMP mix ratio $f_{WD}/(1 - f_{WD})$ and the temperature of WDs. The region above the solid line is excluded because of too much mass loss from the WD progenitors which could double the size of the halo. The dashed line corresponds to a mild expansion of the halo. Here we take a 10 Gyr cooling isochrone and the initial-final relation from Richer et al. (2000, and references therein). The dynamical limit comes from eq. (14) and eq. (6). Several estimations for f_{WD} from different observations are also roughly indicated by the labels and arrows at 4000 K, the typical temperature of observed WDs.