

Helium-Core White Dwarfs in Globular Clusters

Brad M. S. Hansen^{1,2}, Vassiliki Kalogera³, and Frederic A. Rasio³

¹ *Hubble Fellow, Division of Astronomy, University of California, 8971 Math Sciences, Los Angeles, CA, 90095*

² *Department of Astrophysical Sciences, Princeton University, Princeton, NJ, 08544*

³ *Department of Physics & Astronomy, Northwestern University, 2145 Sheridan Rd, IL, 60208*

ABSTRACT

We examine the theoretical implications of a population of low-mass helium-core white dwarfs in globular clusters. In particular, we focus on the observed population in the core of NGC 6397, where several low-mass white dwarf candidates have been identified as “non-flickerers” by Cool and collaborators. Age and mass estimates from cooling models, combined with dynamical and evolutionary considerations, lead us to infer that the dark binary companions are C/O white dwarfs rather than neutron stars. Furthermore, we find that the progenitor binaries very likely underwent an exchange interaction within the last 10^9 years. We examine the prospects for detecting a similar population in other globular clusters, with particular attention to the case of 47 Tuc.

Subject headings: binaries: close — stellar dynamics — globular clusters: general — globular clusters: individual (NGC 6397; 47 Tucanae) — Hertzsprung-Russell diagram — white dwarfs

1. Introduction

Binaries play a central role in the internal dynamical processes that drive globular cluster evolution (e.g., Hut et al. 1992; Bailyn 1995). Of particular importance is the primordial binary star population (Heggie 1975; Hut et al. 1992), which provides a crucial internal energy source for the cluster by virtue of inelastic scattering encounters. Some of the more dramatic products of these encounters include recycled pulsars (Rappaport, Putney, & Verbunt 1989; Phinney 1996), low-mass X-ray binaries (Verbunt & Johnston 1996), cataclysmic variables

(Di Stefano & Rappaport 1994; Cool et al. 1995; Grindlay et al. 2001) and blue stragglers (Sigurdsson, Davies, & Bolte 1994; Lombardi, Rasio, & Shapiro 1996).

Cool et al. (1998) and Edmonds et al. (1999) (hereafter CGC and EGC, respectively) have reported the detection of a new stellar population near the center of the core-collapsed globular cluster NGC 6397. They named them “non-flickerers” and tentatively identified them as low-mass helium-core white dwarfs (hereafter HeWDs). Several similar, but fainter, objects have been discovered by Taylor et al. (2001) in the same cluster. HeWDs are the result of the truncated evolution of low- and intermediate-mass stars in binaries (Kippenhahn, Kohl & Weigert 1967), in which the hydrogen envelope of an evolving star is removed before the degenerate core is massive enough to burn helium to carbon. Such objects are a generic by-product of mass transfer in close binaries with evolved low-mass donor stars and may offer insight into the formation history of the compact object population and its coupling to the global cluster evolution.

In this paper we use white dwarf cooling models, together with simple binary evolution and dynamical models, to examine the nature of the “non-flickerers,” extending the initial discussion of EGC. We confirm that they must be HeWDs with more massive, dark binary companions. We place these systems in the broader dynamical context appropriate to the underlying binary population and examine the results as a function of globular cluster parameters, with particular application to NGC 6397 and 47 Tuc.

The observations and their immediate implications are briefly summarized in §2. In §3 we discuss the formation and cooling of HeWDs. Applications to NGC 6397 and 47 Tuc are presented in §4 and §5, respectively, while other clusters are discussed briefly in §6.

2. The ‘Non-flickerers’

The “non-flickerers” (NFs) were discovered by CGC during a search for cataclysmic variables (CVs) in the core of NGC 6397 (Cool et al. 1995; Grindlay et al. 1995). In the UV, CVs lie between the white dwarf sequence and the main sequence by virtue of emission from the inner parts of the accretion disk. In the redder optical bandpasses, the disk is fainter and the donor star becomes more apparent, so that the system is found closer to the main sequence. The NFs differ from the CVs in that they show no evidence for a red donor star and, furthermore, they show none of the characteristic UV “flicker” associated with the CV accretion disk. On the basis of this, CGC coined the term “non-flickerers.” They advanced the hypothesis that the NFs were hot HeWDs, which lie above the traditional white dwarf sequence by virtue of their smaller masses and thus larger radii. EGC presented a spectrum

for one of the NFs and derived temperature and gravity constraints ($\log g = 6.25 \pm 1.0$, $T_{\text{eff}} = 17500 \pm 5000$ K) consistent with models of low-mass white dwarfs (Hansen & Phinney 1998a; Benvenuto & Althaus 1999).

The masses inferred for these white dwarfs (see section § 3.2) are in the range $0.2 - 0.25 M_{\odot}$, which is considerably smaller than the main sequence turnoff mass ($\sim 0.8 M_{\odot}$). If these white dwarfs were single they would tend to leave the core of the cluster on a timescale comparable to the central two-body relaxation time (Fregeau et al. 2002). The relaxation time in the core of NGC 6397 is

$$\tau_{\text{rc}} \simeq 8 \times 10^5 \text{yrs} \left(\frac{\sigma}{4.5 \text{km.s}^{-1}} \right)^3 \left(\frac{M_{\text{wd}}}{0.3 M_{\odot}} \right)^{-1} \left(\frac{M_{\text{to}}}{0.8 M_{\odot}} \right)^{-1} \left(\frac{n}{1.5 \times 10^6 \text{pc}^{-3}} \right)^{-1} \quad (1)$$

where we have used the central luminosity density from Djorgovski (1993), and we assumed a mass-to-light ratio of 3 and a (conservative) average stellar mass of $1 M_{\odot}$ since the core is likely dominated by heavy stellar remnants (King, Sosin & Cool 1995). For comparison the central relaxation time estimated by Djorgovski (1993) is $\simeq 8 \times 10^4$ years.

On timescales longer than τ_{rc} , isolated low-mass white dwarfs should have diffused out of the core as mass segregation develops in the cluster (Fregeau et al. 2002). Yet, the NF positions measured by CGC are strongly concentrated towards the cluster centre. This clearly suggests that the NFs must be members of binary systems with total masses comparable to or greater than the main sequence turnoff mass. Indeed, the binary companions could have been expected, since low-mass white dwarfs are formed only by truncated stellar evolution in close binaries¹. A companion of sufficient mass to explain the central location ($\gtrsim 0.6 M_{\odot}$) would be of comparable or greater luminosity and much redder than the NF. Thus, the total binary mass must be dominated by a dark component, such as a neutron star (as suggested by CGC) or a C/O white dwarf. This is also consistent with the observation of a Doppler shift of about 200 km s^{-1} (interpreted as an orbital velocity) for one of the NF by EGC.

Since we will discuss the role of exchange interactions and the resultant recoils, we also note the half-mass relaxation time is $\sim 2 \times 10^8$ yrs for NGC 6397. On this timescale massive bodies kicked out of the core (such as hard binaries), will segregate back to the centre. Thus, for systems older than this, we expect them to be concentrated towards the core, whereas younger systems could potentially be found in the outer parts.

¹Han, Podsiadlowski & Eggleton (1994) note that HeWDs can potentially be formed by the evolution of isolated low-mass ($< 1 M_{\odot}$) stars. However, this formation path can only occur for population I stars and is therefore not relevant to globular clusters. In addition, it appears to produce white dwarfs of mass $\simeq 0.4 M_{\odot}$, i.e., too massive to describe the NFs in any event.

3. Helium Core White Dwarfs

3.1. Origins

Low-mass white dwarfs are the result of binary stellar evolution. In the field they are found as companions to millisecond pulsars (Ryba & Taylor 1991; Phinney & Kulkarni 1994; Hansen & Phinney 1998b) and in double degenerate systems (Bragaglia et al. 1990; Marsh, Dhillon, & Duck 1995; Saffer, Livio, & Yungelson 1998). In binaries with initial separations $< 200R_{\odot}$, a low-mass star overflows its Roche lobe as it evolves off the main sequence and up the giant branch, but before core-helium ignition starts. The consequent mass loss truncates the stellar evolution and leaves the remnant degenerate core to cool as a HeWD. The final binary configuration depends on the stability of the mass transfer process and, in particular, the mass of the companion star.

If the accretor is a neutron star (for which we assume a mass of about $1.4 M_{\odot}$), then the mass transfer is stable as long as the donor mass is less than about $1.5 M_{\odot}$. This includes the stabilising effect of non-conservative mass transfer (the critical donor mass for dynamical instability decreases to about $1 M_{\odot}$ for conservative mass transfer; see Kalogera & Webbink 1996). Mass transfer is driven by the radial expansion of the evolving red giant and the orbit expands until the donor envelope mass is exhausted. The radius of the red giant is primarily determined by its core mass, and consequently the final orbital period should correlate with the white dwarf mass (see, e.g., Rappaport et al. 1995). If instead the accretor is a C/O white dwarf, then there is little possibility of stable mass transfer for donors with mass $M > 0.8 M_{\odot}$. Indeed Han (1998) and Nelemans et al. (2000) have investigated the formation of double degenerate systems and find that all systems undergo a common-envelope phase during the second mass transfer episode, which results in the formation of the low-mass HeWD². This difference in behaviour is a consequence of the larger mass of the neutron star and the tendency for the orbit to expand when mass is transferred from a lighter donor to a heavier accretor.

The above considerations apply to isolated binaries and so describe the behaviour of the primordial binary population. However, in a dense globular cluster, there are more important *dynamical* paths that can lead to the production of HeWDs. Of particular importance are exchange interactions involving hard binaries (those with binding energies exceeding the typical kinetic energy of other cluster stars). In most cases it is the least massive of the three stars involved in a strong interaction that will be ejected. This both promotes the

²The *first* mass transfer episode, resulting in the formation of the more massive white dwarf, may be stable or may also lead to a common envelope.

formation of HeWDs (by increasing the average secondary mass in binaries with a neutron star or C/O white dwarf primary – thereby increasing the likelihood that there will be a mass transfer episode within a Hubble time) and contributes to their eventual removal from the binary (since the HeWD mass $\sim 0.1–0.4M_{\odot}$ is significantly smaller than the masses of typical main-sequence intruders). Although they owe their provenance to dynamical interactions, the products of post-exchange mass-transfer binaries that go through stable mass transfer are still subject to the same basic stellar evolution as primordial binaries. Thus, they should follow the same orbital period – companion mass relation as the primordial systems.

We must also consider those evolutionary pathways in which the dynamical interactions lead directly to close degenerate binaries. These include tidal captures followed by mergers (Ray, Antia & Khembavi 1989; McMillan, Taam, & McDermott 1990; Rasio & Shapiro 1991) or direct collisions between red giants and compact objects (Verbunt 1987; Bailyn 1988; Rasio & Shapiro 1991; Davies, Benz, & Hills 1991). In all cases the resulting merger will leave the red giant core (or proto-white-dwarf) and the original compact object in a binary, with most of the giant envelope expelled to infinity. The cross section for these processes in globular clusters is dominated by gravitational focussing and thus proportional to the red giant radius. We may thus determine the distribution of final white dwarf masses by calculating the fraction of the total collision cross section Σ associated with stages before the red giant has evolved to the point where the core mass M_c has a particular value M , i.e.,

$$\frac{\Sigma(M_c < M)}{\Sigma(M_c < M_f)} = \frac{\int_0^M R(M_c(t))dt}{\int_0^{M_f} R(M_c(t))dt} \quad (2)$$

where M_f is the core mass at the point of core helium ignition. The result is shown in Figure 1, where we have used the models of Hurley, Pols, & Tout (2000). We see that 75% of the final products have $M_{\text{wd}} < 0.3 M_{\odot}$, a result similar to that of Verbunt (1988). However, the resulting binaries are not particularly hard, as the relative kinetic energy of the two stars is similar to the binding energy of the giant envelope and there is little inspiral associated with the ejection of the envelope (Rasio & Shapiro 1991). The final orbital separations are therefore comparable to the original giant radius and these binaries will have lifetimes against further interactions that are similar to those of systems undergoing stable mass transfer.

3.2. Cooling Models

Low-mass white dwarfs fall between the traditional white-dwarf cooling sequence and the main sequence because the non-relativistic degenerate equation of state implies $R \sim M^{-1/3}$, making lower mass dwarfs cooler at fixed luminosity. For relatively young (& thus hot) white

dwarfs, there is the additional feature that a small mass fraction of hydrogen on the surface can increase the radius further. Thus, the CMD positions of the NFs argue in favour of their low mass.

Low-mass white dwarfs also have helium cores, rather than carbon/oxygen cores, because their prior evolution was truncated during the mass transfer phase and they never reached the core helium burning phase. This affects the cooling rate because the heat capacity per unit mass of the white dwarf is thereby increased by a factor ~ 3 . Thus, HeWDs will be brighter than contemporaneous C/O dwarfs due to their slower cooling. There may also be a contribution from residual hydrogen burning if these low mass white dwarfs possess thick hydrogen surface layers. This effect was first noted by Webbink (1975) and results from the fact that lower mass dwarfs (with lower surface gravities) also have smaller pressures at the base of the envelope and thus weaker CNO-cycle shell burning and fewer thermal pulses. This trend has been investigated in recent years (Alberts et al. 1996; Driebe et al. 1999; Serenelli et al. 2001) as a potential explanation for the puzzling discrepancy between the timing age of the PSR J1012+5307 and the cooling age of the white dwarf companion if it had only a moderate surface layer (Lorimer et al. 1995; Hansen & Phinney 1998b). On the other hand, the limits on the companion to the PSR B1855+09 (van Kerkwijk et al. 2000) are inconsistent with a thick layer mass ($M_{\text{H}} < 3 \times 10^{-4} M_{\odot}$) but consistent with the moderate layer cooling age derived in Hansen & Phinney (1998b). This dichotomy is probably because the derived layer masses are sensitive to some aspects of the physics like the treatment of diffusion of CNO elements and the mass loss prescriptions.

The hydrogen layer thickness is also affected by the evolutionary history of the white dwarf. The various papers advocating large hydrogen layer masses (Driebe et al. 1995; Serenelli et al. 2001) calculated the conditions relevant for stable mass transfer driven by Roche-lobe overflow, since they are intended to describe the companions to field millisecond radio pulsars. Thus, while these models suffice to describe the companions to field neutron stars, they do not necessarily apply to the post common-envelope systems i.e. those in which the primary is a C/O white dwarf.

To estimate the remnant layer mass in the case of a common-envelope episode, we note that the inspiral takes place on timescales much shorter than the envelope thermal time, so that the heat deposition is considerably more rapid than in the stable mass transfer case; i.e., the thermal structure of the envelope has little chance to respond to the inspiral. Thus, we assume that only that fraction of the original envelope mass that lies within the final Roche lobe will fall back onto the system³, i.e., $M_{\text{f}}/M_0 \sim (a_{\text{f}}/a_0)^{3-\alpha}$, where M_{f} and M_0 are

³This is a conservative assumption as any expansion in response to the dissipation of orbital energy will

the final and initial envelope masses and α is the power law slope of the envelope density profile ($\alpha=1.5$ for an isentropic ideal gas). The ratio of pre- and post-inspiral separations varies from ~ 25 – 150 ; i.e., 10^{-4} – 10^{-2} of the original envelope mass is retained. Furthermore, the fallback mass is subject to competitive accretion by *both* bodies in the binary, so that the HeWD is likely to accrete only that fraction corresponding to its relative fraction of the total Roche lobe volume i.e., $\sim M_{\text{wd}}/M_{\text{total}} \sim \frac{1}{3} - \frac{1}{2}$. We use the population synthesis models of Rasio, Pfahl & Rappaport (2000) & Rappaport et al. (2001) to calculate the post-exchange binary population and estimate the hydrogen layer masses as above. The results are shown in Figure 2. We see that NFs with C/O white dwarf companions have considerably smaller hydrogen layer masses than is found for the stable-transfer neutron star case or for the case of a common-envelope system containing a neutron star. This arises from two effects. The first is that the C/O white dwarf is less massive than the neutron star and thus spirals in further to release a fixed amount of binding energy. The second is that binaries containing C/O white dwarfs can enter the common envelope stage with much lower mass secondaries than in the neutron star case (see §3.1), so that the envelopes that must be expelled are less massive to begin with.

To illustrate the effect of this range of hydrogen layer masses, we use the code of Hansen & Phinney (1998a), which incorporates detailed interior and atmospheric physics and an extended range of hydrogen layer masses as required by this study.

Figure 3 shows the cooling of HeWD with a “moderate” hydrogen surface layer mass fraction of $q_{\text{H}} = 10^{-4}$. For such a layer mass, surface hydrogen burning makes a negligible contribution to the luminosity. Also shown is the cooling curve for a standard $0.5 M_{\odot}$ carbon/oxygen core white dwarf and for a binary containing two identical $0.5 M_{\odot}$ white dwarfs. This latter curve shows the extent to which normal white dwarf binaries can be confused with low-mass objects. The original CGC white dwarfs are thus in the age range $10^7 - 10^8$ years in this model, while the later Taylor et al. (2001) dwarfs are ~ 1 Gyr old. All the white dwarfs have masses $\sim 0.17 - 0.21 M_{\odot}$. Also shown is the optical companion to the millisecond pulsar in 47 Tuc, detected by Edmonds et al. (2001). This object is of even lower mass ($\sim 0.14 M_{\odot}$) with an age $\sim 7 \times 10^7$ yrs.

Figure 4 shows the same cooling behaviour, but now for an initial surface hydrogen layer mass fraction of $q_{\text{H}} = 0.03$. This corresponds to layer masses comparable with those of Driebe et al. (1999). The strong influence of residual hydrogen burning is now clearly seen, with the lowest mass dwarfs showing a prolonged lifetime at high luminosities. For more massive objects ($M > 0.25 M_{\odot}$) this effect gets weaker, since the nuclear burning (driven

only reduce the fallback mass still further.

by the higher pressures at the base of the hydrogen envelope) is stronger and the available fuel is consumed on timescales shorter than a Hubble time. This is consistent with the observations of the PSR1855+09 companion, whose mass ($\sim 0.23M_{\odot}$) is large enough to reduce the retardation due to hydrogen burning. In this model, the CGC dwarfs are again $\sim 0.2M_{\odot}$, but now their ages range from 0.1-3 Gyr. Furthermore, the Taylor et al. (2001) objects are then very old, (~ 15 Gyr). The Edmonds et al. (2001) object has a slightly larger mass than before ($\sim 0.18M_{\odot}$), but still an age $\sim 10^8$ yrs.

Thus, to summarise, it appears that there are two possibilities for the nature of the bright NFs in NGC 6397. The first is that they are relatively young (ages $< 10^8$ yr) with moderate surface hydrogen envelopes, in which residual hydrogen burning plays no part in stalling the cooling evolution. The second possibility is that they are older (ages $> 10^9$ yr) but with thicker hydrogen envelopes, in which much of the luminosity is supplied by hydrogen burning. In the next section, we investigate these two possibilities further, taking into account other factors such as the dynamical history of the cluster.

4. Application to NGC 6397

4.1. Young NF

In the first scenario, the relative youth of the HeWDs implies that their progenitors evolved off the main sequence within the last $\sim 10^8$ yr, i.e., the progenitor mass was not much larger than the current turnoff mass (about $0.8 M_{\odot}$). Thus, if the dark companion is a $1.4 M_{\odot}$ neutron star, the donor/accretor mass ratio is < 0.6 and the mass transfer is stable. The binary orbit will then expand during mass transfer, and we expect the final system to obey the usual companion mass – orbital period relation. In a dense, core-collapsed cluster such as NGC 6397, it is very likely that the white dwarf will be removed from such a wide binary during a later interaction. To examine this more quantitatively, consider the approximate lifetime of the binary to exchange interactions (e.g., Davies 1995)

$$\tau_{\text{ex}} \sim 10^{11} \text{ yr} \left(\frac{\sigma}{10 \text{ km s}^{-1}} \right) \left(\frac{n}{10^5 \text{ pc}^{-3}} \right)^{-1} \frac{1}{a} \frac{1}{M_1 + M_2 + M_3} \quad (3)$$

where M_1 , M_2 , and M_3 are the masses (in M_{\odot}) of the two binary components and of the incoming perturber, respectively, and a is the binary semi-major axis (in R_{\odot}). Converting a to binary orbital period, assuming $M_1 + M_2 \simeq 2 M_{\odot}$, $M_3 = 0.8 M_{\odot}$, and adopting the central luminosity density of Djorgovski (1993) with a mass-to-light ratio of 3 and the central velocity dispersion of Pryor & Meylan (1993), we infer the maximum orbital period that a surviving

binary is likely to have for a given lifetime to exchange

$$P_{\text{orb}} \sim 3 \text{ d} \left(\frac{\tau_{\text{ex}}}{10^8 \text{ yr}} \right)^{-3/2} \left(\frac{\sigma}{4.5 \text{ km s}^{-1}} \right)^{3/2} \left(\frac{n}{1.5 \times 10^6 \text{ pc}^{-3}} \right)^{-3/2}. \quad (4)$$

We have chosen the exchange time to be a nominal lifetime for the NFs. We can furthermore convert this into a relation between white dwarf mass and exchange lifetime, using the orbital period – core mass relation of Rappaport et al. (1995). This yields a range of allowed white dwarf masses

$$M_{\text{wd}} < 0.2 M_{\odot} \left(\frac{\tau_{\text{ex}}}{10^8 \text{ yr}} \right)^{-6/25} \left(\frac{\sigma}{4.5 \text{ km s}^{-1}} \right)^{6/25} \left(\frac{n}{1.5 \times 10^6 \text{ pc}^{-3}} \right)^{-6/25} \quad (5)$$

The half-mass relaxation time for NGC 6397 $\tau_{\text{rh}} \simeq 2 \times 10^8 \text{ yr}$, so this estimate is not sensitive to whether or not post-exchange systems acquire significant recoil velocities. Those that do will diffuse back into the core on the timescale of interest. These considerations are also consistent with the Doppler velocity of about 200 km s^{-1} measured by Edmonds et al. (2001), as

$$P_{\text{orb}} = 2\pi \frac{GM_{\text{tot}}}{V^3} \sim 2 \text{ d} \left(\frac{M_{\text{tot}}}{2 M_{\odot}} \right) \left(\frac{V}{200 \text{ km s}^{-1}} \right)^{-1}. \quad (6)$$

However, the white dwarf age is an underestimate in this case because systems with final orbital periods $< 10 \text{ d}$ are the result of a competition between nuclear evolution and magnetic braking (Pylyser & Savonije 1988; Ergma 1996; Podsiadlowski et al. 2002), a process which takes $> 10^9 \text{ yr}$. As an example, models B20,C20 and D20 of Pylyser & Savonije (the most appropriate to the probable progenitor systems) spend 1–4 Gyr in the mass transfer phase, 10–20 times the probable lifetime to exchange. Furthermore, the stable mass transfer evolutionary models appropriate to this phase (Driebe et al. 1999; Serenelli et al. 2001) predict the larger hydrogen layer masses more appropriate to the ‘old NF’ scenario examined in the next section. Thus, it is difficult to make a consistent cooling and dynamical model for the NF if we assume the dark companion to be a neutron star.

The essential problem is that stable mass transfer leads to post-transfer binaries that are too wide. More compact systems that avoid further exchange interactions can be formed only if the system undergoes common-envelope evolution. This can happen if the dark companion mass is less than the progenitor mass, i.e., if the accretor is a normal C/O white dwarf rather than a neutron star. It also allows for arbitrarily young NFs, since the average C/O white dwarf mass is $0.5 - 0.6 M_{\odot}$, less than the current turnoff mass. The resultant common-envelope inspiral makes the binaries hard enough that they are no longer susceptible to further exchanges. Furthermore, our estimates of the hydrogen layer mass in section 3.2 are also consistent with the values required to give the young model ages for

the observed systems. Thus, the assumption of a C/O white dwarf companion results in a consistent solution, with both dynamical lifetimes and cooling ages within the observational constraints.

4.2. Old NF

The above arguments were built on models in which the hydrogen layer mass was small and the NFs were consequently young. If the NFs had larger hydrogen layer masses, their ages could be larger, of order several Gyr. This is the type of white dwarf expected from evolutionary models of stable mass transfer in close neutron star binaries. However, in order for the white dwarf to survive for the estimated cooling time $\sim 3 \times 10^9$ yr, equation (5) predicts $M_{\text{wd}} < 0.09M_{\odot}$.

The only way that the dark companion could be a neutron star is if the progenitor mass were large enough that the mass transfer was unstable and the system entered a common envelope, i.e., if the progenitor were sufficiently more massive than the neutron star. For a progenitor mass $> 1.4M_{\odot}$ and a cluster age $\simeq 12$ Gyr, a white dwarf age > 5 Gyr is required. Although our inferred NF ages are not that large, we have some freedom to tune the white dwarf age by increasing the hydrogen layer mass still further. However, other factors come into play, which we now examine.

Very tight binaries will not always survive in the dense cluster core. If the system is too compact, gravitational radiation will merge the binary anyway (thereby destroying the NF). The timescale for this is

$$\tau_{\text{GR}} \sim 3 \times 10^8 \text{ yr} \left(\frac{a}{R_{\odot}} \right)^4 \left(\frac{M_{\text{tot}}}{1.6 M_{\odot}} \right)^{-1} \left(\frac{1.4 M_{\odot}}{M_{\text{ns}}} \right) \left(\frac{0.2 M_{\odot}}{M_2} \right) \quad (7)$$

Thus, by equating (3) and (7), we find the maximum age to which the white dwarf-neutron star binary can survive in the core of NGC 6397 (see Figure 5)

$$\tau_{\text{max}} \sim 1 \text{ Gyr} \left(\frac{M_2}{0.2 M_{\odot}} \right)^{-1/5} . \quad (8)$$

We see that this clearly rules out the old NF solution, as the combination of inferred ages and masses would violate equation (8).

4.3. Fainter NF

Taylor et al. (2001) detected a second group of potential NFs in NGC 6397 at fainter magnitudes. In the “young NF” scenario, these objects have ages $\sim 10^9$ yr and are just consistent with equation (8). In the “old NF” scenario, these are $> 10^{10}$ yr old and violate all the constraints. Thus, if these objects share a common origin with the brighter NFs, they are also consistent with the “young NF” solution.

We mention this group separately because an alternative explanation has been suggested for them by Townsley & Bildsten (2002): that they could be old, low-luminosity CVs. However, it is important to note that this explanation cannot be applied to the brighter NF objects discussed by CGC.

4.4. Observational Implications

Given the above considerations, we favour the following model for the observed NF population in NGC 6397. They are HeWD with moderate ($\sim 10^{-4}M_{\odot}$) hydrogen surface layers and ages $\sim 10^8$ years (for the bright population). They have formed from progenitors of mass $\sim 0.8M_{\odot}$ in binaries with C/O white dwarfs, and have undergone common envelope evolution.

Our conclusion that there is no self-consistent and convincing scenario that can allow for neutron star companions has an important observational consequence: none of the NFs should show the X-ray signatures characteristic of millisecond pulsars. Grindlay et al. (2002) have examined the core of NGC 6397 with the *Chandra* satellite, identifying many sources (including a millisecond pulsar and several potential CVs), none of which are coincident with the NFs. This “surprising” (in their words) finding is consistent with our analysis.

One could also ask about the possibilities for finding fainter NFs in deeper searches. Here the maximum age constraint (eq. 8) implies that we do not expect to find any NFs fainter than the second population observed by Taylor et al. (2001).

4.5. Surviving Core Collapse

So far we have treated the NGC 6397 core as one of constant density and velocity dispersion. However, NGC 6397 is a “core-collapsed” cluster, where the very definition of a core is somewhat uncertain. We have used the central density and velocity dispersion from Djorgovski (1993) & Pryor & Meylan (1993) respectively, although the true density may be

lower (and thus lifetimes longer; A. Cool, personal communication). On the other hand, the central densities previously reached at the onset of core collapse were potentially even higher and the very low binary fraction (Bolton, Cool, & Anderson 1999) suggests that only the very hard binaries have survived. As a result, we feel that our conclusion that the NFs are young, with C/O white dwarfs as companions, is independent of the details of the past cluster evolution.

Since the NFs are $\sim 10^8$ yr old, the progenitor binaries must have either survived core collapse or been produced during the collapse. Within the “young NF” scenario we may constrain the progenitor configuration as follows. The donor mass is required to be $\sim 0.8 M_\odot$ (since the observed NF masses are larger than the $\sim 0.13 M_\odot$ of the initially hydrogen exhausted core of a turnoff star, i.e., the progenitor must have instigated mass transfer after leaving the main sequence) and the observed core mass tells us the giant radius at which point mass transfer started. Thus we may use the Rappaport et al. (1995) relation to infer the *initial* orbital separation a_0 of a dynamically unstable system. We find

$$a_0 = \frac{0.5R_\odot + 2.36R_\odot (M_2/0.2M_\odot)^{4.5}}{0.38 + 0.2 \log (0.8M_\odot/M_1)} \quad (9)$$

where M_1 and M_2 are the C/O white dwarf and HeWD masses, respectively. For $M_1 \simeq 0.5 M_\odot$ and $M_2 \simeq 0.2 M_\odot$, this yields $a_0 \simeq 7 R_\odot$, corresponding to a period $P_{\text{orb}} \simeq 1.8$ d. The exchange lifetime for such a binary (using the same parameters as before) is $\sim 2 \times 10^8$ yr, similar to the current ages of the white dwarfs. This may also explain why we do not observe HeWDs of greater mass (theoretically up to $0.4 M_\odot$; these more massive HeWDs are prevalent among the field double degenerate systems. See Bergeron, Saffer & Liebert 1992). The rapid increase in a_0 with M_2 leads to a rapid decrease in the lifetime to exchange. For $M_2 \simeq 0.3 M_\odot$ we find $a_0 \simeq 36 R_\odot$ and the exchange time is now only 4×10^7 yr. Thus, in order for a star to grow a helium core $> 0.25 M_\odot$ and avoid Roche Lobe overflow (since that would lead to a CE and immediately halt the evolution) it would have to be in such a wide binary that another exchange interaction would quickly ensue. Thus, not only did the mass transfer episode occur only $\sim 10^8$ yr ago, but the progenitor binary configuration had a similar lifetime. We therefore expect the progenitor stars to have typically participated in several exchange interactions before forming the final binary configuration that led to the mass transfer.

4.6. An evolving population

Since any given binary incarnation cannot survive much longer than 1 Gyr in the core of NGC 6397, compact objects such as white dwarfs and neutron stars may undergo several life-

cycles with different companions over the course of a Hubble time. Not only do we include soft binaries in this statement but also neutron stars and massive white dwarfs with close companions which undergo gravitational wave inspiral. After disrupting their inspiralling companions they will be available again as single objects to exchange into other binaries.

This also implies that the cluster should contain binaries in which the neutron star was recycled by accretion in a previous incarnation, resulting in a millisecond pulsar with a close main sequence companion. This is most likely the nature of the recently discovered first radio millisecond pulsar in NGC 6397 (D’Amico et al. 2001), which shows a variable optical companion consistent with a main sequence star (Ferraro et al. 2001a). D’Amico et al. (2001) note that this is potentially the result of an exchange interaction and Ferraro et al. (2001a) further note that the candidate companion is, in fact, one of the BY Draconis candidates discussed by Taylor et al. (2001).

5. Application to 47 Tuc

We have thus far focussed on the NFs discovered in NGC 6397. However, there are now *Chandra* and *HST* observations of many globular cluster cores. In what follows, we discuss our expectations for the (currently undetected) NF population in 47 Tuc. The attraction of this cluster is the rich data set spanning X-ray (Grindlay et al. 2001), UV (Ferraro et al. 2001b; Knigge et al. 2001), optical (Gilliland et al. 2001), and radio (Camilo et al. 2000) wavelengths. 47 Tuc is also interesting in that it is a dense, pre-core collapse cluster, and somewhat more massive than NGC 6397.

The nominal central density of 47 Tuc is $1.5 \times 10^5 \text{pc}^{-3}$, ten times smaller than the value we used for NGC 6397. This has the important consequence that much wider binaries can survive for a reasonable length of time without suffering an exchange interaction. If we rescale equation (8) to the 47 Tuc parameters (and for neutron star binaries)⁴, we find

$$\tau_{\text{max}} = 10 \text{Gyr} \left(\frac{M_2}{0.2 M_{\odot}} \right)^{-0.2}. \quad (10)$$

Thus, the potential age range of NF binaries in 47 Tuc is much larger than for NGC 6397.

The radio observations find a large population of binary millisecond pulsars in 47 Tuc (Manchester et al. 1991; Camilo et al. 2000), many of which appear to have low-mass white

⁴Note that this expression does not include the orbital period-mass relation for stable systems i.e., it represents the limit obtainable with common-envelope inspiral. The corresponding limits for stable mass transfer products will be discussed below.

dwarf companions. In one case, 47 Tuc U, the NF companion has been detected optically (Edmonds et al. 2001), with a mass $\simeq 0.14 M_{\odot}$ and an age $\sim 10^7 - 10^8$ yr, even for a large hydrogen surface layer. The lower density of 47 Tuc means that, in contrast to the situation in NGC 6397, this could be the product of a primordial binary as well as a dynamically-produced binary. Furthermore, the X-ray and UV searches have uncovered a range of CV candidates, shown in Figures 6 and 7. The NF candidates are also expected to be found in this region of the CMD, as shown by the cooling curves in the figures. An effort to determine what fraction of the CV candidates are actually NFs will elucidate the binary interaction history of this cluster.

The NF population of 47 Tuc is thus expected to have three separate components (in contrast to NGC 6397): those with origins in the primordial binary population, and those resulting from exchange interactions, both with neutron star and C/O white dwarf companions. The products of stable mass-transfer systems are still somewhat limited, as equation (5), converted to 47 Tuc conditions, yields a mass-dependant upper limit to the cooling age of a white dwarf of given mass

$$\tau < 2.7 \text{Gyr} \left(\frac{M_{\text{wd}}}{0.2 M_{\odot}} \right)^{-25/6}. \quad (11)$$

Note that this is stronger than the limit given by (10) because the orbital-period mass relation restricts these systems to wider orbits. Using the binary interaction Monte Carlo code of Rasio, Pfahl, & Rappaport (2000; see also Rappaport et al. 2001), we have also examined the NF population that emerges from exchange interactions. Figure 8 shows the NF mass as a function of age for NF with both neutron star and C/O white dwarf companions. The NFs with C/O white dwarfs show a wide range of masses and ages. The population with neutron star companions is bimodal. For systems resulting from stable mass transfer, we can expect to see objects of mass $0.15 - 0.2 M_{\odot}$ for up to ~ 3 Gyr. More massive NFs will also have neutron star companions, but only if they have undergone common-envelope evolution. This requires them to have had more massive progenitors and are thus correspondingly older (figure 8) and thus cooler. We also note that these more massive objects will be fainter regardless of the initial hydrogen layer mass, as they lie above the mass range where significant retardation of the cooling is possible (§ 3.2).

To conclude, there is great potential for studying the NF population in 47 Tuc. The observed bright millisecond pulsar companion is consistent with a stable mass transfer episode from a $0.8 M_{\odot}$ giant. Many other low-mass white dwarfs are expected, with the brighter population being dominated by systems with C/O white-dwarf companions and the fainter population dominated by systems with neutron star companions.

6. Other Clusters

There are, as yet, no NF candidates in any other clusters. However, we can use the known millisecond pulsar binaries to roughly anticipate the conditions in other clusters. Figure 9 shows the known pulsar binaries in the distribution of lifetime to exchange versus merger lifetime. We have split them up into four groups, depending on cluster density. 47 Tuc occupies a class of its own by virtue of its large number of detections.

What is clear from this diagram is that very few of the cluster millisecond pulsar binaries are likely to be due to an undisturbed primordial configuration; to survive undisturbed for a Hubble time they would need to lie in the top right-hand-side quadrant. Thus, nearly all of these clusters may be expected to possess a population of close binaries sculpted by exchange interactions. In figure 9 we also show the simulations of Rappaport et al. (2001) for the 47 Tuc parameters (which clearly explain the trend of the observed binaries). The majority of the predicted systems lie in the top left-hand quadrant. These are still relatively wide binaries, vulnerable to further exchanges. The observed systems in this area include the NGC 6397 pulsar system, which is most likely a recent exchange capture of a main sequence star and the system NGC 6266A, which has very similar parameters. The binary at the extreme upper left of the plot is the one in NGC 6441. where the large companion mass and significant eccentricity argues for a recent white dwarf capture. The bottom right-hand quadrant is occupied by very compact binaries. The lack of systems in this area is most likely because the recoil velocities of post-exchange binaries (Phinney & Sigurdsson 1991) will eject such tight binaries from the cluster (see Figure 5).

Location of objects on this diagram is based purely on their dynamical properties. The observation of a low mass white dwarf (NF) allows us to obtain a quantitative measure of the age of the system dating from the end of mass transfer and to thereby test the model that goes into the construction of a figure such as figure 9. In the case of NGC 6397, all the objects have consistent model ages < 1 Gyr, in agreement with the location of the NGC 6397 pulsar. The other clusters in class A are also ideally suited for the detection of bright NF.

7. Conclusions

We have examined the various possible evolutionary pathways for the formation of NF systems, identified as HeWD by CGC, in globular cluster cores. We have payed particular attention to the cluster NGC 6397 where these objects were first discovered. We find that most likely the NGC 6397 NFs are HeWD with CO core white dwarfs as their dark companions. This model satisfies all constraints imposed on the lifetimes and masses of white

dwarfs (inferred from the observations and the dynamical properties of the host cluster). The low masses of CO white-dwarf companions (relative to neutron-star companions) allow recent common-envelope evolution that produces (i) orbits tight enough to avoid disruption due to dynamical interactions, and (ii) young, bright HeWD to explain their position in the CMD. Neutron-star dark companions would be too massive and would result either in stable mass transfer (producing systems that are too wide to survive exchange interactions for a significant time in a dense cluster core), or in HeWD too old and too faint.

The common envelope episode also results in a moderate mass hydrogen envelope on the white dwarf surface, leading to an estimate of the cooling age that is consistent with the dynamical considerations. A massive hydrogen envelope, in which nuclear burning is important, would imply that the observed systems are older than they are likely to be, based on their probability of survival in the cluster core.

We have extended our analysis of NGC 6397 to other globular clusters to illustrate how the production of NFs depends on cluster environment. In particular, we have studied the potential NF population in 47 Tuc, which is both less dense and more massive than NGC 6397, and for which a wealth of observational data is becoming available. In this cluster surviving NFs with neutron star companions are possible, but they will be older and more massive (and correspondingly fainter) than those with C/O white dwarf companions. This is again the consequence of whether binaries can survive intact, otherwise being transformed by exchange interactions or gravitational wave-induced mergers.

We anticipate that these models can be extended to other clusters as observational results accrue. The inferred white dwarf cooling ages will allow us to place constraints on the exchange interaction history of clusters in a manner that is independent of other methods, such as the properties of millisecond pulsar binaries.

We thank Eric Pfahl and Saul Rappaport for many useful discussions and comments on the manuscript. BH acknowledges support from Hubble Fellowship HF-01120.01, which was provided by NASA through a grant from the Space Telescope Science Institute, operated by the Association of Universities for Research in Astronomy, Inc., under NASA contract NAS5-26555. BH also thanks the theoretical astrophysics group at Northwestern University for hospitality. VK was supported in part by a Clay Fellowship at the Harvard-Smithsonian Center for Astrophysics. FR acknowledges support from NASA ATP grants NAG5-8460, NAG5-11396, and NAG5-12044.

REFERENCES

- Alberts, F., Savonije, G. J., van den Heuvel, E. P. J. & Pols, O., 1996, *Nature*, 380, 676
- Bailyn, C. D., 1988, *Nature*, 332, 330
- Bailyn, C. D., 1995, *ARA&A*, 33, 133
- Benvenuto, O. G. & Althaus, L. G., 1998, *MNRAS*, 293, 177
- Bergeron, P., Saffer, R. A. & Liebert, J., 1992, *ApJ*, 394, 228
- Bragaglia, A., Greggio, L., Renzini, A. & D’Odorico, S., 1990, *ApJ*, 365, L13
- Cool, A. M., Grindlay, J. E., Cohn, H. N., Lugger, P. N. & Slavin, S. D., 1995, *ApJ*, 439, 695
- Cool, A. M., Grindlay, J. E., Cohn, H. N., Lugger, P. N. & Bailyn, C. D., 1998, *ApJ*, 508, L75
- D’Amico, N., Possenti, A., Manchester, R. N., Sarkissian, J., Lyne, A. G. & Camilo, F., 2001, *ApJ*, 561, L89
- Davies, M. B., 1995, *MNRAS*, 276, 887
- Davies, M. B., Benz, W. & Hills, J. G., 1991, *ApJ*, 381, 449
- Djorgovski, S., 1993, in *Structure & Dynamics of Globular Clusters*, (ASP Conf. Ser. 50), eds. S. G. Djorgovski & G. Meylan, 373
- Driebe, T., Blöcker, T., Schönberner, D. & Herwig, F., 1999, *A&A*, 350, 89
- Edmonds, P. D., Grindlay, J. E., Cool, A. M., Cohn, H., Lugger, P. & Bailyn, C. D., 1999, *ApJ*, 516, 250
- Edmonds, P., Gilliland, R. L., Heinke, C. O., Grindlay, J. E. & Camilo, F., 2001, *ApJ*, 557, L57
- Ergma, E., 1996, *A&A*, 315, L17
- Ferraro, F. R., Possenti, A., D’Amico, N., Sabbi, E., 2001a, *ApJ*, 561, L93
- Ferraro, F. R., D’Amico, N., Possenti, A., Mignani, R. P. & Patrinieri, B., 2001b, *ApJ*, 561, 337
- Fregeau, J. M., Joshi, K. J., Portegies Zwart, S. F., & Rasio, F. A. 2002, *ApJ*, 570, 171
- Gilliland, R. L., et al., 2000, *ApJ*, 545, L47
- Grindlay, J. E., Cool, A. M., Callanan, P. J., Bailyn, C. D., Cohn, H. N. & Lugger, P. M., 1995, *ApJ*, 455, L47
- Grindlay, J. E., Heinke, C., Edmonds, P. D. & Murray, S. S., 2001, *Science*, 292, 2290

- Han, Z., 1998, MNRAS, 296, 1019
- Han, Z., Podsiadlowski, P. & Eggleton, P. J., 1994, MNRAS, 270, 121
- Hansen, B. M. S., & Phinney, E. S., 1998a, MNRAS, 294, 557
- Hansen, B. M. S., & Phinney, E. S., 1998b, MNRAS, 294, 569
- Heggie, D. C., 1975, MNRAS, 173, 729
- Hurley, J. R., Pols, O. R., & Tout, C. A., 2000, MNRAS, 315, 543
- Hut, P. et al., 1992, PASP, 104, 981
- Kalogera, V. & Webbink, R. F., 1998, ApJ, 493, 351
- King, I., Sosin, C. & Cool, A., 1995, ApJ, 452, L33
- Kippenhahn, R., Kohl, K. & Weigert, A., 1967, Zeit. Astr., 66, 58
- Knigge, C., Shara, M. M., Zurek, D. R., Long, K. S., & Gilliland, R. L., 2001, /astro-ph/0012187
- Lombardi, J. C., jr., Rasio, F. A. & Shapiro, S. L., 1996, ApJ, 468, 7 97
- Lorimer, D. R., Lyne, A. G., Festin, L. & Nicastro, L., 1995, Nature, 376, 393
- Manchester, R. N., Lyne, A. G., Robinson, C., Bailes, M. & D’Amico, N., 1991, Nature, 352, 219
- Marsh, T. R., Dhillon, V. S. & Duck, S. R., 1995, MNRAS, 275, 828
- McMillan, S. L. W., Taam, R. E., & McDermott, P. N. 1990, ApJ, 354, 190
- Nelemans, G., Verbunt, F., Yungelson, L. R. & Portegies Zwart, S. F., 2000, A&A, 360, 1011
- Phinney, E. S., 1996, in *The Origins, Evolution and Destinies of Binary Systems in Clusters*, eds. E.F.Milone & J.-C. Mermilliod, ASP Conf. Series, Vol 90, pg 163
- Phinney, E. S. & Kulkarni, S. R., 1994, ARA&A, 32, 591
- Phinney, E. S. & Sigurdsson, S., 1991, Nature, 349, 220
- Pylyser, E. & Savonije, G., 1988, A&A, 191, 57
- Rappaport, S., Joss, P. C. & Webbink, R. F., 1982, ApJ, 254, 616
- Rappaport, S., Ma, C. P., Joss, P. C. & Nelson, L. A., 1987, ApJ, 322, 842
- Rappaport, S., Pfahl, E., Rasio, F. A. & Podsiadlowski, P., 2001, /astro-ph/0101535
- Rappaport, S., Podsiadlowski, P., Joss, P. C., di Stefano, R. & Han, Z., 1995, MNRAS, 273, 731
- Rappaport, S., Putney, A. & Verbunt, F., 1989, ApJ, 345, 210

- Rasio, F. A., Pfahl, E. D. & Rappaport, S., 2000, ApJ, 532, L47
- Rasio, F. A. & Shapiro, S. L., 1990, ApJ, 354, 201
- Rasio, F. A. & Shapiro, S. L., 1991, ApJ, 377, 559
- Ray, A., Khambavi, A. K. & Antia, H. M., 1987, A&A, 184, 164
- Ryba, M. F. & Taylor, J. H., 1991, ApJ, 371, 739
- Saffer, R. A., Livio, M. & Yungelson, L. R., 1998, ApJ, 502, 394
- Serenelli, A. M., Althaus, L. G., Rohrmann, R. D. & Benvenuto, O. G., 2001, MNRAS, 325, 607
- Sigurdsson, S., Davies, M. B. & Bolte, M., 1994, ApJ, 431, L115
- Sigurdsson, S. & Phinney, E. S., 1993, ApJ, 415, 631
- Taylor, J. M., Grindlay, J. E., Edmonds, P. D. & Cool, A. M., 2001, ApJ, 553, L169
- Townsley, D. M., & Bildsten, L., 2002, ApJ, 565, L35
- Van Kerkwijk, M. H., Bell, J. F., Kaspi, V. M. & Kulkarni, S. R., 2000, ApJ, 530, L37
- Verbunt, F., 1987, ApJ, 312, L23
- Verbunt, F., 1988, Adv. Space Res., 8, 529
- Verbunt, F., 1997, MNRAS, 290, L55
- Verbunt, F. & Johnston, H. M., 1996, in *The Origins, Evolution and Destinies of Binary Systems in Clusters*, eds. E.F.Milone & J.-C. Mermilliod, ASP Conf. Series, Vol 90, pg 300
- Webbink, R. F., 1975, MNRAS, 171, 555

Fig. 1.— The solid line is the cumulative cross-section for compact object-red giant collisions as a function of core mass for a $0.85 M_{\odot}$ star. The dashed line indicates the radius of the giant as a function of core mass. The cross-section is dominated by the smaller core masses (despite the smaller radii) because the giant spends less time with a large core mass/radius.

Fig. 2.— The circles show the estimated hydrogen-layer masses for HeWDs in post-common-envelope binaries with neutron-star (open) and C/O white-dwarf (filled) companions. The estimates have been made assuming an isentropic ($\alpha_{\text{CE}} = 1.5$) pre-CE envelope. The stars correspond to the layer masses found by Driebe et al. (1999) in the case when the mass transfer was by stable and initiated by Roche-lobe overflow.

Fig. 3.— The open circles are the data points from CGC and Taylor et al. (2001). The star indicates the MSP HeWD companion in 47 Tuc (Edmonds et al. 2001). The filled circles are labelled with the logarithm of the model age (in yrs). The dotted line indicates a $0.6 M_{\odot}$ C/O white dwarf and the dashed line represents an unresolved binary of two identical such stars. The solid lines show cooling sequences for models of 0.14 , 0.17 and $0.2 M_{\odot}$ with hydrogen layer mass fraction $q_{\text{H}} = 10^{-4}$.

Fig. 4.— All is as in the previous figure, although note that the three solid curves cover a slightly different mass range (0.17 - $0.25 M_{\odot}$). The initial hydrogen mass fraction is now $q_{\text{H}} = 0.03$.

Fig. 5.— The solid lines show the timescale for exchange and merger for a $1.4 M_{\odot}$ neutron star and a $0.2 M_{\odot}$ white dwarf, under the conditions appropriate for the NGC 6397 core. The dashed lines represent the same, but for a $0.6 M_{\odot}$ white dwarf. An additional constraint on binary survival is that the recoil velocity in an exchange interaction can eject a hard binary from the cluster entirely. The distribution of recoil velocities is quite broad (see Sigurdsson & Phinney 1993) and so is not shown on the diagram. However, binaries with separations in the range $a \sim 1 - 10 R_{\odot}$ have a significant chance of retention (for a cluster escape velocity of 50 km.s^{-1}), while those with $a < 1 R_{\odot}$ are frequently ejected.

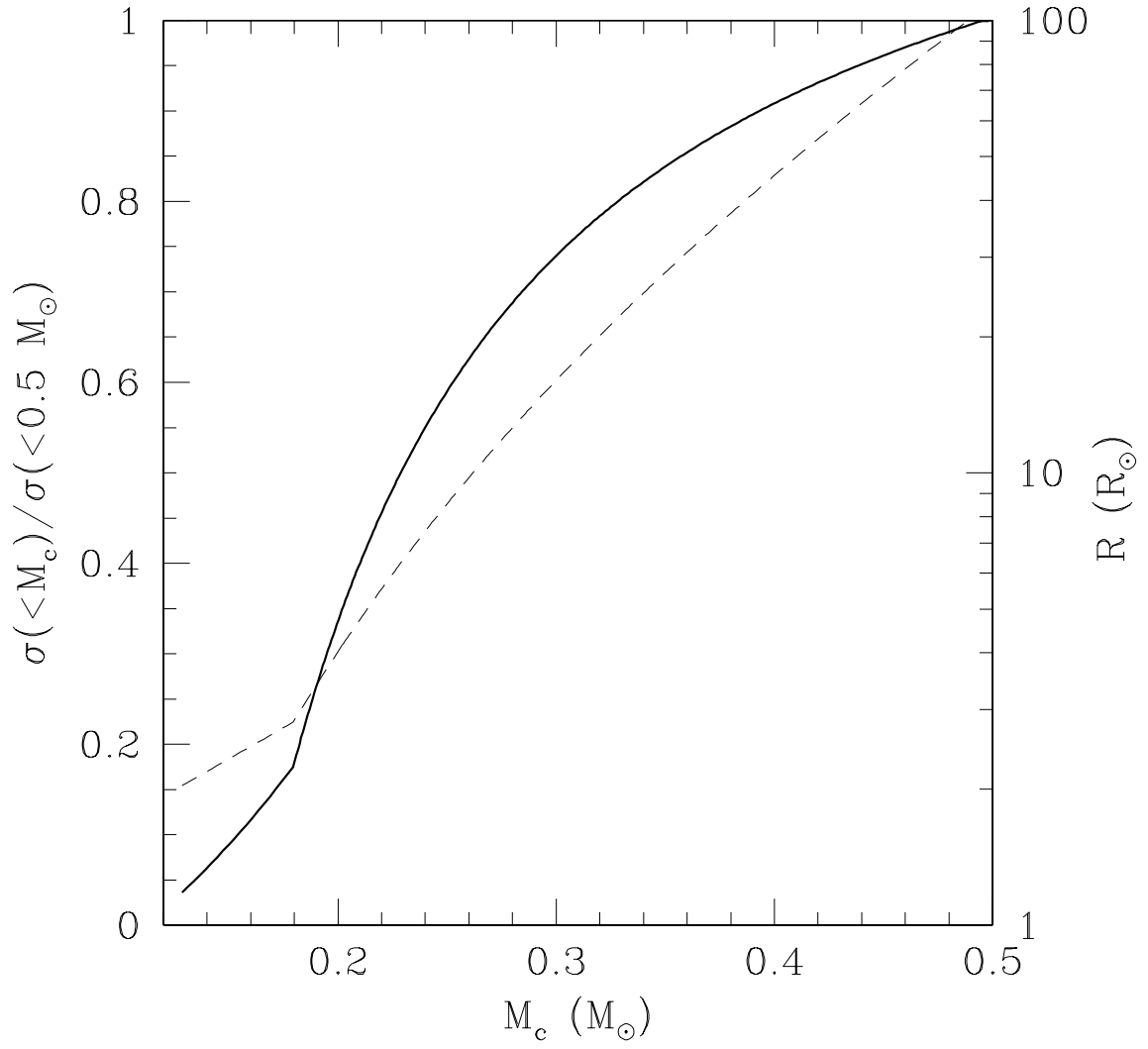
Fig. 6.— The solid curves denote HeWD with moderate hydrogen layers. The dotted and dashed lines indicate a $0.6 M_{\odot}$ C/O core white dwarf and associated binary sequence. The solid box indicates the CV candidate region defined by Knigge et al. (2001). Many of the objects in this region could be NFs.

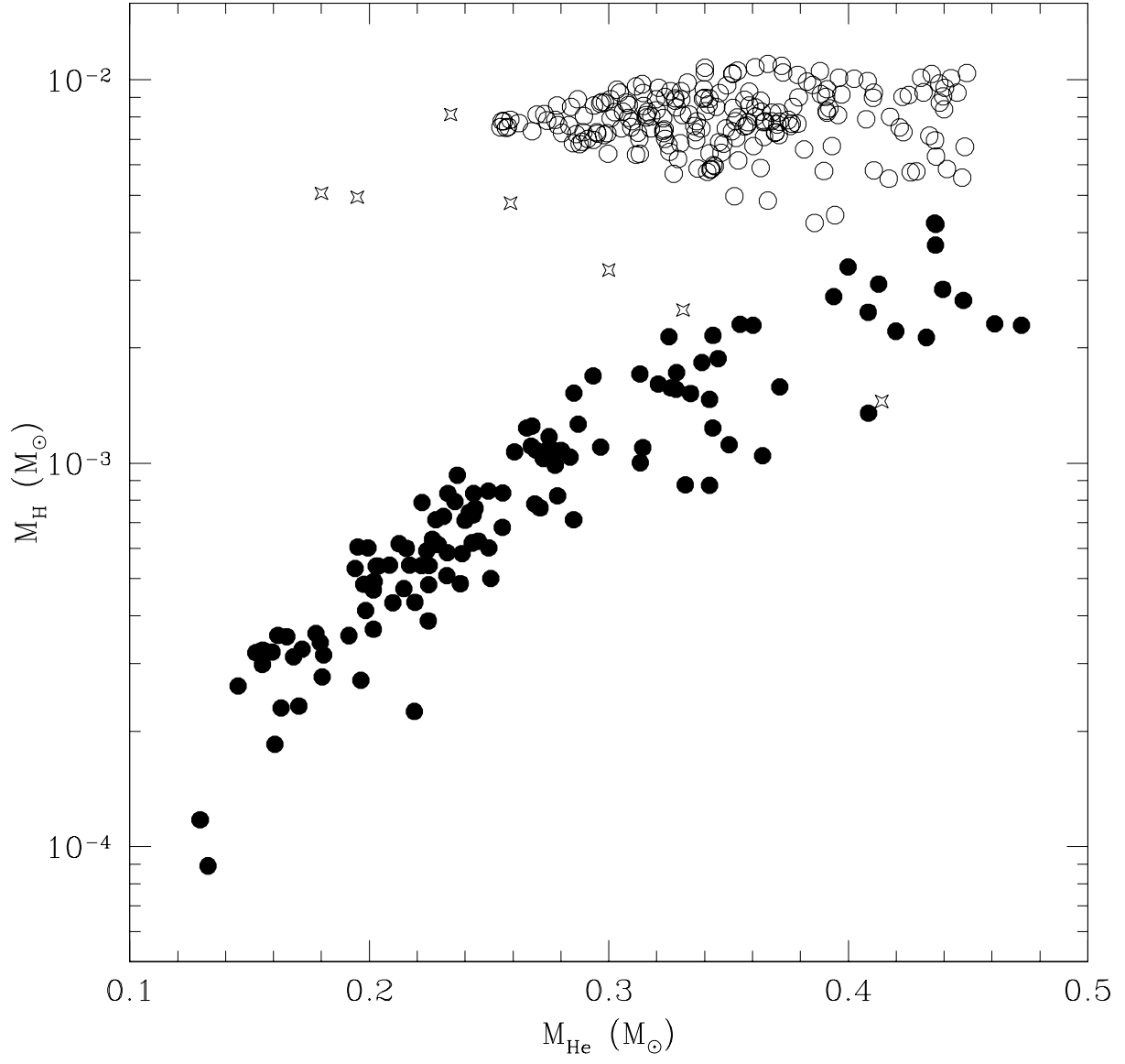
Fig. 7.— The symbols shown are the same as in the Ferraro et al. (2001). Open circles and triangles denote blue stragglers and normal white dwarfs respectively. The filled circles indicate the bright CV-candidate population. (The fainter population was not included in the tables and is thus not shown). The crosses indicate objects with a corresponding X-ray

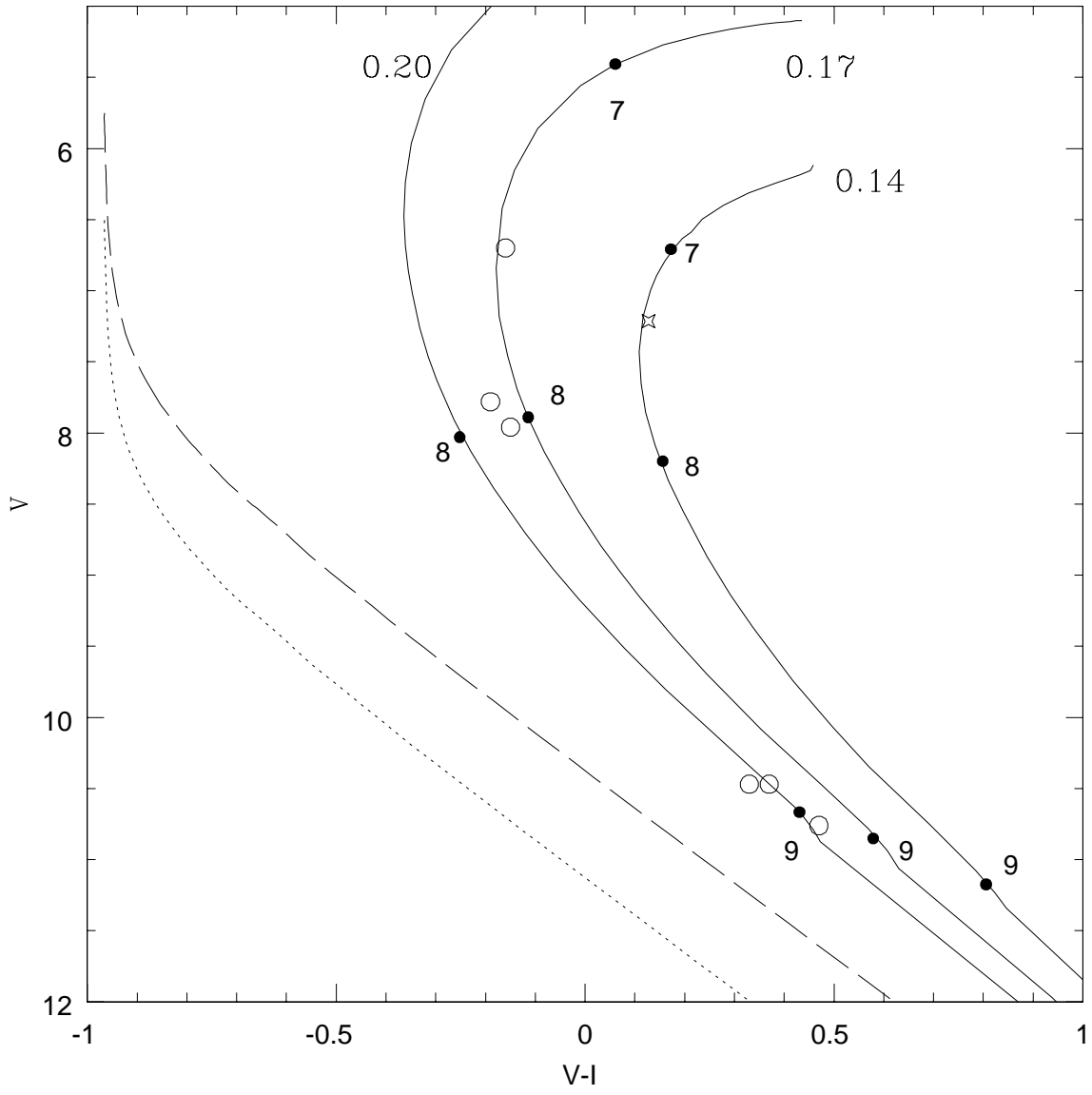
detection. The main sequence is contained in the box in the bottom right hand corner. The dashed line is a $0.6 M_{\odot}$ white dwarf sequence and the solid curves are for 0.3, 0.2 and $0.17 M_{\odot}$.

Fig. 8.— The ages of HeWD in binaries produced from exchange interactions in 47 Tuc, as inferred from the simulations of Rasio et al. (2000). The filled circles indicate HeWDs with neutron star companions and the open circles have C/O white dwarf companions. The age is the *white dwarf* age i.e. 14 Gyr minus the progenitor main sequence lifetime. The minimum age of the HeWD with NS companions is due to the mass limit for dynamically unstable mass transfer, as discussed in the text.

Fig. 9.— The disruption time and merger time for a variety of cluster binaries is shown. The classes denoted by A, B, C and D are in order of decreasing cluster density, with B reserved for 47 Tuc alone (except for B*, which lies in NGC 6752, a cluster of very similar density. However, the orbital parameters of this system are more characteristic of the denser clusters in class A, possibly reflecting the core-collapse nature of this cluster). The dotted lines indicate an age of 15 Gyr. The dashed line corresponds to $\tau_m = \tau_{\text{dis}}$ and corresponds to the locus of τ_{max} as defined in equation (8). The open circles are the results of the simulations of the exchange interactions in 47 Tuc discussed in Rasio et al. (2000). The tight relation results from the fact that the simulations produce an approximate relation between HeWD mass and post-common envelope orbital separation $a \sim 1R_{\odot}(M_{\text{He}}/0.2M_{\odot})^{3.35}$.







|

