

A&A manuscript no.
(will be inserted by hand later)

Your thesaurus codes are:

Microlensing neutron stars

Dominik J. Schwarz^{1,2} and Dirk Seidel²

¹ Institut für Theoretische Physik, Technische Universität Wien, Wiedner Hauptstraße 8–10, A-1040 Wien
email: dschwarz@hep.itp.tuwien.ac.at

² Institut für Theoretische Physik, J.W. Goethe-Universität, D-60054 Frankfurt am Main
email: seidel@th.physik.uni-frankfurt.de

Received/Accepted

Abstract. We investigate the chances that neutron stars act as the lense in a gravitational microlensing event towards the galactic bulge or a spiral arm. The observation of neutron stars by means of gravitational microlensing would allow the estimation of neutron star masses independently of the property of being a pulsar in a binary system. We estimate the contribution of neutron stars to the optical depth and the lensing rate based on two different models of the pulsar distribution in the galaxy. Since only a small fraction of all neutron stars are pulsars, it is unlikely to find a pulsar that acts as a microlense by chance. A position comparison of known radio pulsars with observed microlensing candidates towards the galactic bulge and spiral arms shows no candidate pair, which is consistent with the theoretical expectation. To improve the probability of microlensing a pulsar, we suggest to search for gravitational microlensing events of known nearby high proper motion pulsars. The pulsar PSR J1932+1059 is a good candidate for an astrometric detection of gravitational lensing.

Key words: gravitational microlensing – neutron stars – pulsars – PSR J1932+1059

1. Introduction

The determination of neutron star masses so far has been limited to binary systems. Especially the masses of radio pulsars in binary systems lie in an impressively narrow range $M_{\text{PSR}} = 1.35 \pm 0.04 M_{\odot}$ (Thorsett et al. 1993; Thorsett & Chakrabarty 1999). The spread of masses based on the measurement of X-ray binary systems is somewhat larger (Nagase 1989; Reynolds, Bell & Hilditch 1992; Heap & Corcoran 1992; Reynolds et al. 1997; Ash et al. 1999), but the measurements are consistent with the mass value quoted above. However, it is not clear whether these measurements are representative for all neutron stars. In this paper we investigate the chances to

estimate the mass of neutron stars by gravitational microlensing.

The galaxy hosts $\sim 10^9$ neutron stars (Timmes, Woosley & Weaver 1996) out of which $\sim 10^5$ are pulsars (Narayan 1987). Thus the fraction of neutron stars which are pulsars, too, is only $10^{-3} - 10^{-4}$. Moreover, only a small fraction of pulsars appears to be in binary systems (out of $\sim 10^3$ known radio pulsars only $\sim 10^2$ are known to be in binary systems). The range of observed masses is surprisingly narrow in view of theoretical stability considerations, which allow neutron star masses in the range $0.1 M_{\odot}$ to $3 M_{\odot}$ (see, e.g., Weber 1999). The predicted initial mass function from supernova simulations provides a more narrow mass range within $1 M_{\odot}$ to $2 M_{\odot}$, depending on the supernova type (Timmes, Woosley & Weaver 1996).

The neutron star mass function is of great importance not only for astrophysical purposes, but also for fundamental physics. On one hand neutron stars are the only known place in nature where theoretical ideas on the phase diagram of quantum chromodynamics at high density may be tested [for recent reviews see Schwarz (1998), Weber (1999) and Alford, Bowers & Rajagopal (2000)]. On the other hand, the equation of state of neutron stars is important to predict the wave pattern of gravitational radiation emitted in mergers of neutron star binaries, one of the most important sources expected for gravitational wave interferometers like LIGO¹ and VIRGO².

Gravitational lensing [see, e.g., Schneider, Ehlers & Falco (1992)] by now has been proven to be a very powerful technique to study mass distributions. For dark or low-luminosity stellar mass objects gravitational microlensing [for reviews see Paczyński (1996) and Zakharov & Sazhin (1998)] provides a tool to measure their masses. Gravitational microlensing towards the galactic bulge and towards the galactic spiral arms has been studied by various groups

¹ Laser Interferometer Gravitational Wave Observatory
<http://www.ligo.caltech.edu/>

² <http://www.virgo.infn.it/>

(OGLE³, Udalski et al. 1994, 2000, Wozniak et al. 2001; MACHO⁴, Alcock et al. 1997, 1999, 2000, Popowski et al. 2001; EROS⁵ Derue et al. 1999, 2001). The optical depth of the bulge is $\tau = (1.4 \pm 0.3) \times 10^{-6}$ (Popowski et al. 2001) and drops to $\tau = 0.45^{+0.24}_{-0.11} \times 10^{-6}$ (Derue et al. 2001) in the spiral arms. About 800 candidates for gravitational microlensing have been observed.

In this work we show that gravitational microlensing of neutron stars in the galaxy can in principle be observed with present day techniques (photometric lensing). We find that the rate of observing a neutron star microlensing event is about 10^{-7} per year per observed light source in the direction of the galactic bulge, the optical depth is $\sim 10^{-8}$. Correspondingly, if we assume that the pulsar number density is proportional to the neutron star number density, the rate to observe a pulsar as a microlens is lower by a factor $10^{-3} - 10^{-4}$. As the number of monitored stars is $\sim 10^7$ in each experiment, we expect that no such observation has been made yet. A data comparison between the ATNF Pulsar Catalogue⁶ and known microlensing events towards the galactic bulge and towards the galactic spiral arms (OGLE, Wozniak et al. 2001; MACHO, Alcock et al. 1997, 1999, 2000; EROS, Derue et al. 1999, 2001) shows that indeed none of the known pulsars has been acting as an observed microlens so far.

Once a microlensing event of appropriate duration (a few days to a few months) has been found the challenge is to figure out whether a neutron star or a different compact object has been acting as lens. This task may be accomplished by means of astrometric microlensing (Høg, Novikov & Polnarev 1995, Miyamoto & Yoshi 1995, Walker 1995, Miralda-Escudé 1996 and Boden, Shao & Van Buren 1997). Astrometric lensing measures the shift of the centre of light of the source star. While photometric lensing is most efficient if the source passes through the Einstein ring, astrometric lensing is most efficient if the source passes close to, but outside, the Einstein ring. The most important background will be main sequence stars that are not properly resolved (Gould 2000). White or brown dwarfs as well as black holes are candidates for similar microlensing events due to their similar masses. As has been shown by Gould (2000), upcoming astrometric space missions (like GAIA⁷ and SIM⁸) combined with ground based observations should be able to pick out a hand full of neutron stars. The observation of astrometric lensing will also be possible with the help of long-baseline optical interferometry, and has been studied in some detail

for the ESO Very Large Telescope Interferometer (VLTI⁹) by Delplancke et al. (2001). The ESO VLTI offers yet another new possibility, it might be possible for the first time to resolve the double images of microlensed stars. For events that are long enough to observe the parallax effect of the light-curve, a measurement of the lens mass will be possible (Delplancke et al. 2001).

In order to improve the lensing probability for neutron stars we propose a new search strategy which looks for the microlensing event of a known nearby high proper motion pulsar (sweeping a large angle on the sky). In that case the distance and velocity are constrained from the dispersion measure or via parallax measurement and a measurement of the pulsar mass should be possible. Thus gravitational microlensing might enable us to determine the mass of stand alone pulsars. The cross section of astrometric lensing is larger than that of photometric lensing, which additionally enhances the probability of detection. Thus astrometric measurements around high velocity proper motion pulsars in dense fields might allow a mass determination of pulsars. The potential of forthcoming astrometric space missions for astrometric microlensing of ordinary stars has been investigated in detail by Paczyński 1998, Gould 2000 and Salim & Gould 2000 for SIM and by Belokurov & Evans 2001 for GAIA.

In section 2 we use two pulsar population models of our galaxy to estimate the lensing rate and the optical depth towards different directions. In section 3 we describe the catalogue comparison of pulsars and gravitational microlensing events. We suggest a search strategy to increase the probability to find a neutron star that acts as a gravitational microlens in section 4 and end with a short conclusion.

2. Lensing rate and optical depth

Let us first investigate the possibility that a neutron star is detected by photometric microlensing.

2.1. Lensing rate

A simple estimate for the rate p of gravitational microlensing events per observed background star is obtained easily. We consider a neutron star at distance r that passes by the line of sight to a background star at distance D_* within the Einstein radius

$$R_E = \sqrt{\frac{2R_S}{D_*}} r(D_* - r), \quad (1)$$

where R_S denotes the Schwarzschild radius. The lensing rate is proportional to the solid angle that is swept by the lens, which depends on the (projected) velocity v and the Einstein radius R_E of the lens. Moreover, the lensing rate is proportional to the distance D_* of the source star

³ The Optical Gravitational Lens Experiment

<http://astro.princeton.edu/~ogle/>

⁴ <http://www.macho.mcmaster.ca/>

⁵ <http://eros.in2p3.fr/>

⁶ <http://www.atnf.csiro.au/research/pulsar/catalogue>

⁷ <http://astro.estec.esa.nl/GAIA/>

⁸ Space Interferometry Mission <http://sim.jpl.nasa.gov/>

⁹ <http://www.eso.org/projects/vlti/>

and to the number density n of lenses (neutron stars), which we take constant for this simple estimate. Let us for the moment assume that all neutron stars are distributed homogeneously in a cylinder with radius 10 kpc and height 1 kpc and that the number of neutron stars in our Galaxy is $N_{\text{NS}} = 10^9$. By putting $D_* = 10$ kpc, $r = D_*/2$, $M_{\text{NS}} = 1M_{\odot}$ and $v = 200$ km/s we find

$$p \sim D_* R_{\text{E}} n v \sim 10^{-7} \text{ yr}^{-1}. \quad (2)$$

Presently a few tens of millions of stars have been monitored during a couple of years by various collaborations. This suggests that about a hand full of by now observed lenses should be neutron stars. This rough estimate is consistent with the estimate given in Gould (2000). The difficulty of course is to tell which of the observed microlensing events was due to a neutron star. There are only about 10^5 galactic pulsars (Narayan 1987), which gives a pulsar lensing rate of the order 10^{-11} yr^{-1} . Typically a present day experiment will therefore not find microlensing events that are due to pulsars.

In order to calculate the lensing rate and the optical depth more precisely we have to take into account that the number density of neutron stars is not constant within our galaxy. There are several models for the pulsar number density n_{PSR} in our galaxy and we assume that the neutron star number density n is proportional to it

$$n(R, z) = \frac{N_{\text{NS}}}{N_{\text{PSR}}} n_{\text{PSR}}(R, z), \quad (3)$$

where R is the radial distance of the pulsar/neutron star to the galactic centre in the galactic plane and z is the height.

Following Hartman et al. (1997) we use two different models for the radial dependence of the number density and a model for the z -dependence, which was given by Lyne et al. (1998). The two models from Hartman resemble the models from Narayan (1987) and Johnston (1994). Figure 1 shows the number densities of the four models in the galactic plane plotted against the distance from the galactic centre.

We use the assumption (Narayan 1987), that the number density can be factorised

$$n(R, z) 2\pi R dR dz = N_{\text{NS}} [n_R(R) 2\pi R dR] [n_z(z) dz]. \quad (4)$$

The first model from Hartman is exponential in R ,

$$n_{\text{H1}}(R) = \frac{1}{2\pi R_{\text{W}}^2} \exp\left(-\frac{R}{R_{\text{W}}}\right), \quad (5)$$

where $R_{\text{W}} = 5$ kpc. There is some evidence for a deficit of pulsars in the galactic centre which was shown by Johnston (1994). The second model from Hartman takes this into account

$$n_{\text{H2}}(R) = \frac{c_{\text{H2}}}{2\pi R_{\text{W}}^2} \exp\left(-\frac{(R - R_{\text{max}})^2}{2R_{\text{W}}^2}\right), \quad (6)$$

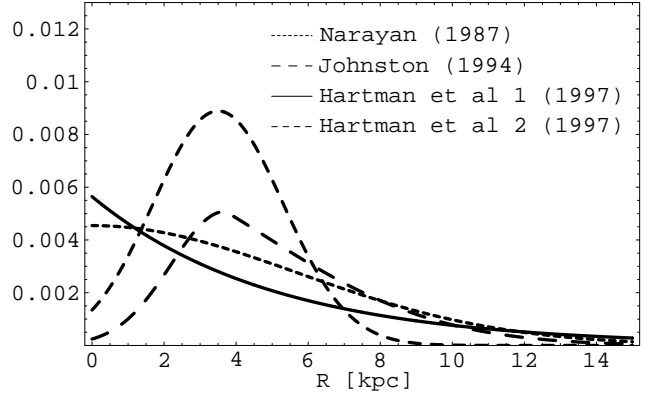


Fig. 1. Four models for the radial distribution of neutron stars in the galactic disk. All four distributions are normalised to unity.

where $R_{\text{W}} = 1.8$ kpc and $R_{\text{max}} = 3.5$ kpc. The normalisation constant is $c_{\text{H2}} \approx 0.204$ for the given choice of R_{max} . For Gaussian distribution around the centre $c_{\text{H2}} = 1$. For the z -dependence we use the Gaussian

$$n_z(z) := \frac{1}{\sqrt{2\pi}\sigma} \exp\left(-\frac{1}{2} \frac{z^2}{\sigma^2}\right) \quad (7)$$

with $\sigma = 0.45$ kpc (Lyne et al. 1998).

We transform the equations (5), (6) and (7) into spherical coordinates (r, θ, ϕ) with the sun at the origin via

$$z = r \sin \theta, \quad (8)$$

$$R^2 = r^2 \cos^2 \theta + R_{\text{SC}}^2 - 2rR_{\text{SC}} \cos \theta \cos \phi. \quad (9)$$

The distance from the sun to the centre of the galaxy is given by $R_{\text{SC}} = 8.5$ kpc.

Hansen and Phinney (1997) suggested a Maxwell distribution for the kick velocities of neutron stars:

$$f(v) = \sqrt{\frac{2}{\pi}} \frac{v^2}{\sigma_v^3} \exp\left(-\frac{v^2}{2\sigma_v^2}\right) \quad (10)$$

where $\sigma_v = 190 \text{ km s}^{-1}$, which corresponds to a mean velocity at birth of $\sim 300 \text{ km s}^{-1}$. For pulsars that are older than 10^7 years they find a mean velocity of $198 \pm 53 \text{ km s}^{-1}$. We can now calculate the lensing rate, which is given by

$$p(D_*, \theta, \phi) = N_{\text{NS}} \pi v_{\perp} \int_0^{D_*} R_{\text{E}}(r, D_*) n(r, \theta, \phi) dr. \quad (11)$$

It only depends on the part of the velocity vector that lies in the lens plane. Therefore we have to calculate the mean velocity projection on the lens plane v_{\perp} which is given by

$$v_{\perp} = \frac{1}{\pi} \int_{-\pi/2}^{\pi/2} v \cos \alpha d\alpha = \frac{2v}{\pi}. \quad (12)$$

Figures 2 and 3 show the lensing rate as a function of the galactic longitude $[\phi \equiv (l/180^\circ)\pi]$ and as a function of the distance to the light source, respectively. It is most promising to search for neutron stars that act as microlense in the direction of the galactic bulge, but it is also reasonable to look into the disk at galactic longitudes below 50° .

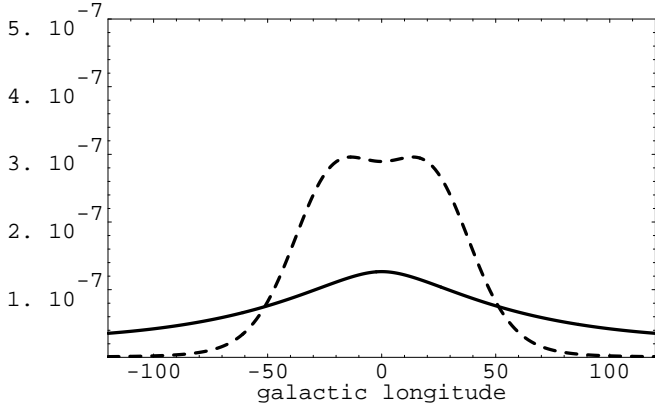


Fig. 2. Lensing rate in units of number of events/source/year for light sources in the galactic plane at a distance of $D_* = 7.5$ kpc, as a function of the galactic longitude. The two estimates are based on two models for the radial distribution of pulsars by Hartman et al. (1997). The solid (dashed) line represents the model H1 (H2).

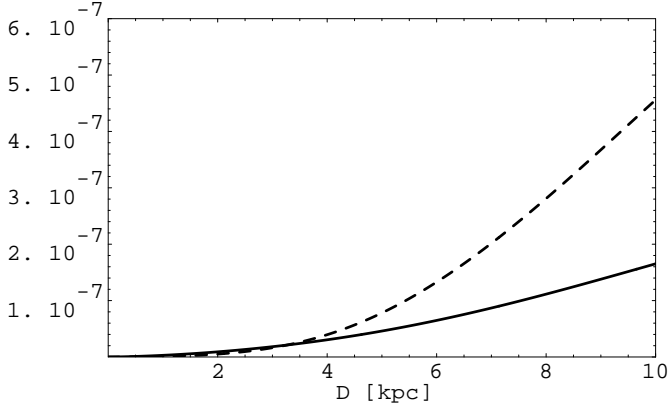


Fig. 3. Lensing rate in units of number of events/source/year for light sources at galactic longitude 30° in the galactic plane, as a function of distance D_* , for the same models as in Fig. 2.

2.2. Optical depth

Analogous to (2) we estimate the order of the optical depth,

$$\tau \sim n D_* R_E^2 \sim \frac{p R_E}{v} \sim p 0.1 \text{ yr} \sim 10^{-8}. \quad (13)$$

A more thorough estimate for the optical depth is obtained from

$$\tau(D_*, \theta, \phi) = \int_0^{D_*} \pi R_E^2(r, D_*) n(r, \theta, \phi) dr. \quad (14)$$

Figures 4 and 5 show the optical depth as a function of the galactic longitude and as a function of the distance to the light source, respectively.

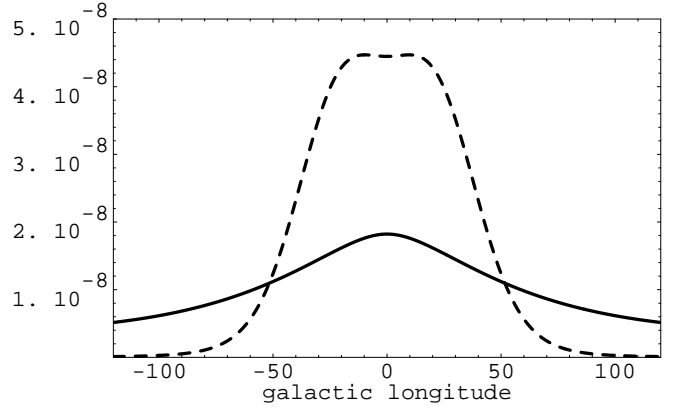


Fig. 4. Optical depth for light sources in the galactic plane at a distance of $D_* = 7.5$ kpc, as a function of the galactic longitude, for the same models as in Fig. 2.

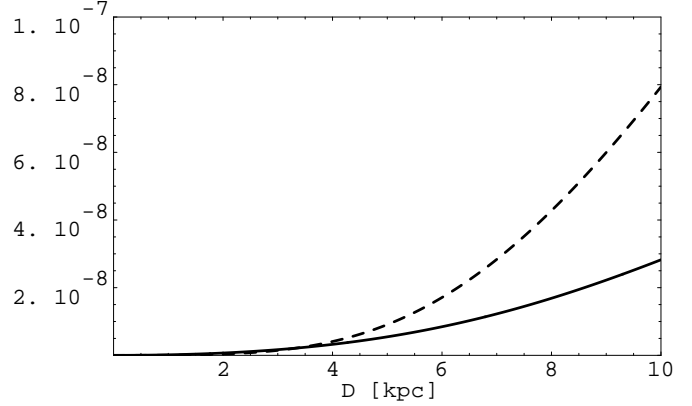


Fig. 5. Optical depth for light sources at galactic longitude 30° in the galactic plane, as a function of distance D_* , for the same models as in Fig. 2.

2.3. Typical timescale

Consider a lens of mass M , passing the line of sight of a distant source at a perpendicular velocity v_\perp . The typical time scale t_{var} of the microlensing event is given by

$$t_{\text{var}} \equiv \frac{R_E}{v_\perp} \approx 25 \text{ d} \left(\frac{M}{M_\odot} \right)^{1/2} \left(\frac{D}{1 \text{ kpc}} \right)^{1/2} \left(\frac{200 \text{ km/s}}{v_\perp} \right), \quad (15)$$

where $D = r(D_* - r)/D_*$. For $M = 1.4 M_\odot$ we find that the duration of a neutron star microlensing event might range from a few days for close and fast neutron stars up to a few months for neutron stars close to the galactic bulge.

The distribution of timescales is estimated in figure 6. We plot

$$\frac{dp(t_{\text{var}})}{d \ln t_{\text{var}}} = \frac{2 N_{\text{NS}}}{t_{\text{var}}^2}$$

$$\times \int_0^{D_*} R_E^3(r, D_*) f \left[\frac{R_E(r, D_*)}{t_{\text{var}}} \right] n(r, \theta, \phi) dr \quad (16)$$

at $\theta = \phi = 0$ for $D_* = 3.25$ kpc and $D_* = 7.5$ kpc, respectively. We use the velocity distribution (10), since we expect young neutron stars at small scale height. As can

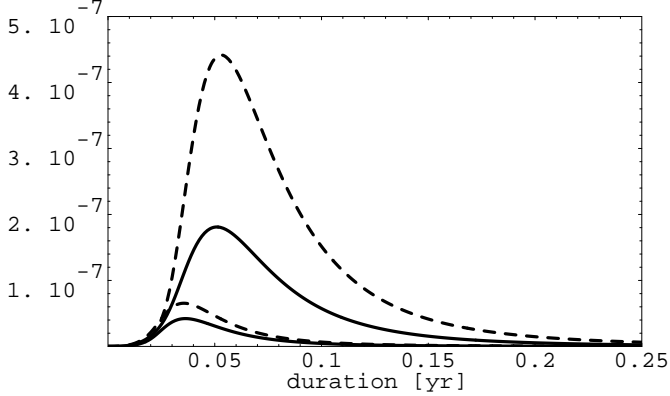


Fig. 6. Timescale distribution towards the galactic centre for light sources at $D_* = 7.5$ kpc (upper lines) and $D_* = 3.25$ kpc (lower lines), for the same models as in Fig. 2.

be seen from the comparison of the timescale distributions for sources close to the galactic centre and sources at moderate distances, the width of the timescale distribution is dominated by the sources close to the galactic centre. In both models for the radial distribution the timescale distribution peaks at durations of ~ 20 days.

2.4. Astrometric microlensing

Astrometric microlensing makes use of the shift of the centroid of the combined (unresolved) images of the light source. While the light amplification used in the photometric effect drops outside the Einstein ring as

$$A \sim 1 + 2 \left(\frac{\theta_E}{\theta_{\text{sl}}} \right)^2,$$

the centroid shift is given by

$$\Delta\theta \sim \frac{\theta_E^2}{\theta_{\text{sl}}}.$$

Here $\theta_E \equiv R_E/r$ and θ_{sl} is the angle between the source and the lens. For a nearby neutron star we may assume $D_* \gg r$, thus $\theta_E \approx 9(M/M_\odot)^{1/2} (100 \text{ pc}/r)^{1/2}$ mas, giving rise to a typical centroid shift of

$$\Delta\theta \approx 81 \left(\frac{M}{M_\odot} \right) \left(\frac{100 \text{ pc}}{r} \right) \left(\frac{1''}{\theta_{\text{sl}}} \right) \mu\text{as}. \quad (17)$$

GAIA will achieve an astrometric accuracy of $11 \mu\text{as}$ at $V = 15$ mag, which drops to $160 \mu\text{as}$ at $V = 20$ mag (Perryman et al. 2001), while SIM will resolve $4 \mu\text{as}$ for

collaboration	number of microlensing events
OGLE	bulge 520
MACHO	bulge 144
EROS	bulge 19
	spiral arms 7
	total 690
collaboration	number of radio pulsars
ATNF	1308

Table 1. Catalogue comparison of the coordinates of gravitational microlensing events and radio pulsars.

sources as faint as that magnitude (Boden, Unwin & Shao 1997). With the help of VLTI an astrometric accuracy of the order of $10 \mu\text{as}$ can be expected (Delpierre, Górski & Richichi 2001) with a limiting magnitude $K = 19 - 20$ (available from the middle of 2004). Thus it will be possible, at least in principle, to measure the centroid shift of background stars separated less than a few '' from a nearby neutron star.

For a survey mission like GAIA, the optical depth and timescale of lensing may be estimated as above, simply correcting for the larger cross section due to the astrometric effect. If one adopts an accuracy of $\sim 100 \mu\text{as}$, and aims at measuring the centroid shift with an error of 10%, $\theta_{\text{sl}}/\theta_E$ might be as big as 10, thus increasing the cross section from photometric lensing by a factor of 100 and the time scale by a factor of 10. However, the sampling of GAIA will be sparse compared with ground based ongoing microlensing experiments and only a small fraction of all astrometric microlensing events will be detected (Belokurov & Evans 2001).

On the other hand SIM will focus on astrometry of pre-selected targets. For photometrically detected microlensing events it will be possible to detect the centroid shift and to obtain high accuracy mass determinations.

3. Catalogue comparison

As a consistency check of the above estimates of the photometric lensing rates we investigate whether any pulsar acted as microlense so far.

The positions of 690 candidates for gravitational microlensing events towards the galactic bulge and the spiral arms (OGLE¹⁰, Wozniak et al. 2001; MACHO¹¹, Alcock et al. 1997, 1999, 2000; EROS¹², Derue et al. 1999, 2001) have been compared with the positions of 1308 radio pulsars from the ATNF Pulsar Catalogue¹³, which is based

¹⁰ Catalogue of 520 Microlensing Events in the Galactic Bulge: <http://astro.princeton.edu/~wozniak/dia/lens/>

¹¹ <http://www.macho.mcmaster.ca/Data/bulgefts.html>

¹² EROS alerts 1998 - 2000 <http://www-dapnia.cea.fr/Phys/Spp/Experiences/EROS/alertes.html>

¹³ <http://www.atnf.atnf.csiro.au/research/pulsar/catalogue>

PSR J	μ_{ra} mas/yr	μ_{dec} mas/yr	$ \mu $ mas/yr	ra h : m : s	dec ° : ' : "	l °	b °	epoch yr	r kpc	sources $\theta_{sl} < 15''$
0437-4715	114 ± 2	-72 ± 4	106	04:37:15.71	-47:15:07.0	253	-42	1993	0.14	1/0
0826+2637	61 ± 3	-90 ± 2	105	08:26:51.31	+26:37:25.6	172	35	1969	1.25	0/0
1136+1551	-102 ± 5	357 ± 3	370	11:36:03.30	+15:51:00.7	240	69	1975	0.27	0/0
1239+2453	-106 ± 4	42 ± 3	105	12:39:40.47	+24:53:49.3	252	87	1985	0.56	0/0
1932+1059	99 ± 6	39 ± 4	105	19:32:13.90	+10:59:32.0	47	-4	1991	0.17	4/5
2225+6535	144 ± 3	112 ± 3	127	22:25:52.36	+65:35:33.8	109	7	1991	2.00	1/1

Table 2. All pulsars with measured proper motion $|\mu| > 100$ mas/yr and $|\Delta\mu_{ra,dec}| < 10$ mas/yr from the Princeton Pulsar Catalogue. Coordinates are given in the J2000 system at the specified epoch. For catalogue entries without position epoch we quote the period epoch of the respective pulsar. The distance estimates are based on the dispersion measure. The number of objects within $15''$ of a pulsar is obtained with the help of VizieR from the USNO-A2.0/GSC2.2.1 catalogues.

on the Princeton Pulsar Catalogue¹⁴ (Taylor, Manchester & Lyne 1993), the Parkes Multibeam Pulsar Survey¹⁵, (Manchester et al. 2001) and the Swinburne Intermediate Latitude Pulsar Survey¹⁶ (Edwards et al. 2001). Table 1 lists the number of records of the individual groups. Some of the microlensing events have been detected by more than one group. We did not account for this in the table.

All positions are given in the J2000 coordinate system. However, not all of the measurements have been made at the same time. Therefore we have to admit a change of the pulsar position that will lead to a deviation angle $\alpha \approx vt/r$, where t is the time between the pulsar detection and the microlensing event, v_{\perp} is the (projected) pulsar velocity and r the pulsar distance. For a conservative estimate that includes pulsars that are close, fast, and have been detected long ago, we take $r = 100$ pc, $v = 500$ km/s, $t = 10$ yrs, which gives $\alpha \approx 10''$. We found no candidate pair with angular separation below this value. In a second step we looked for the closest pair, which is PSR J1807-2715 and the OGLE microlensing event sc18 2757. The angular separation is 0.08 deg. According to the Princeton Pulsar Catalogue PSR J1807-2715 is at an estimated distance of 9.67 kpc and no proper motion is reported. Thus it is highly unlikely that it can be responsible for the OGLE event sc18 2757. These findings are in agreement with our estimate, which predicts an extremely small lensing rate for pulsars, i.e. $\sim 10^{-4}/\text{yr}$ for 10^7 monitored stars.

4. A new search strategy

We have shown that probably already now a hand full of gravitational microlensing events towards the galactic bulge is due to neutron stars. For a specific microlensing event with a duration of a few days to a few months, one is interested in finding out whether the lens is a neutron star or a different object. There is not very much hope that with present day experiments a microlensing event

will be detected whose lens is a known pulsar. Our catalogue comparison has underlined this result. To fight the low probability it is clear that a better search strategy is needed. With the prospects of astrometric lensing, we can expect that high precision measurements of masses will become possible, but still the problem of identifying the nature of the lense will remain, especially for masses of $1 - 3M_{\odot}$, since many possible objects are stable in that mass range.

A unique identifier of a neutron star is the possibility that it is observed as a radio pulsar. Instead of choosing a field of background stars we suggest to choose a pulsar and to monitor the background stars around it. The solid angle Ω that is swept during Δt by the Einstein-ring of a moving Schwarzschild-lens is given by

$$\Omega = \frac{1}{4\pi r^2} (\pi R_E^2 + 2R_E v_{\perp} \Delta t) \simeq \frac{R_S}{2r} \left(1 + \frac{2\Delta t}{\pi t_{\text{var}}} \right), \quad (18)$$

for $r \ll D_*$. Our strategy therefore must be to observe distant background stars in the direction of a close, fast moving neutron star. Table 2 shows some high proper motion pulsars from the Princeton Pulsar Catalogue. We include all pulsars whose proper motion has been measured to be $|\mu| > 100$ mas/yr and kept only those with proper motion estimates better than 10%. We expect that pulsars at low galactic latitude have the highest chances to act as gravitational lense. This expectation is confirmed by the result of a search for appropriate background stars, based on the USNO-A2.0 (Monet et al. 1998) and GSC2.2.1¹⁷ catalogues. These catalogues contain 526, 280, 881 resp. 455, 851, 237 sources and both cover the entire sky. The USNO-A2.0 catalogue above declination -30° (only those plates are relevant in our context, see below) goes as deep as 21 in O (blue plates) and 20 in E (red plates), whereas the GSC2.2.1 catalogue is limited by $F = 18.5$ in the red and $J = 19.5$ in the blue. We search in a radius of $15''$. The number of hits are shown in the last column of table 2 for USNO-A2.0/GSC2.2.1.

¹⁴ <http://pulsar.princeton.edu/pulsar/catalog.shtml>

¹⁵ <http://wwwatnf.atnf.csiro.au/research/pulsar/pmsurv/>

¹⁶ <http://astronomy.swin.edu.au/pulsar/>

¹⁷ <http://www-gsss.stsci.edu/gsc/gsc2/GSC2home.htm>

USNO-A2.0	x["]	y["]	blue[mag]	red[mag]	epoch[yr]	id
0975-15208581	-1.58	-3.91	15.0	13.2	1954	1
0975-15209296	4.68	5.04	19.3	17.7	1954	2
0975-15208295	-3.96	7.60	20.2	19.6	1954	3
0975-15207539	-10.23	6.01	20.2	19.5	1954	4
GSC2.2.1	x["]	y["]	blue[mag]	red[mag]	epoch[yr]	id
N0232103208857	-2.33	-3.06		14.22±0.40	1993	5 (1?)
N0232103780	-1.93	-4.66	14.85±0.42	13.44±0.40	1993	6 (1?)
N023210364008	4.66	4.86		17.45±0.44	1992	7 (2?)
N0232103208858	4.82	5.08		18.10±0.41	1993	8 (2?)
N023210363839	-11.30	-5.29	18.68±0.42	17.11±0.44	1992	9

Table 3. Objects from the USNO-A2.0 and GSC2.2.1 catalogues within 15'' of PSR J1932+1059 at position epoch 1991. x and y denote the relative positions to the pulsar in the arc projection. The astrometric (photometric) accuracy of the USNO-A catalogue is typically 0.25'' (0.25 mag). The astrometric accuracy of GSC2.2 is typically 0.3'', the photometric errors are included in the table. We refer to the objects in the text by the number in the last column of the table. Objects 1 and 2 seem both to split up into two objects (5 & 6 and 7 & 8 resp.) in GSC2.2. Objects 3 and 4 are both beyond the magnitude limit of GSC2.2, object 9 does not have a counterpart in USNO-A2. Thus we find 7 objects in total.

This procedure selects three pulsars as interesting candidates for lensing.

The only candidate at high galactic latitude, PSR J0437-4715, is a binary pulsar and the USNO-A2.0 object 0375-01566415 (epoch 1981) is separated by only $\approx 0.5''$ after the measured pulsar proper motion is used to extrapolate to epoch 1981. Thus the USNO object seems to be identical with the binary companion identified by Bell, Bailes & Bessell 1993, probably a white dwarf with $R = 20.1$, since they find no other star brighter than $R = 23.8$ within 6'' of the radio position.

The closest object (USNO-A2.0 object 1500-09063417, GSC2.2.1 object N013123248640) to PSR J2225+6535 is separated by 14.7'' and thus is too far away from the pulsar such that significant lensing can be expected.

The most promising candidate is the pulsar PSR J1932+1059 (B1929+10). This pulsar is at a (dispersion measure) distance of about 0.17 kpc (Princeton Pulsar Catalogue) and moves 105 mas/yr. It lies towards the galactic disk ($l = 47.4^\circ$, $b = -3.9^\circ$) and is found to have 7 objects brighter than red magnitude ~ 20 within 15''. From the 9 hits shown in table 3, 2 objects are counted twice (see caption of table). In figure 7 (top panel) we map 9'' around the pulsars radio position in 1991. The crosses indicate its estimated position in the years 2001, 2011 and 2021. The pulsar moves away from the objects 1, 5, 6 and towards 2, 7, 8 and remains at an almost constant distance to 3. At epoch 2001(2011, 2021) objects 5 and 7 are separated from the pulsar by 4.8'' (5.7'', 6.8'') and 5.9'' (4.9'', 4.0''), respectively.

In 1994 Pavlov, Stringfellow & Cordova 1996 have identified the optical counterpart of PSR J1932+1059 by means of the Hubble Space Telescope. The offset from the estimated radio position at epoch 1994.5 was 0.39''. As a by-product they found 6 additional stars within 4'' of the

radio position. We show their positions (from table 5 of Pavlov, Stringfellow & Cordova 1996) in the bottom panel of figure 7, which is a zoom of the top panel by a factor of 2. Right now the pulsar is almost in the middle between HST objects 1 and 2 and approaches HST object 5. At 2010 (2015) the pulsar will be separated from HST objects 1, 2 and 5 by 2.66'' (3.16''), 1.74'' (1.95'') and 1.81'' (1.35''), respectively. According to Pavlov, Stringfellow & Cordova 1996, objects 1-3, 5 and 6 are perhaps very distant white dwarfs strongly reddened by interstellar extinction.

The angular scale of the Einstein radius of PSR J1932+1059 is 8.2 mas, thus there is no photometric lensing effect. However, there is a chance to detect the astrometric effect. Let us first consider the possibility to detect lensing with help of the objects from table 3. These objects are considerably brighter than the six HST objects and therefore astrometric measurements should be simpler. According to equation (17) the images of 5 and 7 move between 2010 and 2020 by $2\mu\text{as}$ and $3\mu\text{as}$. The pulsar, 5 and 7 are to a good approximation on a straight line, the centroid shift is directed along the same line. The accuracy of SIM will be about $4\mu\text{as}$, thus the effect seems to be just below what can be detected.

Turning to the HST objects the numbers are much more encouraging. Now the pulsar moves away from 1 towards 5 and stays at an almost constant distance to 2. Between 2010 and 2015 the image of 1 will move away from the pulsar by $4\mu\text{as}$, the image of 2 will move by $11\mu\text{as}$ almost parallel to the proper motion of the pulsar and the image of 5 will move by $12\mu\text{as}$ towards the pulsar. Thus the angular separation between 1 and 5 should decrease by $8\mu\text{as}$. If SIM is able to resolve the rather faint stars 1, 2 and 5 a measurement of the astrometric lensing of a pulsar should be possible. The best strategy would be to

observe the field several times during the lifetime of SIM, only a few times per year.

In the above estimates the uncertainties from the distance estimate are most crucial. We used a distance of 170 pc based on the dispersion measure. This is not very reliable due to inhomogeneities within the interstellar medium. Several attempts to measure the parallax of PSR J1932+1059 gave rise to a confusing situation. Salter et al. 1979 obtained a parallax distance of 30–80 pc, while Backer & Sramek 1982 found a lower limit of 250 pc. Allowing for the range 30–300 pc implies an uncertainty of an order of magnitude for the predicted image shifts.

5. Conclusions

We have argued that measuring the mass of stand alone pulsars will be possible in the near future by means of gravitational microlensing.

The same strategy could also be used to measure the mass of isolated neutron stars, which are not seen as radio pulsars. Isolated neutron stars (for recent reviews see Treves et al. 2000 and Popov et al. 2000) may be detected as soft X-ray sources due to accretion in the case of old neutron stars or due to energy released in the cooling of young neutron stars. Several candidates have been found by the ROSAT¹⁸ satellite. For two of those candidates possible optical counterparts have been identified (RX J185635-3754 by Walter & Mathews 1997 and RX J0720-3125 by Kulkarni & van Kerkwijk 1998), which makes them especially interesting. After the submission of the first version of this work, Paczyński 2001 pointed out that astrometric lensing of RX J185635-3754 might be possible with the HST in 2003.

In order to increase the list of possible candidates it is important to obtain as many proper motion and parallax measurements of pulsars and isolated neutron stars as possible. Especially candidates towards the galactic bulge should be considered with priority, since the chances to find a large number of sources for lensing is maximised in that way.

We conclude that measuring neutron star (pulsar) masses by means of gravitational microlensing is possible. We suggest to observe PSR J1932+1059 and three stars around it with SIM, during several years to obtain such a mass measurement.

Acknowledgements. We would like to thank W. Kegel, D. Lorimer, B. Paczyński and F. Weber for very helpful conversations and references to the literature. This research has made use of the VizieR catalogue access tool and the Aladin Interactive Sky Atlas, CDS, Strasbourg, France. D.J.S. would like to thank the Austrian Academy of Sciences for financial support.

References

Alcock C. et al., 1997, ApJ 479, 119

- Alcock C. et al., 1999, ApJS 124, 171
 Alcock C. et al., 2000, ApJ 541, 734; 2001, ApJ 557, 1035 [erratum]
 Alford M., Bowers J. A. & Rajagopal K., 2000, hep-ph/0009357
 Ash T. D. C. et al., 1999, MNRAS 307, 357
 Backer D. C. & Sramek R. A., 1982, ApJ 260, 512
 Bell J. F., Bailes M. & Bessell M. S., 1993, Nature 364, 603
 Belokurov V. A. & Evans N. W., 2001, astro-ph/0112243
 Boden A. F., Shao M. & Van Buren D., 1997, ApJ 502, 538
 Boden A., Unwin S. & Shao M., 1997, *Proceedings of the ESA Symposium 'Hipparcos - Venice '97'* ESA SP-402, 789
 Delplancke F., Górski K. M. & Richichi A., 2001, A&A 375, 701
 Derue F. et al., 1999, A&A 351, 87
 Edwards R. T. et al., 2001, MNRAS, 326, 358
 Derue F. et al., 2001, A&A 373, 126
 Gould A., 2000, ApJ 535, 928
 Hartman J.W. et al., 1997, A&A 322, 477
 Hansen B. M. S. & Phinney E. S., 1997, MNRAS 291, 569
 Heap S. R. & Corcoran M. F., 1992, ApJ 387, 340
 Høg E., Novikov I. D. & Polnarev A. G., 1995, A&A 294, 287
 Johnston S., 1994, MNRAS 268, 595
 Kulkarni S. R. & van Kerkwijk M. H., 1998, ApJ 507, L49
 Lyne A. G. et al., 1998, MNRAS 295, 743
 Manchester R. N. et al., 2001, MNRAS 328, 17
 Miralda-Escudé J., 1996, ApJ 470, L113
 Miyamoto M. & Yoshi Y., 1995, AJ 110, 1427
 Monet D. et al., 1998, U.S. Naval Observatory Flagstaff Station (USNOFS) and Universities Space Research Association (USRA) stationed at USNOFS
 Nagase F., 1989, PASJ 41, 1
 Narayan R., 1987, ApJ 319, 162
 Paczyński B., 1996, ARA&A 34, 419
 Paczyński B., 1998, ApJ 494, L23
 Paczyński B., 2001, astro-ph/0107443
 Pavlov G. G., Stringfellow G. S. & Cordova F. A., 1996, ApJ 467, 370
 Perryman M. A. C. et al., 2001, A&A 369, 339
 Popov S. B. et al., 2000, astro-ph/0008199
 Popowski P. et al., 2002, astro-ph/0202502
 Reynolds A. P., Bell S. A. & Hilditch R. W., 1992, MNRAS 256, 631
 Reynolds A. P. et al., 1997, MNRAS 288, 43
 Salim S. & Gould A., 2000, ApJ 539, 241S
 Schneider P., Ehlers J. & Falco E. E., 1992, *Gravitational Lenses*, Springer Verlag, Berlin
 Schwarz D. J., 1998, Nucl. Phys. A642, 336c
 Salter M. J., Lyne A. G. & Anderson B., 1979, Nature 280, 461
 Taylor J. H., Manchester R.N. & Lyne A.G., 1993, ApJS. 88, 529
 Thorsett S. E. et al., 1993, ApJ 405, L29
 Thorsett S. E. and Chakrabarty D., 1999, ApJ 512, 288
 Timmes F. X., Woosley S. E. & Weaver T. A., 1996, ApJ 457, 834
 Treves A., Turolla R., Zane S. & Colpi M., 2000, PASP 112, 297
 Udalski A. et al., 1994, Acta Astron. 44, 165
 Udalski A. et al., 2000, Acta Astron. 50, 1
 Walter F. & Matthews L.D., 1997, Nature 389, 358
 Walker, M. A., 1995, ApJ 453, 37
 Weber F., 1999, *Pulsars as Astrophysical Laboratories for Nuclear and Particle Physics*, IOP Publishing, Bristol
 Wozniak P. R. et al., 2001, Acta Astron. 51, 175
 Zakharov A. F. & Sazhin M. V., 1998, Physics-Uspekhi 41, 945

¹⁸ <http://wave.xray.mpe.mpg.de/rosat>

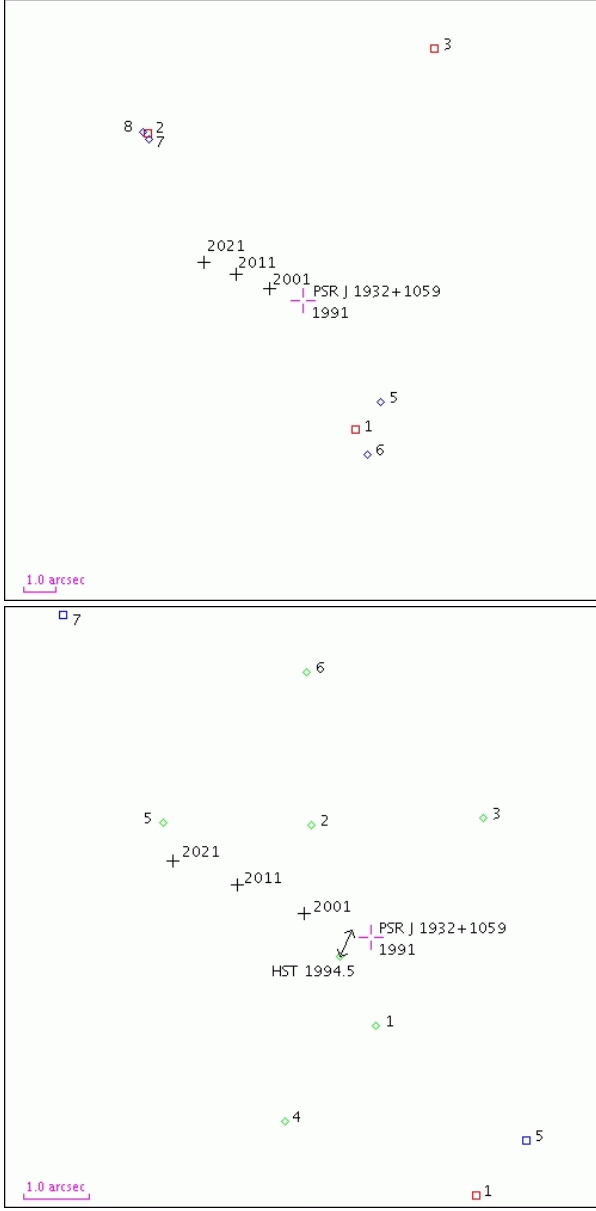


Fig. 7. Top panel: Objects from USNO-A2.0 (squares) and GSC2.2.1 (diamonds) within $9''$ from the 1991 position of PSR J1932+1059. We show also the estimated positions of PSR J1932+1059 for 2001, 2011 and 2021. Bottom panel: A zoom showing the positions of 6 stars and of the pulsar image (diamonds) as seen by the HST (Pavlov, Stringfellow & Córdoba 1996). The USNO-A2.0 and GSC2.2.1 objects are now both shown as squares. The arrow shows the difference between the HST image and the estimated radio position at epoch 1994.5. The figures have been created with help of the Aladin Interactive Sky Atlas.