

**Abstract** We present spectroscopic measurements of the 23 new candidate members of the TW Hydrae Association from Makarov & Fabricius (2001). Based on  $H\alpha$  and Li 6708 Å strengths together with location on a color-magnitude diagram for Hipparcos TWA candidates, we found only three possible new members (TYC 7760-0835-1, TYC 8238-1462-1, and TYC 8234-2856-1) in addition to the already known member, TWA 19. This eliminated most of the candidates more distant than 100 pc. Three Tycho stars, almost certainly members of the Lower Centaurus Crux association, are the most distant members of the TWA. A claim of isotropic expansion of TWA has to be re-evaluated based on our new results. Generally, one cannot identify new members of a diffuse nearby stellar group based solely on kinematic data. To eliminate interlopers with similar kinematics, spectroscopic verification is essential.

**Key words:** open clusters and associations: individual: TWA  
– Stars: kinematics – planetary systems – Techniques: spectroscopic

# Additional TWA Members?

## Spectroscopic verification of kinematically selected TWA candidates

Inseok Song<sup>1</sup>, M. S. Bessell<sup>2</sup>, B. Zuckerman<sup>1</sup>

<sup>1</sup> Department of Physics and Astronomy (UCLA), Los Angeles, CA 90095–1562, USA

<sup>2</sup> Research School of Astronomy and Astrophysics, The Australian National University, ACT 2611, Australia

Received: September, 2001 / Accepted: January, 2002

### 1. Introduction

During the past few years, a handful of young ( $< 100$  Myrs) and nearby ( $\leq 100$  pc) groups of stars have been identified. Usually, they occupy a few hundred square degrees in the plane of the sky (thus are less conspicuous than compact clusters) and are not associated with any known interstellar clouds. Therefore they have been hard to find and have remained unnoticed until recently. Beginning with the TW Hydrae Association ("TWA", Zuckerman *et al.*, 2001b, and references therein), currently, there are about eight such associations reported in the literature. For the most up-to-date information on these groups of stars, readers are referred to Jayawardhana & Greene (2001).

Thermal emission from massive planets can be detectable when they are separated far enough from the primary stars. For a given linear separation between primary and planet, a closer system to Earth will provide a larger angular separation making detection of the planet easier. Planets around young stars are still hot and they emit a fair amount of infrared radiation. Therefore, young and nearby stars are excellent targets for observational searches for giant planets and dusty "proto-planetary" disks. The TWA ( $d \sim 60$  pc), the  $\beta$  Pictoris moving group ( $d \sim 35$  pc), and the Tucana/HorA Association ( $d \sim 45$  pc) are the three youngest and closest groups to Earth; hence they form the best targets for ground- and space-based searches for planets. The Capricornus group (van den Ancker *et al.*, 2001) is also a very young nearby group, however it is almost certainly a subgroup of the bigger  $\beta$  Pictoris group (Zuckerman *et al.*, 2001a).

There are currently 19 known star systems in TWA and most of its members have been observed with the Hubble Space Telescope and/or with a ground-based telescope with adaptive optics (AO) capability. Some TWA members possess substellar companions (TWA 5; Lowrance *et al.* 1999) or prominent dusty disks (TW Hydrae, HR 4796A, Hen3-600, and HD 98800). Any newly identified members of TWA, therefore, are excellent targets for planet or planetary disk searches.

Using a modified convergent point method, Makarov & Fabricius (2001, MF hereafter) found 23 new kinematic candidate members of TWA beside eight known members. In fact, one of the 23 candidates is a known TWA member, TWA 19 (HIP 57524; Zuckerman *et al.*, 2001b). Based on a kinematic model of TWA including the candidate members, MF predicted radial velocities of the 23 new candidates. They also suggest that TWA expands with a rate of  $0.12 \text{ km/sec} \cdot \text{pc}^{-1}$  and that TWA is part of a larger structure, the "Gould disk", rather than a separate group of stars. Considering the importance of TWA members as aforementioned observational targets and as corner-stones in investigations of the surrounding environment (local association, Sco–Cen complex, etc.), all of the MF candidates need to be verified spectroscopically. In this paper, we present spectroscopic data for all MF candidates and discern true members from interlopers based on spectroscopic youth indicators.

### 2. Observations

We are in the midst of an extensive survey to search for young and nearby stars to Earth at Siding Spring Observatory (Australia) and Lick Observatory (USA). We took spectra of all 23 MF candidates during January, April and June 2001 and January 2002 observations at SSO. We used an echelle spectrograph on the Nasmyth-B focus of the Australian National University's 2.3 m telescope. Eight orders of the echelle spectrum cover portions of the wavelength range from  $5800 \text{ \AA}$  to  $7230 \text{ \AA}$ . We focused on orders which contained the  $H\alpha$  and Li 6708  $\text{\AA}$  lines. In these orders, the measured resolution was  $0.40 \text{ \AA}$ . Radial velocities were determined by cross-correlating target and radial velocity standard spectra over 5 or 6 orders of the echelle which were chosen to produce strong correlations and have few atmospheric features. Projected rotational velocities were measured from a total of about 10 lines in the Li 6708  $\text{\AA}$  echelle order with a procedure similar to that of Strassmeier *et al.* (1990). Equivalent widths of  $H\alpha$  and Li 6708  $\text{\AA}$  were measured using the IRAF task `splot`.

Torres *et al.* (2001) measured radial velocities of 9 stars, four (TWA 5, TYC 6604-0118-1, HIP 48273 and HIP 50796) of which we also observed. Three of the common stars (TWA 5,

**Table 1.** Spectroscopic data for Makarov and Fabricious TWA candidates.

Name HIP or TYC	$(B - V)^\dagger$ (error)	R.V. predicted	R.V. measured (km/sec)			EW(H $\alpha$ ) (Å)	EW(Li) (mÅ)	$v \sin i$ (km/sec)	TWA member?
			SSO	Torres et al.	Others $^\ddagger$				
53911	0.64(12)	12.7	–	+12.9 $\pm$ 0.3	–	–220	390	4	TWA 1
7201-0027-1	1.88(37)	10.6	–	+11.2 $\pm$ 0.3	–	–1.89	490	13	TWA 2
55505	1.19(03)	9.1	–	+9.2 $\pm$ 0.2	–	0	360	–	TWA 4
7223-0275-1	1.44(33)	10.0	–30.6 $\pm$ 6.6	+6.9 $\pm$ 2.0	–	–13.4	570	36	TWA 5
7183-1477-1	1.61(26)	16.2	–	–	–	–4.65	560	–	TWA 6
7190-2111-1	1.31(18)	11.0	–	–	–	–4.95	440	–	TWA 7
57589	1.66(40) <sup>G</sup>	12.6	–	+10.2 $\pm$ 0.4	–	–5.01	480	–	TWA 9
61498	0.00(01) <sup>G</sup>	10.5	–	–	+9.4 $\pm$ 2.3	–	–	–	TWA 11
57524	0.60(02)	20.0	+11.5 $\pm$ 3.8	–	–	0.57	189	24	TWA 19
46535	0.50(01) <sup>G</sup>	16.0	+18.0 $\pm$ 7.0	–	+22.1 $\pm$ 5.0	1.43	63	37	no
47039	0.42(01) <sup>G</sup>	16.9	+10.9 $\pm$ 1.3	–	+12.2 $\pm$ 0.4	1.63	< 10	8	no
48273	0.48(01) <sup>G</sup>	10.7	–31.4 $\pm$ 2.9	+16.2 $\pm$ 0.1	+17.0 $^\S$	2.0	21 & 22	9 & 14	no
0829-0845-1	0.69(05)	20.4	+9.5 $\pm$ 6.5	–	–	0.85	< 10	30	no
6604-0118-1	1.07(06)	16.5	–19, +54, +69	+27.0 $\pm$ 0.3	–	–0.5	93	20	no
49530	0.94(01) <sup>G</sup>	20.7	+22.5 $\pm$ 1.1	–	+16.7 $\pm$ 2.0	1.17	34	2	no
6625-1087-1	0.87(13)	21.3	+16.1 $\pm$ 1.5	–	–	0.28	141	10	no
7178-1493-1	0.73(18)	15.2	+48.0 $\pm$ 3.0	–	–	0.17	< 10	15	no
7183-1879-1	0.96(20)	18.9	+11.0 $\pm$ 1.6	–	–	0.74	79	11	no
7188-0575-1	1.11(05)	12.2	+42.9 $\pm$ 2.1	–	–	–0.28	50	25	no
50796	1.19(02) <sup>G</sup>	13.1	+22.4 $\pm$ 0.9	+13.1 $\pm$ 1.0	–	0.20	< 10	8	no
7710-2231-1	1.07(03)	22.5	–12.2 $\pm$ 1.0	–	–	0.63	< 14	7	no
52462	0.87(01) <sup>G</sup>	9.0	+22.7 $\pm$ 0.5	–	–	0.78	150	1	no
52787	0.82(02)	9.9	+24.0 $\pm$ 0.6	–	–	0.82	120	2	no
53486	0.91(02) <sup>G</sup>	3.7	+4.3 $\pm$ 1.0	+5.5 $\pm$ 0.3	–	0.88	< 10	1	no
55899	0.07(02)	21.8	–	–	–	2.0	–	210	no?
57129	0.54(03)	12.9	+15 $\pm$ 20	–	+25.6 $\pm$ 10	1.56	< 10	190	no
57269	0.91(01) <sup>G</sup>	8.5	–	–	+15.9 $^\star$	–	196	20	no
59315	0.71(01) <sup>G</sup>	6.6	+15.9 $\pm$ 0.6	–	–	0.83	151	5	no
7760-0835-1	0.51(03)	19.4	+10.0 $\pm$ 2.6	–	–	0.83	161	12	yes?
8238-1462-1	0.77(04)	16.8	+12.0 $\pm$ 3.0	–	–	0.36	294	18	yes?
8234-2856-1	0.81(05)	20.1	+13.2 $\pm$ 2.4	–	–	–0.49	342	16	yes?

$^\dagger$  estimated from Tycho ( $B_T - V_T$ ) using a relation given in Bessell (2000).

Stars with superscript "G",  $(B - V)$  colors are from ground photometry adapted from Hipparcos Input Catalog.

$^\ddagger$  radial velocities from Barbier-Brossat & Figon (2000) unless noted otherwise.

$^\S$  radial velocity from Mayor & Mazeh (1987).

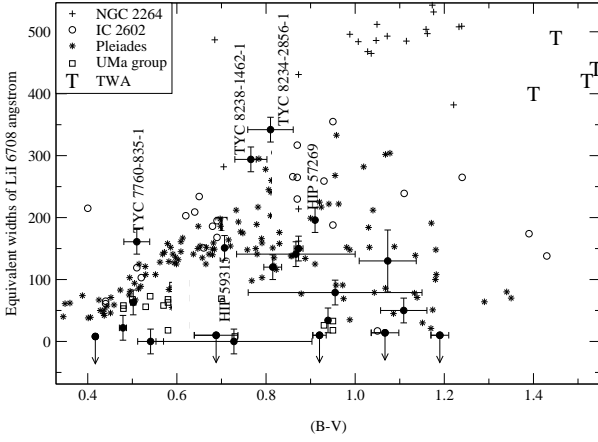
$^\star$  radial velocity from Anders *et al.* (1991).

TYC 6604-0118-1, and HIP 48273) are known binaries for which Torres *et al.* (2001) extracted binary orbits. The binary can explain discrepancies (Table 1) between our measured radial velocities and those of Torres *et al.* (2001). Our measured radial velocity of HIP 50796 differs from that of Torres *et al.* (2001) by  $\sim 10$  km/sec. On the night of our HIP 50796 observation, the extracted radial velocities of two radial velocity standard stars were consistent with those from published catalogs within the errors ( $\sim 2$  km/sec). Thus, we believe that our measurement is correct and HIP 50796 is likely a spectroscopic binary also. Later HIP 50796 turned out to be a non-TWA star. A list of 31 stars from MF with our spectroscopic data are summarized in Table 1.

### 3. Results.

Because of the high fraction of binaries among young stars (see Patience *et al.*, 1998, for example), oftentimes, stellar radial velocities are affected by binary orbital motions. Therefore, we cannot simply compare MF's predicted radial velocities with measured ones to accept or reject the candidates. In addition, MF assumed an isotropic expansion of TWA. If the assumption is not correct, comparing predicted and measured radial velocities is meaningless.

**The very young age of TWA ( $\leq 10$  Myrs) enables us to select true TWA members based on their strong Li 6708 Å absorption line strength depending on the spectral type of the candidates. By comparing equivalent widths of Li 6708 Å line for all candidates with those of comparably young open clusters members (Figure 1), we can eliminate more than half of the candidates. The eliminated can-**



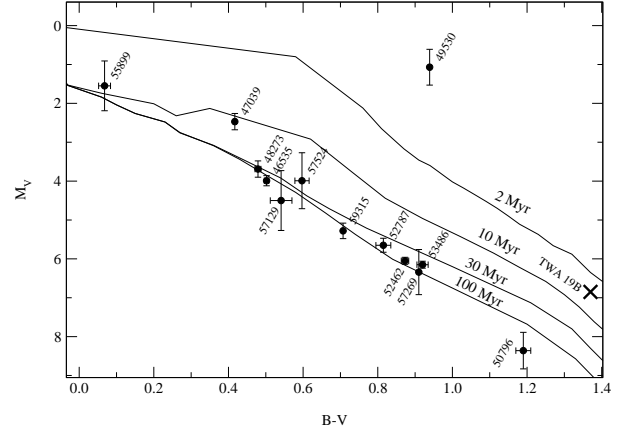
**Figure 1.** Equivalent widths of Li 6708 Å as a function of  $(B - V)$ . Displayed equivalent widths are not corrected for the possible contamination by FeI 6707.44 Å and measurement uncertainty of EW(Li) is about 20 mÅ. Plus signs indicate NGC 2264 stars ( $< 10$  Myrs), open circles denote IC 2602 stars (10 – 30 Myrs), star symbols represent Pleiades stars ( $\sim 125$  Myrs), and open squares are Ursa Majoris moving group stars ( $\sim 300$  Myrs). Previously known TWA members are plotted as the symbol ‘T’ and solid circles indicate MF candidates.

didates have too weak a Li 6708 Å absorption line to be a  $\leq 10$  Myr old star.

**An  $H\alpha$  feature (either in emission or partially filled-in) can be used to discern young stars from old stars. Generally, if a late-type star that is not an interacting binary shows  $H\alpha$  in emission or partially filled-in, the star is young. However, even among the very young stars like the members of TWA, early type stars (earlier than mid-K) usually do not show  $H\alpha$  in emission. Unfortunately, most of the MF candidates are earlier than mid-K, thus, we have not used  $H\alpha$  as a tool to reject candidates.**

The age of TWA ( $\sim 10$  Myrs) falls between those of NGC 2264 ( $< 10$  Myrs) and IC 2602 (10 – 30 Myrs). Equivalent widths of previously known TWA members (symbol ‘T’ in Figure 1) nicely fall between the regions encompassing NGC 2264 and IC 2602. Therefore, we can use the lower envelope of IC 2602 Li 6708 Å equivalent widths to reject false TWA members. Based on the Li 6708 Å equivalent widths, we eliminated TYC 0829-0845-1, TYC 6604-0118-1, HIP 49530, TYC 6625-1087-1, TYC 7178-1493-1, TYC 7183-1879-1, TYC 7188-0575-1, **HIP 47039**, **HIP 48273**, HIP 50796, TYC 7710-2231-1, HIP 52462, HIP 52787, **HIP 53486**, HIP 57129, HIP 57269, and HIP 59315. HIP 59315 and HIP 57269 have fairly large Li 6708 Å equivalent widths and they may be as young as  $\sim 30$  Myrs, but their Li 6708 Å equivalent widths are too small to be included as TWA members. They are also rejected on additional grounds (see below).

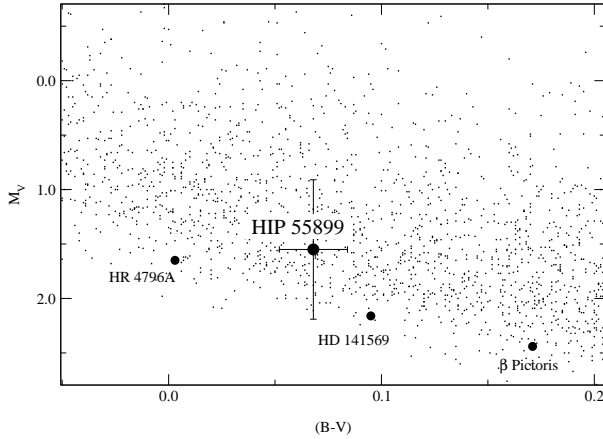
Independent age estimations were obtained for all Hipparcos MF candidates based on their location in a color-magnitude diagram (Figure 2). We plotted absolute visual magnitude



**Figure 2.** Color magnitude diagram of Hipparcos MF candidates along with theoretical isochrones from Siess *et al.* (2000)  $Z = 0.02$  model. HIP 48273 and HIP 57269 are known binaries with almost equal masses and the plotted points were corrected for this; that is,  $M_V$  corresponds to that of one member. HIP 49530 is a giant star (K1 III) and HIP 57129 is a W UMa type contact binary (Sistero & Sistero, 1973), thus they cannot be members of TWA. TWA 19B (a K7 companion of HIP 57524) is plotted by using R & I photometric data ( $R=11.06$  and  $I=10.21$ ) from Zuckerman *et al.* (2001b) and distance of the primary (104 pc).

( $M_V$ ) versus  $(B - V)$  values for all Hipparcos MF candidates where  $(B - V)$  values are either ground based measurements (taken from the Hipparcos catalog) or estimated from Tycho ( $B_T - V_T$ ) values using a relation given in Bessell (2000). The  $M_V$  values were calculated from ground-based or Tycho visual magnitudes and Hipparcos parallaxes.

From Figure 2, we can eliminate most Hipparcos MF candidates except HIP 47039 and HIP 57524. HIP 57524 is an already known TWA member (TWA 19; Zuckerman *et al.*, 2001b). Although the location of HIP 57524 on a color magnitude diagram is not well defined due to a large error, its K7 companion (TWA 19B) confirms its very young age (Figure 2). **Based on a weak Li line and slow rotation, we believe HIP 47039 to be a post-ZAMS star; hence it cannot be a TWA member.** HIP 48273 and HIP 57269 are binaries with about equal masses and their absolute magnitudes were adjusted to account for this. The age of HIP 55899 (A0V) cannot be estimated from Figure 2 because an A0 star evolves very quickly so that in  $\sim 10$  Myrs, A0 stars arrive at the zero-age main-sequence (ZAMS). Following Lowrance *et al.* (2000), we plotted all A-type stars with small errors in parallax and  $(B - V)$  values from the Hipparcos catalog (Figure 3). Because of the fast evolution of A-type stars, statistically, young A-type stars have to be located at the bottom of the A-stars’ distribution (ZAMS), as seen in Figure 3 for the three young A-type stars (HR 4796A=TWA 11, HD 141569, and  $\beta$  Pictoris). HIP 55899 is not located on the ZAMS, thus it is unlikely to be as young as the other three stars. From Figures 1–3, we eliminated all



**Figure 3.** A-type stars color magnitude diagram. Dots represent Hipparcos A-type stars with small parallax error ( $< 10\%$ ) and small  $(B - V)$  error ( $< 0.05$  mag). HIP 55899 is plotted with error bars. Three well known young ( $\leq 12$  Myrs) A-type stars are displayed as solid circles.

candidates except HIP 57524 (TWA 19) and three Tycho stars (7760-0835-1, 8238-1462-1, and 8234-2856-1).

From their Li 6708 Å strengths, positions in the sky ( $RA \sim 12h$ ,  $DEC \sim -45^\circ$ ), and proper motions ( $\mu_\alpha \sim -34$  mas/yr and  $\mu_\delta \sim -12$  mas/yr), the three Tycho stars must be members of the Lower Centaurus Crux (LCC) association. Assuming they are  $\sim 10$  Myr old stars, we can photometrically estimate their distance ( $\sim 130$  pc). All the known TWA members are likely  $\leq 100$  pc from Earth. Now having eliminated all the distant TWA MF candidates (other than the three Tycho stars), we cannot confirm or reject a possible connection between TWA and the Sco-Cen complex. Additional data, especially identification of less massive members of the Sco-Cen complex, are required to further investigate the possibility of such a connection. Currently known members of the complex are mostly earlier than F/G-type stars (de Zeeuw *et al.*, 1999). If TWA is not a part of the LCC or Sco-Cen complex, based on the proximity of TWA 19 to LCC in space, it is also possible that TWA 19 belongs to LCC rather than to TWA itself.

In summary, among 23 Makarov & Fabricius (2001) TWA candidates, we verify only three possibly new TWA members (TYC 7760-0835-1, TYC 8238-1462-1, and TYC 8234-2856-1). If TWA is not a part of a larger structure (the LCC or Sco-Cen complex), then these three Tycho stars may not be related to TWA. Therefore, MF's claims of an isotropic expansion of TWA and TWA being a part of the "Gould-disk" have to be re-evaluated based on our new results. It is clearly shown that in identifying new members of nearby diffuse stellar associations or groups, one cannot rely solely on kinematic properties of candidates. When photometric – putting the candidates in a color magnitude diagram – and spectroscopic – Li 6708 Å and  $H\alpha$  – data are combined with kinematic information, much more convincing membership can be achieved as seen in Zuckerman *et al.* (2001a).

We thank Dr. van den Ancker for helpful remarks as the referee. This research was supported in part by the UCLA Astrobiology Institute and by a NASA Origins grant to UCLA.

## References

- Anders, G. J., Coates, D. W., Thompson, K., & Innis, J. L. 1991, *MNRAS*, **252**, 408
- Barbier-Brossat, M. & Figon, P. 2000, *A&AS*, **142**, 217
- Bessell, M. S. 2000, *PASP*, **112**, 961
- de Zeeuw, P. T., Hoogerwerf, R., de Bruijne, J. H. J., Brown, A. G. A., & Blaauw, A. 1999, *AJ*, **117**, 354
- Jayawardhana, R. & Greene, T., eds. 2001, *ASP Conf. Series v244, "Young Stars Near Earth: Progress and Prospects"*
- Lowrance, P. J., *et al.* 1999, *ApJL*, **512**, L69
- 2000, *ApJ*, **541**, 390
- Makarov, V. V. & Fabricius, C. 2001, *A&A*, **368**, 866
- Mayor, M. & Mazeh, T. 1987, *A&A*, **171**, 157
- Patience, J., Ghez, A. M., Reid, I. N., Weinberger, A. J., & Matthews, K. 1998, *AJ*, **115**, 1972
- Siess, L., Dufour, E., & Forestini, M. 2000, *A&A*, **358**, 593
- Sistero, R. F. & Sistero, M. E. C. 1973, *AJ*, **78**, 413
- Strassmeier, K. G., Fekel, F. C., Bopp, B. W., Dempsey, R. C., & Henry, G. W. 1990, *ApJS*, **72**, 191
- Torres, G., Neuhaeuser, R., & Latham, D. W. 2001, in *"Young Stars Near Earth: Progress and Prospects"*, eds. R. Jayawardhana & T. Greene, *ASP Conf. Series v244*, 283
- van den Ancker, M. E., Pérez, M. R., & de Winter, D. 2001, in *"Young Stars Near Earth: Progress and Prospects"*, eds. R. Jayawardhana & T. Greene, *ASP Conf. Series v244*, 69
- Zuckerman, B., Song, I., Bessell, M. S., & Webb, R. A. 2001a, *ApJL*, **562**, 87
- Zuckerman, B., Webb, R. A., Schwartz, M., & Becklin, E. E. 2001b, *ApJL*, **549**, 233