

Neutrino Induced Upward Going Muons from a Gamma Ray Burst in a Neutrino Telescope of Km^2 Area

Nayantara Gupta ¹

*Department of Theoretical Physics,
Indian Association for the Cultivation of Science,
Jadavpur, Kolkata 700 032, INDIA.*

Abstract

The number of neutrino induced upward going muons from a single gamma ray burst (GRB) expected to be detected by the proposed kilometer scale IceCube detector at the South Pole location has been calculated. The effects of the Lorentz factor, total energy of the GRB emitted in neutrinos and its distance from the observer (redshift) on the number of neutrino events from that GRB have been examined. The present investigation reveals that there is possibility of exploring physical processes of the early Universe with the proposed kilometer scale IceCube neutrino telescope.

PACS number(s): 96.40.Tv, 98.70.Rz, 98.70.Sa

¹tpng@mahendra.iacs.res.in

1 Introduction

We consider the relativistically expanding fireball model of gamma ray bursts (GRB) [1] and calculate the number of secondary muons from high energy neutrinos of a GRB expected to be detected in a kilometer scale neutrino telescope. In a relativistic expanding fireball protons may be accelerated by Fermi mechanism to energies as high as $10^{20}eV$. The accelerated protons interact with photons of energies of the order of MeV to produce pions. From protons both π^+ 's and π^0 's are produced sharing the proton energies roughly in equal parts. The π^+ 's would lead to generation of high energy neutrinos and from π^0 's high energy photons would be produced.

The decay process for neutrino production from π^+ 's is as follows $\pi^+ \rightarrow \mu^+ + \nu_\mu \rightarrow e^+ + \nu_e + \bar{\nu}_\mu + \nu_\mu$. The Lorentz factor Γ of a GRB has a crucial role in the neutrino production mechanism of the GRB. The efficiency for producing pions in $p - \gamma$ collisions in the fireball varies as Γ^{-4} and the break energy for neutrino energy spectra varies as Γ^2 . Although Γ grows linearly with the radius in a relativistic fireball model, Γ saturates at a value of the order of 100 [1].

The fraction of energy lost by protons to pions f_π can be expressed as a function of the pair production optical depth $\tau_{\gamma\gamma}$. If the optical depth is large there would be more pion productions. Also if the optical depth is large then the photons produced from π^0 decays can not come out as a burst. In that case the GRB would be opaque for photons. The GRBs which are not bright in photons are bright in neutrinos.

The effects of varying the Lorentz factor Γ , the total energy emitted or released in neutrinos E_{GRB} and redshift of the GRB z on the expected number of neutrino induced muons from a GRB have been studied in this work. Each gamma ray burst is an individual phenomenon in the Universe distinguished by its redshift, total energy emitted in neutrinos or photons, duration of the burst and Lorentz factor at a particular instant of time. To obtain informations on the physical process responsible for a gamma ray burst it is always meaningful to carry out studies on the detectability of individual GRBs.

In Ref. [2] the correlations of the parameters minimum Lorentz factor Γ , wind variability time t_v , observed photon spectral break energy $E_{\gamma,MeV}^b$ for wind luminosity $L_w = 10^{53}$ erg are given in FIG.1. for equipartition parameters $\epsilon_B = 0.01$ and $\epsilon_B = 0.1$. We have taken points from the contour plots given in FIG.1. of Ref. [2] and used those values in our calculations. In the present work we use the wind luminosity L_w but by E_{GRB} we mean the total energy released in neutrino emission. The observed photon spectral break energy $E_{\gamma,MeV}^b$ is the energy where luminosity per logarithmic photon energy interval peaks.

The fraction of fireball energy that goes into neutrino production is weakly de-

pendent on the wind model parameters. There are two reasons for that. The first reason is for low values of Lorentz factor Γ and wind variability time t_v only a small fraction of the pion's energy is converted to neutrinos at high proton energy due to pion and muon synchrotron losses. The second reason is the observational constraints imposed by γ -ray observations imply that the wind model parameters Γ , wind luminosity L_w and wind variability time t_v are correlated. We keep in mind the luminosity mentioned in [2] is the wind luminosity and in this work also we use the same notation. To avoid confusion we mention that the fraction of proton energy that goes into neutrino production does not appear explicitly in the expression of total number of neutrinos emitted from a GRB in our procedure of calculation. The reason behind this is we have used E_{GRB} which is the total energy released in neutrinos to calculate the number of neutrinos emitted from a GRB.

From one proton two muon neutrinos are expected to be generated if both the pion and the muon decay. The neutrinos carry about 5% of the proton energy, it is given in [2]. So the total energy E_{GRB} released in neutrinos of a GRB is about 10% of the original total fireball proton energy. We have used the total energy emitted in neutrinos E_{GRB} to calculate the neutrino spectrum from a GRB. So the energy loss by protons in pion productions as well as the pion and muon energy losses which are the intermediate processes for neutrino productions from protons have been already taken into account in our procedure of calculations. The small value of E_{GRB} compared to the original total fireball energy accounts for the intermediate energy loss processes in production of neutrinos from protons in a GRB. If we use $E_{GRB} = 10^{53}$ erg in our calculation that means the total fireball proton energy was 10^{54} erg assuming 10% of the fireball energy has been released in neutrino emission from the GRB. The wind durations are of the order of 10 seconds.

The neutrino spectrum from a GRB on Earth depends on the total energy emitted in neutrinos E_{GRB} , distance of the GRB from the observer z and the neutrino break energy E_ν^b which is again dependent on the Lorentz factor Γ , observed photon spectral break energy $E_{\gamma, MeV}^b$, the wind variability time t_v as well as wind luminosity L_w and equipartition parameter ϵ_B .

Earlier average neutrino event rates in a neutrino telescope of km^2 area per year from gamma ray bursts have been obtained considering burst-to-burst fluctuations in distance and energy [3, 4]. They have used energy and redshift distribution functions of the GRBs modeled according to observations on GRBs. The neutrino event rates per year from GRBs have been obtained including the fluctuations in the Lorentz factor Γ . The purpose of the present work is not to calculate the neutrino event rate expected per year in a muon detector of km^2 area. We investigate for what range of values of their physical parameters (E_{GRB} , z , Γ) individual GRBs will be detectable

by a kilometer scale neutrino telescope of a given threshold energy.

In GRBs $\nu_\mu + \bar{\nu}_\mu$'s are almost 10^5 times more abundant than $\nu_\tau + \bar{\nu}_\tau$. The primary neutrino flux from GRBs contain very small number of $\nu_\tau + \bar{\nu}_\tau$. Due to neutrino oscillations some of the ν_μ 's convert to ν_τ 's during their propagation from the burst location to the detector on Earth. According to SuperKamiokande measurements [5] the flux ratio of muon neutrinos and tau neutrinos is $F_{\nu_\tau/\nu_\mu} = 0.5$. The $\nu_\tau + \bar{\nu}_\tau$ events would produce different experimental signatures from the $\nu_\mu + \bar{\nu}_\mu$ events [4]. Cosmic tau neutrinos while coming close to the surface of the detector may undergo a charged current deep inelastic scattering with nuclei inside or near the detector and produce a tau lepton in addition to a hadronic shower. This tau lepton traverses a distance, on average proportional to its energy, before it decays back into a tau neutrino and a second shower most often induced by decaying hadrons. The second shower is expected to carry about twice as much energy as the first and such double shower signals are commonly referred to as double bangs. The tau leptons produced in this way are not expected to have any other relevant interactions as they are losing energy very fast and subsequently they decay to muons. Other than double bang events there are $\nu_\tau + \bar{\nu}_\tau$ events in which muons would be detected from τ decays ($\nu_\tau \rightarrow \tau \rightarrow \mu$). The double bang events are much less compared to the events in which tau leptons decay to muons ($\nu_\tau \rightarrow \tau \rightarrow \mu$). The $\nu_\mu + \bar{\nu}_\mu$ events are much more in number compared to the $\nu_\tau + \bar{\nu}_\tau$ events. The relative magnitudes of rates of double bang events from ν_τ 's, events in which τ 's decay to μ 's and the $\nu_\mu + \bar{\nu}_\mu$ events per year in a km^2 area neutrino telescope are given in [4]. The majority of muon events in the km^2 area muon detector would be from interactions of $\nu_\mu + \bar{\nu}_\mu$ in rock (in case of upward going muons) or ice (in case of downward going muons) at the South Pole location.

In this work we consider only the upward going muon events from $\nu_\mu + \bar{\nu}_\mu$ of a gamma ray burst because incase of upward going events the background noise is comparatively less.

Recent observations on GRB afterglow have confirmed the relativistic fireball model, to be more specific the internal-external shocks model [6]. If GRB neutrinos could be observed by neutrino telescopes it would be a great achievement for understanding the distribution in Lorentz factor Γ , the ultrahigh energy neutrino background, testing special relativity and the equivalence principle.

In section 2 we discuss about the parametrization of $\nu_\mu + \bar{\nu}_\mu$ spectrum from a GRB and the procedure used here to obtain the number of neutrino induced muon signals. In section 3 we mention about the atmospheric neutrino background which often makes the detection of neutrino signals from astrophysical sources difficult in muon detectors. In section 4 the results of this work have been discussed.

2 Parametrizations of the Neutrino Spectrum of a GRB and the Secondary Muons Produced in Rock

2.1 Neutrino Spectrum of a GRB

A total amount of energy E_{GRB} is released in neutrino emission from a GRB at a distance of redshift z from the observer on Earth.

The Lorentz factor of the GRB is Γ . The neutrino spectrum is expected to be correlated mainly with the observed gamma ray spectrum of the GRB [2]. In analogy with observed γ -ray spectrum of a GRB we write down the neutrino spectrum of the GRB.

$$\frac{dN_\nu}{dE_\nu} = A \times \min(1, E_\nu/E_\nu^b) \frac{1}{E_\nu^2} \quad (1)$$

Here A is the normalisation constant and E_ν^b is the break energy of the neutrino spectrum which is a function of Lorentz factor Γ , photon spectral break energy $E_{\gamma, MeV}^b$. Since Γ , $E_{\gamma, MeV}^b$ and wind variability time t_v are correlated so E_ν^b is also dependent on t_v for a given value of wind luminosity L_w and equipartition parameter ϵ_B .

$$E_\nu^b \approx 10^6 \frac{\Gamma_{2.5}^2}{E_{\gamma, MeV}^b} GeV \quad (2)$$

In the above expression $\Gamma_{2.5} = \Gamma/10^{2.5}$. $E_{\nu min}$ and $E_{\nu max}$ are the lower and upper cutoff energy of the neutrino spectrum. We assume $E_{\nu min} \ll E_\nu^b$.

The normalisation constant A is determined from energy considerations

$$A = \frac{E_{GRB}}{1 + \ln\left(\frac{E_{\nu max}}{E_\nu^b}\right)} \quad (3)$$

To make things clear we again mention that all the intermediate energy loss terms for neutrino productions from protons are accounted for within E_{GRB} which is a small fraction of the initial fireball proton energy. The observed neutrino energy on Earth $E_{\nu obs}$ and its energy at the source, E_ν , are related as $E_{\nu obs} = E_\nu/(1+z)$. The observed cutoff energy of the source is $E_{\nu max obs} = E_{\nu max}/(1+z)$. We assume $E_{\nu max} = 10^{11} GeV$. Assuming isotropic emission from the source, the total number of neutrinos from a single GRB at redshift z per unit energy at energy $E_{\nu obs}$ that strike per unit area of the Earth is

$$\frac{dN_{\nu 0}}{dE_{\nu obs}} = \frac{dN_\nu}{dE_\nu} \frac{1}{4\pi r^2(z)} (1+z) \quad (4)$$

$r(z)$ is the comoving radial coordinate distance of the source. For a spatially flat Universe (which we shall assume to be the case) with $\Omega_\Lambda + \Omega_m = 1$, where Ω_Λ and Ω_m are, respectively, the contribution of the cosmological constant and matter to the energy density of the Universe in units of the critical energy density, $3H_0^2/8\pi G$, the radial coordinate distance $r(z)$ is given by

$$r(z) = \int_0^z \left(\frac{c}{H_0} \right) \frac{dz'}{\sqrt{\Omega_\Lambda + \Omega_m(1+z')^3}}. \quad (5)$$

Here c is the speed of light, H_0 is the Hubble constant in the present epoch. In our calculations, we shall use $\Omega_\Lambda = 0.7$, $\Omega_m = 0.3$, and $H_0 = 65 \text{ km sec}^{-1} \text{ Mpc}^{-1}$. A similar procedure for TeV photon flux calculation on Earth from GRBs has been used in [7].

The original muon neutrinos from GRBs are undergoing oscillations during propagation and tau neutrinos are produced in this way. The probability of oscillation from ν_μ to ν_τ is given by

$$Prob(\nu_\mu \rightarrow \nu_\tau) = \sin^2 2\theta \sin^2 \left(\frac{\delta m^2}{4E_\nu d} \right) \quad (6)$$

Considering the values of neutrino mass difference and mixing as found from SuperKamiokande data ($\sin^2 2\theta \sim 1$, $\delta m^2 \sim 10^{-3} eV^2$) [5] and the distance $d \sim 100$ Mpc between AGN and our galaxy the above expression for probability averages to about half for all relevant neutrino energies to be considered for detection [8]. The high-energy muon neutrino flux is suppressed by a constant factor of half independent of its energy due to neutrino oscillations. The expression for muon neutrino flux from GRBs we have obtained above has been divided by a constant factor of two to include the effect of neutrino oscillations.

2.2 Number of Secondary Muons Produced from Muon Neutrinos of a GRB

The muon events from GRB neutrinos have been calculated including muon energy loss in rock and absorption of neutrinos during their passage through the Earth. The number of neutrino induced muons from a GRB of energy E_{GRB} , redshift z and Lorentz factor Γ has been calculated above a muon threshold energy E_{th} using the standard procedure from [9]. The total number of secondary muons from the muon neutrinos of a GRB below the detector above a threshold energy E_{th} is given by

$$S(> E_{th}) = \int_{E_{th}}^{\infty} dE_{\nu obs} \frac{dN_{\nu 0}}{dE_{\nu obs}} P_\nu(E_{\nu obs}, > E_{th}) \exp[-\sigma_{tot}(E_{\nu obs}) N_A X(\theta)] \quad (7)$$

In the above expression σ_{tot} is the total cross section for neutrino absorptions. It is the sum of charged-current and neutral-current cross sections [10]. $X(\theta)$ is the matter traversed in gm/cm^2 by the neutrinos emitted from the GRB during their passage through the Earth at a zenith angle θ . $N_A = 6.022 \times 10^{23} cm^{-3}$. The probability that a muon produced in a charged-current neutrino nucleon interaction arrives the underground detector with an energy above the muon threshold energy E_{th} is $P_\nu(E_{\nu obs}, > E_{th})$. It depends on the neutrino nucleon charged-current cross section of muon production and the energy loss rate of muons in rock. We have used the neutrino-nucleon interaction cross sections from [10]. The rate of muon energy loss in rock has been used from [11]. The expression for probability of muon production from neutrinos is

$$P_\nu(E_{\nu obs}, > E_{th}) = \int_{E_{th}}^{E_{\nu obs}} dE_\mu \frac{\xi N_A}{(\epsilon + E_\mu)} \int_0^{1-E_\mu/E_{\nu obs}} dy' \int_0^1 dx \frac{d\sigma}{dx dy'} \quad (8)$$

The charged-current differential cross sections can be expressed in power laws in neutrino energies.

$$\frac{d\sigma(E_{\nu obs})}{dE_{\nu obs}} = B E_{\nu obs}^\delta \quad (9)$$

where B is the amplitude and δ is the differential index of power law. The expression of probability of muon production from neutrinos can be simplified to

$$P_\nu(E_{\nu obs}, > E_{th}) = \frac{\xi N_A B}{\delta + 1} \int_{E_{th}}^{E_{\nu obs}} \frac{dE_\mu}{(\epsilon + E_\mu)} E_{\nu obs}^{\delta+1} [1 - (\frac{E_\mu}{E_{\nu obs}})^{\delta+1}] \quad (10)$$

The expression for rate of energy loss by muons is

$$\frac{dE_\mu}{dx} = -\alpha - \beta E_\mu \quad (11)$$

where for rock

$$\alpha = [2.033 + 0.077 \ln E_\mu(GeV)] 10^{-3} GeV gm^{-1} cm^2 \quad (12)$$

and

$$\beta = [2.229 + 0.2 \ln E_\mu(GeV)] 10^{-6} gm^{-1} cm^2 \quad (13)$$

from [11]. In the expression of probability $\epsilon = \alpha/\beta$ and $\xi = 1/\beta$.

The expression for probability has been substituted in equation (8) and the number of neutrino induced muons above muon threshold energy $100 GeV$ has been calculated for a detector of km^2 area.

3 Atmospheric Neutrino Induced Muons in a Neutrino Telescope of km^2 Area

The atmospheric neutrino fluxes from [12] and the neutrino nucleon interaction cross sections from [10] have been used to calculate the neutrino induced muon fluxes from atmospheric neutrinos in a muon detector of km^2 area above a muon threshold energy $E_{th} = 100GeV$. The secondary muon fluxes produced in rock have been calculated for $\cos\theta = -1$ and $\cos\theta = -0.05$ where θ is the zenith angle . The procedure for calculation of neutrino induced muons as discussed in section 2 is used in this case also including the absorption of neutrinos during their propagation through the Earth. The IceCube detector would be placed at a depth of 2 km below the surface of Earth. We have used the effective matter traversed by neutrinos inside the Earth when calculating the neutrino events for $\cos\theta = -0.05$.

4 Results and Discussions

In FIG.1.of Ref.[2] contour plots of observed photon spectral break energy are given for $L_w = 10^{53}erg/sec$ and equipartition parameter $\epsilon_B = 0.1$, $\epsilon_B = 0.01$. From that figure for a value of minimum Lorentz factor Γ we can find the allowed value of $E_{\gamma,MeV}^b$ and the corresponding value of wind variability time t_v sec for $L_w = 10^{53}erg/sec$ and equipartition parameter $\epsilon_B = 0.01$. For one value of Γ there can be many allowed values $E_{\gamma,MeV}^b$. The values of minimum Lorentz factor Γ , wind variability time t_v and observed photon spectral break energy $E_{\gamma,MeV}^b$ used in our work for wind luminosity $L_w = 10^{53}erg/sec$ and equipartition parameter $\epsilon_B = 0.01$ have been listed in TABLE I.

TABLE I

The values of minimum Lorentz factor Γ , t_v in seconds, $E_{\gamma,MeV}^b$ in MeV used in the present work for wind luminosity $L_w = 10^{53}$ erg/sec and equipartition parameter $\epsilon_B = 0.01$ from the contour plots given in [2].

Γ	t_v sec	$E_{\gamma,MeV}^b$
50.12	0.707	0.794
56.23	0.316	0.794
70.79	1.	3.162
79.43	0.316	3.162
89.12	0.1	3.162
100.	0.421	7.943
112.2	0.316	19.952
125.892	0.316	125.892
141.25	0.251	125.892
158.48	0.63	79.432
177.82	0.251	79.432
199.52	0.501	50.118
223.872	0.125	50.118
251.188	0.1	31.622
281.838	0.398	19.952
316.227	0.079	19.952
354.81	0.63	7.943
398.107	0.199	7.943

The mean isotropic equivalent energy released by GRBs is about 10^{53} erg from [13]. The total wind energy is related to the energy E_{GRB} emitted in neutrinos by the GRB. If the energy released in neutrino emission E_{GRB} is 10^{53} erg then the wind energy is expected to be of the order of 10^{54} erg since neutrinos carry about 5% of proton's energy and from one proton two muon neutrinos are expected to be produced.

In Fig.1. of the present work the number of secondary muons from a GRB in km^2 area detector has been shown for different values of the Lorentz factors Γ and $E_{\gamma,MeV}^b$. The energy emitted by the GRB in neutrinos is 10^{53} erg and the burst is at zenith angle $\theta = 180^\circ$. We have used the value of the threshold energy of IceCube detector $E_{th} = 100GeV$. One can calculate the neutrino signals for higher threshold energies of the detector. The values of redshift z of the GRB used in the calculation are 0.05,0.5,1. and 1.5. The Lorentz factor Γ and the observed photon spectral break

energy $E_{\gamma,MeV}^b$ together determine the value of the neutrino break energy E_{ν}^b .

If Γ is increased the break energy of neutrino spectrum E_{ν}^b also shifts to higher value, if the photon spectral break energy does not increase. The neutrinos produced from a GRB of high Lorentz factor and low $E_{\gamma,MeV}^b$ will have their energies higher than those produced from a GRB of lower Lorentz factor and higher $E_{\gamma,MeV}^b$. The atmospheric background noise decreases for higher threshold energy of the detector. So it will be easier for a detector of higher threshold energy to detect these GRB neutrinos emitted from GRBs of high Lorentz factors and low photon spectral break energies.

In Fig.2. of this paper the effect of varying the redshift of the GRB on the production of neutrino events in the IceCube detector has been studied. As stated earlier the burst is at zenith angle $\theta = 180^\circ$, total energy emitted in neutrino production is $E_{GRB} = 10^{53}\text{erg}$, wind luminosity of the GRB is 10^{53}erg/sec and threshold of the detector is $E_{th} = 100\text{GeV}$. If the distance of the GRB from the observer is large the observer receives very few signals. In Fig.3. of this paper the numbers of neutrino induced muons have been calculated for different redshifts when the GRB is at zenith angle $\theta = 92.86^\circ$. The rest of the parameters are same as in Fig.2.

In Fig.4. of the present paper the dependence of secondary muon events on the energy of the GRB E_{GRB} has been shown. If the total energy released by neutrino emission E_{GRB} is increased obviously there will be more neutrino generation. The number of secondary muons from the GRB increases linearly with E_{GRB} . The wind luminosity of the GRB is assumed to be $L_w = 10^{53}\text{erg/sec}$ and redshift of the GRB is $z = 1.5$.

Using the procedure discussed in section 3 we have calculated the atmospheric neutrino generated background muon events per second in IceCube detector for threshold energy $E_{th} = 100\text{GeV}$. In case of $\cos\theta = -1$ we find 0.018 atmospheric neutrino induced muon events from $\nu_{\mu} + \bar{\nu}_{\mu}$ per second per km^2 area and for $\cos\theta = -0.05$ the corresponding number is 0.04.

We denote the duration of time for neutrino emission from a GRB by t_{ν} at the source in observer's reference frame. From Fig.2. and Fig.3. of this paper it is clear that a nearby burst of a few seconds duration (t_{ν}) with energy E_{GRB} of the order of 10^{53}erg will be always detectable in IceCube for threshold energy $E_{th} = 100\text{GeV}$.

We have also investigated for a known redshift z and Lorentz factor Γ of the GRB for what range of values of the total energy E_{GRB} the IceCube detector with $E_{th} = 100\text{GeV}$ will be able to detect the GRB at a zenith angle θ . By detectable we mean the number of secondary muons produced by the GRB is more than the background atmospheric neutrino induced muon events integrated over the observed duration of the burst. If the duration of neutrino emission by the GRB is long the background

noise is more compared to the case when the duration of neutrino emission is short. In calculating the observed duration (duration for neutrino emission) of the burst on Earth the correction due to the redshift of the source has been taken into account. The observed duration of the GRB from Earth for neutrino emission is $t_\nu \times (1 + z)$ where z is the redshift of that GRB. We have calculated number of neutrino events from a GRB for $\cos \theta = -1$ and $\cos \theta = -0.05$ and duration of neutrino emission from the GRB (t_ν) is assumed to be 1.second. The correction on the matter traversed by neutrinos due to 2km depth of the detector below the surface of the Earth has been taken into account. In Fig.5. of this paper the regions above the curves are the allowed regions of parameters (Γ and E_{GRB}) for detectable GRBs at redshift $z = 1.5$ in IceCube detector. One can extend this study for any redshift z , zenith angle of observation θ and duration of neutrino emission (t_ν) from the GRB.

Simultaneous observations of photons and neutrinos from a burst in a small time window will confirm its signature. The GRBs are distributed uniformly as standard candles throughout the Universe [14]. There is a large number of faint GRBs from which less than one event will be detected on average in the muon detector.

From redshift $z = 1.5$ for $\Gamma = 100$ and $E_{GRB} = 10^{56}$ erg we can expect 14.4 muon events for $E_\gamma^b = 7.943$ MeV at zenith angle $\theta = 180^\circ$ in IceCube neutrino telescope for threshold energy $E_{th} = 100$ GeV. Even from a distance of redshift $z = 2.1$ if total energy emitted in GRB neutrinos is 10^{56} erg we can expect 8 muon events in IceCube for threshold energy $E_{th} = 100$ GeV at zenith angle $\theta = 180^\circ$ when $\Gamma = 100$ and $E_\gamma^b = 7.943$ MeV.

So there is possibility of neutrino detection from bursts at high redshifts if they emit a large amount of energy in neutrinos E_{GRB} in a short duration of time (t_ν).

5 Conclusion

We have investigated on the capability of the next generation kilometer scale IceCube detector in detecting high energy neutrinos from individual GRBs. It is always easier to detect nearby GRBs. Although the neutrino events steeply fall with increasing redshift of the GRB there is possibility of neutrino detection even from the far away bursts in IceCube neutrino telescope. If the GRB is of short duration t_ν , low Lorentz factor Γ , emit large amount of energy E_{GRB} in neutrino emission and if its photon spectral break energy $E_{\gamma,MeV}^b$ is high the possibility of detecting neutrinos from that GRB increases. Not only understanding the physics of GRBs, testing special relativity and equivalence principle but we can also look forward to study physical processes occuring in the early Universe with neutrino telescope of km^2 area.

6 Acknowledgement

I wish to thank Pijushpani Bhattacharjee for fruitful discussions, who inspired me to work on the detectability of individual gamma ray bursts. I am also thankful to the referee for finding out inadequacies in the initial versions of this paper.

References

- [1] E. Waxman and J. Bahcall, Phys. Rev. Lett. **78**, 2292 (1997).
- [2] D. Guetta, M. Spada and E. Waxman, Astrophys. J. **559**, 101 (2001).
- [3] F. Halzen and D. W. Hooper, Astrophys. J. Lett. **527**, L93 (1999).
- [4] J. Alvarez-Muniz, F. Halzen and D. Hooper, Phys. Rev. D **62** 093015 (2000).
- [5] SuperKamiokande Collaboration, Y. Fukuda et al. Phys. Rev. Lett. **81**, 1562 (1998).
- [6] T. Piran, Phys. Rep. **333-334**, 529 (2000).
- [7] N. Gupta and P. Bhattacharjee, astro-ph/0108311.
- [8] H. Athar, G. Parente and E. Zas, Phys. Rev. D **62**, 093010 (1998).
- [9] T. K. Gaisser, *CosmicRaysandParticlePhysics*, Cambridge University Press (1992). T. K. Gaisser, F. Halzen and T. Stanev, Phys. Rep. **258**, 173 (1995).
- [10] R. Gandhi, C. Quigg, M. H. Reno and I. Sarcevic, Phys. Rev. D **58** 093009 (1998)
- [11] A. Dar, J. J. Lord and J. Wilkes, Phys. Rev. D **33**, 303 (1984).
- [12] V. Agrawal, T. K. Gaisser, P. Lipari and T. Stanev, Phys. Rev. D **53**, 1314 (1996)
- [13] D. A. Frail et al., Astrophys. J. **562**, L55 (2001)
- [14] T. Piran, astro-ph/0111314

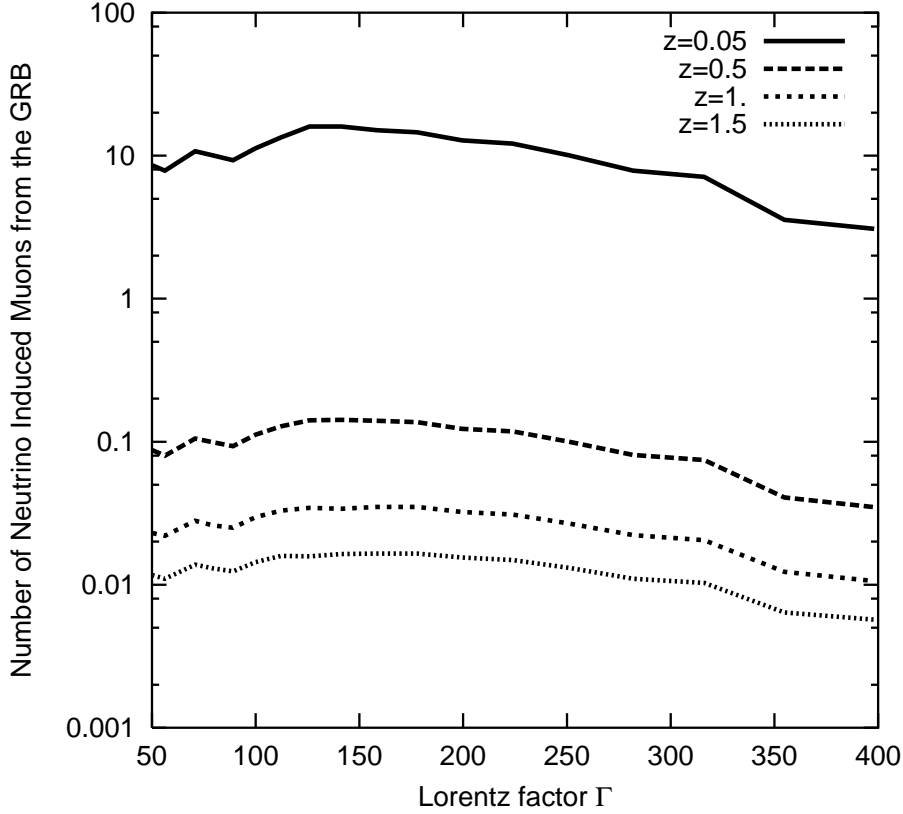


Figure 1: Number of secondary muons in IceCube detector from neutrinos produced from a GRB as a function of the Lorentz factor Γ of the GRB have been plotted in this figure. The detector area is 1km^2 and the GRB is at a zenith angle of $\theta = 180^\circ$. The wind luminosity of the GRB is assumed to be $10^{53}\text{erg}/\text{sec}$ for equipartition parameter $\epsilon_B = 0.01$. The GRB parameters Γ , observed variability time t_v sec, photon spectral break energy $E_{\gamma,MeV}^b$ used here have been given in TABLE I. The total energy released in neutrino emissions is assumed to be 10^{53}erg .

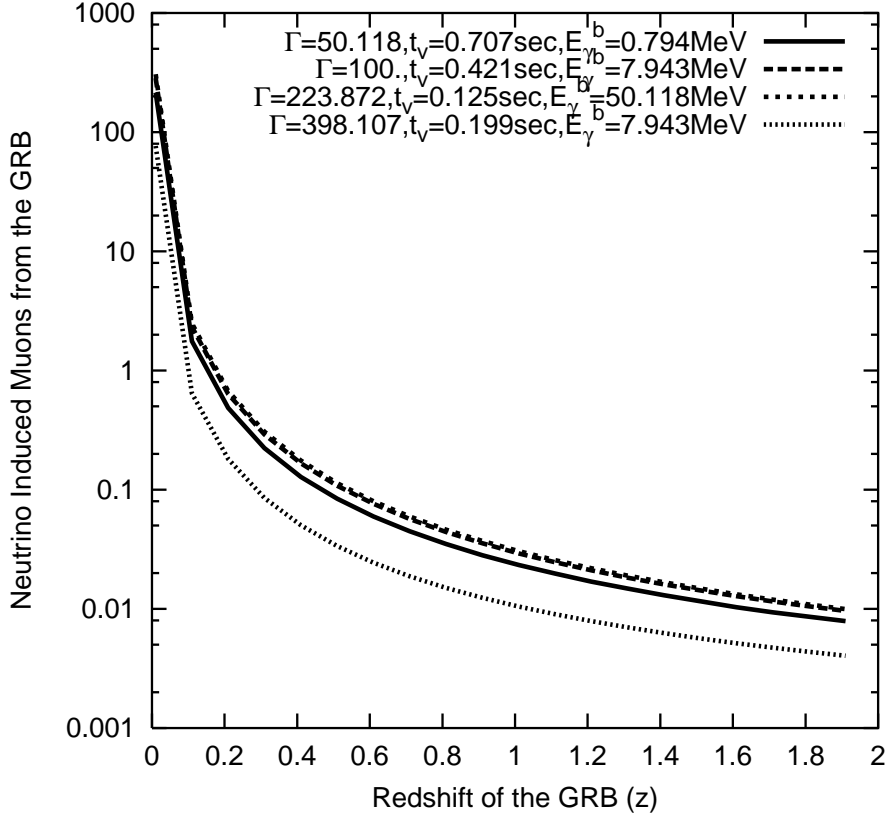


Figure 2: The number of neutrino induced muons in km^2 area from a GRB have been plotted as a function of redshift z of the GRB. The detector threshold is $E_{th} = 100\text{GeV}$, the burst is at $\theta = 180^\circ$ and wind luminosity of the GRB is assumed to be 10^{53}erg/sec for equipartition parameter $\epsilon_B = 0.01$. The total energy released in neutrinos is assumed to be $E_{GRB} = 10^{53}\text{erg}$. Here Γ is the Lorentz factor, t_v is the wind variability time and $E_{\gamma, MeV}^b$ is the observed photon spectral break energy [2].

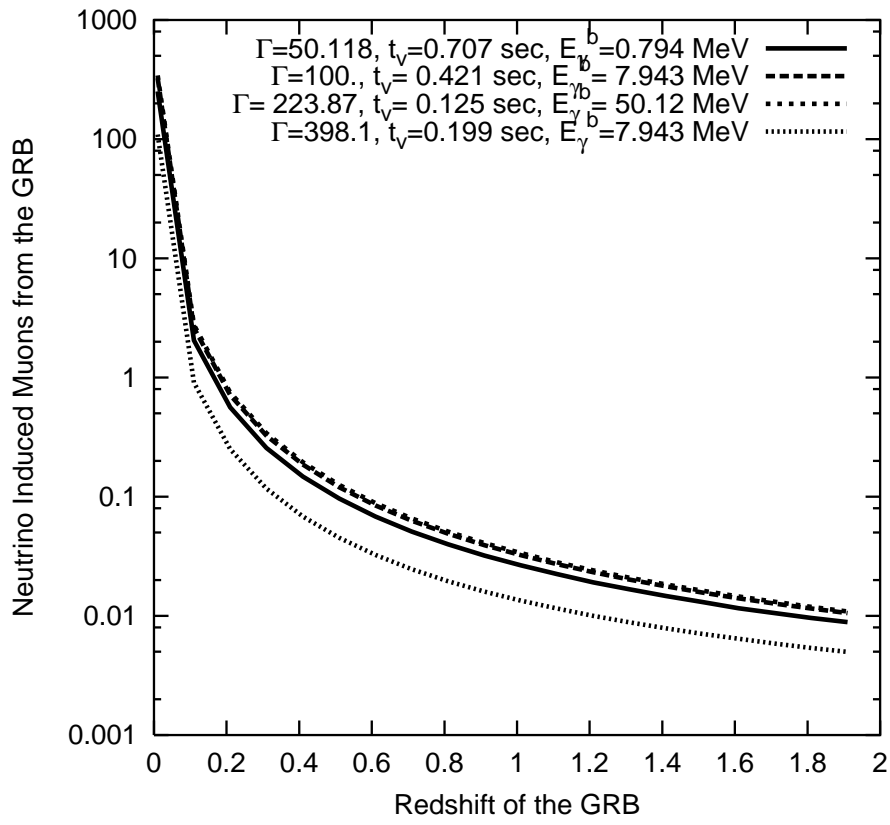


Figure 3: All the parameters are same as in Fig.2. only in this case the GRB is observed at zenith angle $\theta = 92.86^\circ$ from the South Pole.

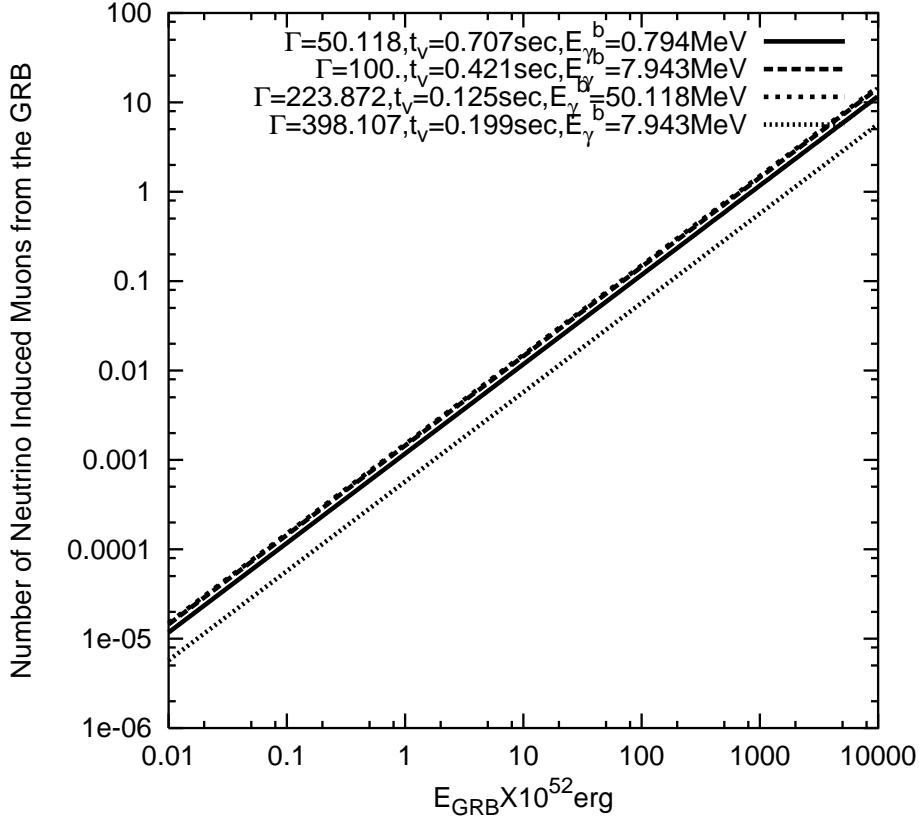


Figure 4: The dependence of number of neutrino induced muons from a GRB in IceCube detector on the total GRB energy E_{GRB} emitted in neutrinos have been shown in this figure. The detector area is $1km^2$ and the GRB is at $\theta = 180^\circ$. The redshift of the GRB is assumed to be $z = 1.5$, wind luminosity $10^{53}erg/sec$ and $\epsilon_B = 0.01$. The threshold energy of the detector is $E_{th} = 100GeV$. The parameters Γ , t_v and E_γ^b are same as in Fig.2.

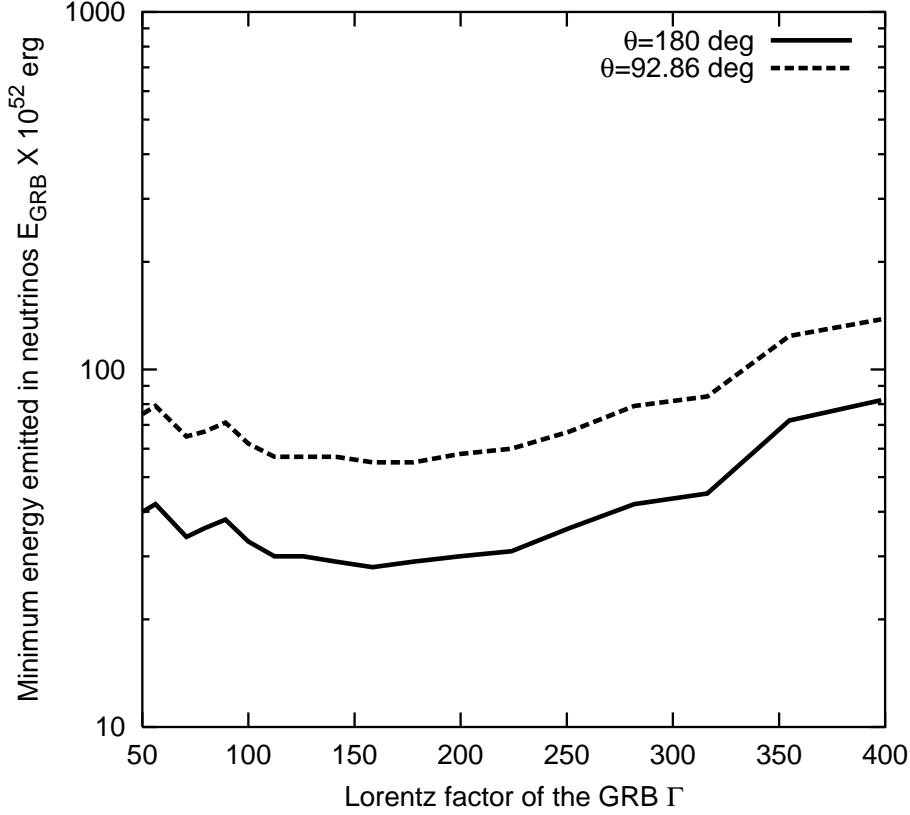


Figure 5: In this figure for redshift $z = 1.5$ and for zenith angles $\theta = 180^\circ$, $\theta = 92.86^\circ$ the minimum total energy emitted in neutrinos by the GRB for which the GRB will produce signal above the atmospheric neutrino generated background in km^2 area detector for minimum Lorentz factor Γ has been plotted. The threshold energy of the detector is assumed to be $E_{th} = 100\text{GeV}$. The regions above the curves give the allowed regions for positive observations. Here the duration of time (t_ν) for neutrino emission from the GRB is assumed to be 1.second. The wind luminosity L_w is assumed to be 10^{53} erg/sec and equipartition parameter $\epsilon_B = 0.01$. The values of Γ , $E_{\gamma, \text{MeV}}^b$ and t_ν sec used to do the calculations are given in TABLE I.