

SDAMS: SPOrt Data Archiving and Management System

Luciano Nicastro* and Giorgio Calderone*

**IFCAI-CNR, Via U. La Malfa 153, 90146 Palermo, Italy*

Abstract. SDAMS is the ensemble of database + software packages aimed to the archiving, quick-look analysis, off-line analysis, network accessibility and plotting of the SPOrt produced data. Many of the aspects related to data archiving, analysis and distribution are common to almost all the astronomical experiments. SDAMS ambition is to face and solve problems like accessibility and portability of the data on any hardware/software platform in a way as simpler as possible, though effective. The system is conceived in a way to be used either by the scientific community interested in background radiation studies or by a wider public with low or null knowledge of the subject. The user authentication system allows us to apply different levels of access, analysis and data retrieving. SDAMS will be accessible through any Web browser though the most efficient way to use it is by writing simple programs. Graphics and images useful for outreach purposes will be produced and put on the Web on a regular basis.

INTRODUCTION

SPOrt ([1]) on ISS is an experiment which will produce a limited amount of data with respect to other space experiments. The foreseen total (i.e. housekeepings and scientific data) bit rate is $\sim 2.5 \text{ kbit s}^{-1}$. This means that in 3 years of operation time it will collect $\sim 30 \text{ Gbytes}$ of data. In addition SPOrt has not pointing capabilities and it is expected to work in a stable and semi-automatic way. As a consequence the output data stream will be simply identified by *time* and *orbital parameters* of the Space Station. The data management system (i.e. quick look, archive and scientific analysis) can be build to be both simple and highly automatic.

The SDAMS system has two fundamental parts: *database server* and *application server*. The former performs the data storing and allows a simple (low level) fast access to them. To this aim we chose MySQLTM, a very easy to use data management system capable to deal with a relatively large amount of data. On the Web there are several examples of intensive usage of MySQL with application tools and there are extensions to use it within several programming languages (e.g. PHP). It has also the advantage to be an Open Source package, that means one can modify the source code to match any particular need and no license is required to use it. This is crucial to allow a standard (system) to be developed.

The SDAMS application server is a multithreaded server which uses a simple C-written communication protocol to interact with its clients. A task-oriented module library allows us to easily add further capabilities to those so far foreseen. The fundamental task of this component is to accept client connections (through socket) and invoke the appropriate modules to perform the required tasks.

News about SDAMS will be posted on <http://sport.tesre.bo.cnr.it>.

HOW TO USE IT

There are several ways to use SDAMS, the simplest being through a Web interface. Such kind of interface allows users to setup a simple query in order to request data retrieval and visualization. This is done, for example, selecting a time or sky coordinates range. It will also be possible to view the sky portion seen by SPOrt (pointing at the zenith of the ISS) in any given time interval. In addition to Sun, Moon and some Planets, also "interesting" strong radio sources will be highlighted in the sky maps. Access to the data will be granted only to registered users. However, this is the less flexible way to use SDAMS as it only offers a limited set of choices; it will be likely used to perform data "quick-look"

or by users not directly involved in the SPOrt project or by the general public. The communication protocol is so easy that it is possible to connect to SDAMS through a telnet session and typing in the commands. The output will be ASCII formatted. The most flexible way to access SDAMS is instead through a dedicated, user written (in any language) program. The only requirements are

- capability to open TCP/IP sockets,
- capability to read ASCII and binary files.

In this case the output can be formatted as a FITS binary (or ASCII) table. For these "high-level" users, a reference manual will be available reporting characteristics of the protocol and a full description of commands and message codes. Once again we note how SDAMS does not put any restriction to the hardware/software platform of the client.

HOW IT WORKS

Figures 1 and 2 show how SDAMS works: for each client successfully connected to the socket a new thread is created; it is a sort of sub-process running on the server. It waits for queries from the client and executes them independently of what the other clients are doing. To each query, written by using high level commands, corresponds a spawned process which passes a reformatted low-level query to the database server. The output data are processed either by C or IDLTM routines (depending on the request) and then sent to the client in the requested format. This process is repeated until a "disconnect" request is received. The "language" used by the client to put its query is very simple, being an ASCII string containing the name of the procedure to use and its parameters. For example, to select the data for the Stokes parameter Q in the time interval (MJD) 52810–52813, in the 32 GHz frequency channel, averaged over 30 s, and perform a polynomial fit (third order) with automatic graphical output, the command is:

```
sel, par='q', dt=[52810.0,52813.0], fr=32, av=30, fit='poly 3'
```

By default the graphics goes into a PostScript file, but other formats can be chosen.

It is worth to note how, in spite the application server talks to the database server using the SQL (Structured Query Language) syntax, it is not necessary to write the queries using this low-level format (but can be done starting the query with SQL). A dedicated module, the *SQL wrapper*, takes care of translating the input command string (after a validity check). When the client queries require complex operations (e.g. correlation analysis or sky-map production), the application server first extracts the data into a local directory then the appropriate (IDL) routine (one or more) is invoked for the analysis and finally the output is sent to the client (e.g. in FITS format). The clients do not need an IDL license as the application software only runs on the server. Figure 3 shows an example of sky coverage map extracted using the command "map, /coverage". It assumes only about 20 days are elapsed since the start of the mission. Adding a new feature to the system is extremely easy: it is enough to add the IDL routine (accessing the data using the SDAMS standards) to the library and adding its name to the list of allowed commands.

ACKNOWLEDGMENTS

SDAMS is part of the SPOrt project and it is supported by Agenzia Spaziale Italiana (ASI).

REFERENCES

1. Carretti, E., "The SPOrt project", in *Astrophysical Polarized Backgrounds*, edited by e. a. S. Cecchini, AIP Conference Proceedings 0, American Institute of Physics, New York, 2001, pp. xx–yy.

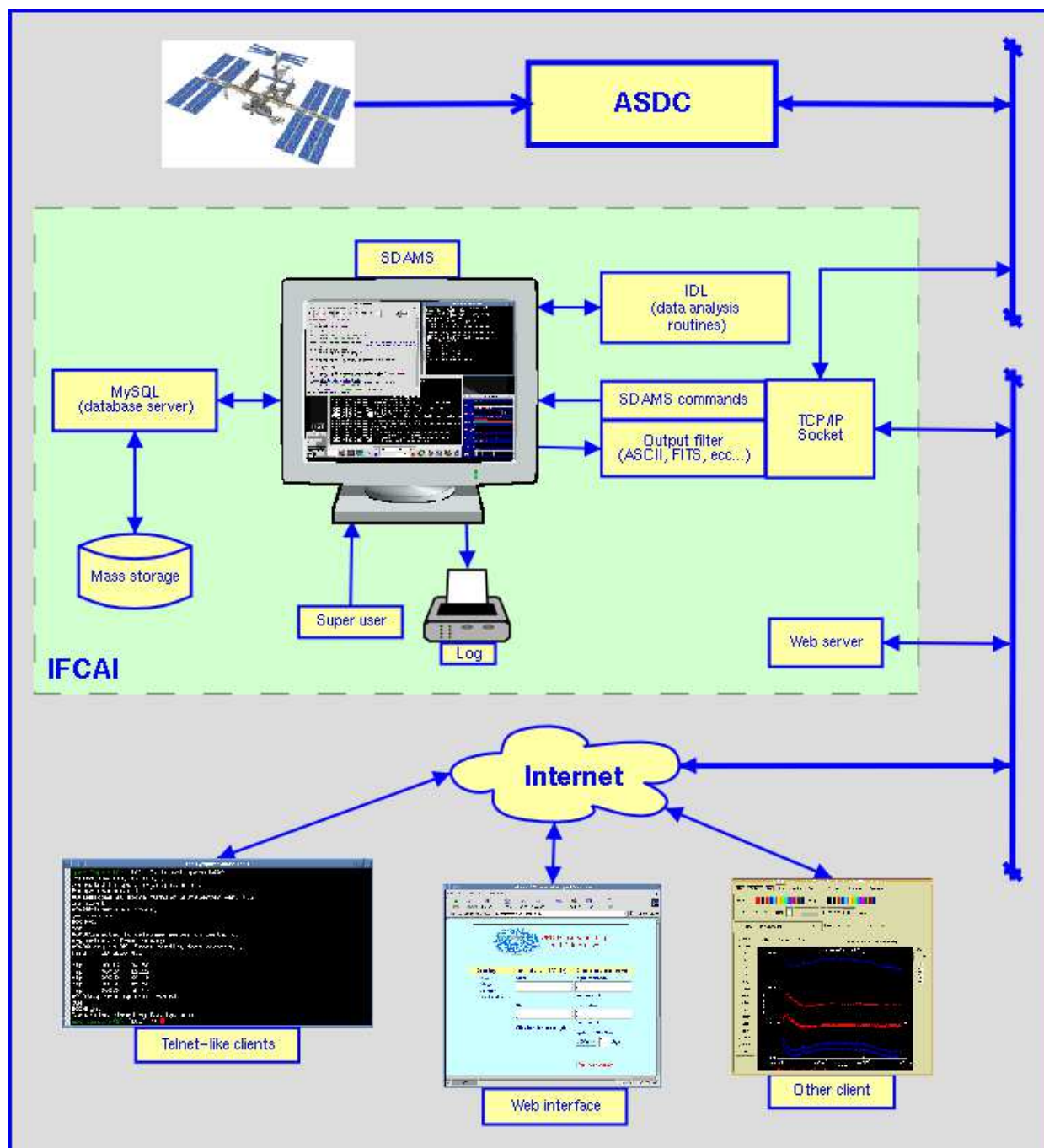


FIGURE 1. This diagram shows the main components of SDAMS (dashed inset) and the way it can interact with external systems (clients). The ASDC (ASI Science Data Center) network gives access to the raw data downloaded from the International Space Station. Here we assume the database resides at IFCAI Institute (Palermo)

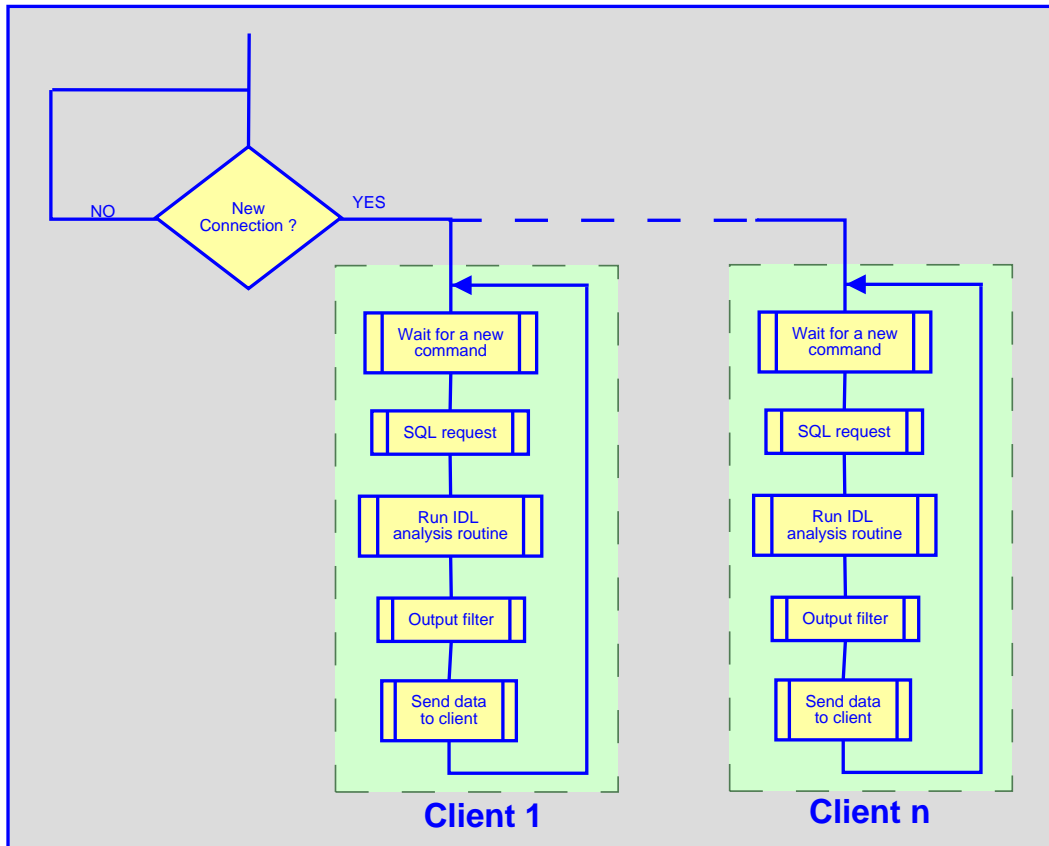


FIGURE 2. The scheme above shows the parallel running of the threads (dashed insets). Each thread is a sub-process (on the server) performing the client queries and data output

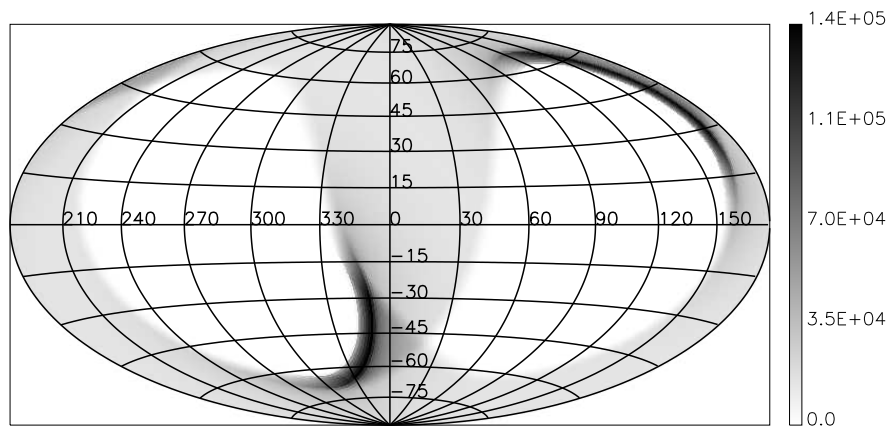


FIGURE 3. In this image (Galactic coordinates) the SPOrt sky coverage after about 20 days of operative life is reported. Grey scale is proportional to the integration time