

The stellar content of the Galaxy: the white dwarf population

M. Cignoni, V. Castellani, S. Degl’Innocenti & S. Petroni

Dipartimento di Fisica, P.zza Torricelli 2, 56126, Pisa, Italy

P. G. Prada Moroni

Dipartimento di Fisica, Via Dodecaneso 33, 16146, Genova, Italy

Abstract. On the basis of theoretical evolutionary expectations, we develop a Galactic model reproducing star counts and synthetic color-magnitude diagrams of field stars, which include the white dwarf (WD) population. In this way we are able to evaluate the expected occurrence of WDs in deep observations at the various photometric bands and Galactic coordinates, discussing the contribution of the WDs of the various Galactic components. The effects on the theoretical predictions of different WD evolutionary models, ages, initial mass functions and relations between progenitor mass and WD mass are discussed.

1. The model

Our Galactic model is a three components (spheroid, disc, thick disc) code which closely follows the “classic” Galactic models by Bahcall & Soneira (1984, B&S) and Gilmore & Reid (1983, see also Paper I and references therein) concerning the spatial density distribution of stars. However, it relies on suitable assumptions on the evolutionary status and on the initial mass function (IMF) of the various Galactic populations to reproduce the luminosity functions used as an (observational) input in Paper I. We recall here the main characteristics of the model referring, for a detailed discussion, to Castellani et al. (2001, Paper II). Predicted results are obtained by randomly generating star masses according to the adopted IMF (Kroupa 2001) and by using stellar models to derive luminosities in the selected bands for each given value of the stellar mass and age. Spheroid stars are assumed to be almost coeval and thus they are reproduced by populating a suitable theoretical isochrone (age= 12 Gyr, $Z= 0.0002$, $Y= 0.23$), while for both the thick disc and the disc one has to take into account prolonged episodes of star formation. Thus for these two components star masses and ages are both randomly generated, the mass distribution reproducing the selected IMF, while a flat age distribution is adopted within the range assumed for each component. For the disc we chose a constant star formation rate (SFR) from 50 Myr to 9 Gyr to populate evolutionary tracks ($Z=0.02$ $Y=0.27$) until the asymptotic giant branch and the WD cooling sequences. For the thick disc, following Gilmore, Wyse, & Jones (1995) and Norris (1999), we assume a metallicity of $\sim Z=0.006$ and a SFR centered at ~ 10 Gyr with a spread of few Gyr. Thanks

to this theoretical approach the model spontaneously predicts the occurrence of stars in the various evolutionary phases.

2. The white dwarf population

By relying on the above described model one can easily predict the expected abundance of WDs, since each star evolved beyond the AGB phase and less massive than the lower mass limit for supernovae (M_{up}) is assumed to be a WD. However, to predict the colour-magnitude (CM) location of these dwarfs one needs further theoretical ingredients, as given by: i) a WD mass - progenitor mass relation, ii) theoretical WD models to obtain luminosity and temperature of a WD as a function of mass and age and iii) suitable color transformations. As shown in more detail in Paper II, the prediction on the WD population barely changes if we substitute the theoretical cooling tracks by Chabrier et al. (2000) with the ones by Salaris et al. (2000), both transformed into the observational plane by means of Saumon & Jacobson (1999) model atmosphere. We checked also that the predicted WD magnitude distribution shows small differences changing the semi-empirical WD mass - progenitor mass relation by Weidemann (2000) with the exponential one by Wood (1992). In the following we will adopt theoretical cooling tracks by Salaris et al. (2000) and the semi-empirical mass relation by Weidemann (2000). The predicted spheroid WD population obviously depends on the assumption on the halo age. Fig. 1 shows the predicted luminosity functions at four different ages: 6, 8, 10, 13.5 Gyr. As well known, for a given age the bulk of the WD distribution is close but not precisely at the faint end of the cooling isochrone. The larger is the age the fainter is the bulk of the WD population. This is a well understood feature: the increase of the time spent in the cooling sequence implies a progressive decrease of WD luminosity. Furthermore the distribution of WD populations significantly

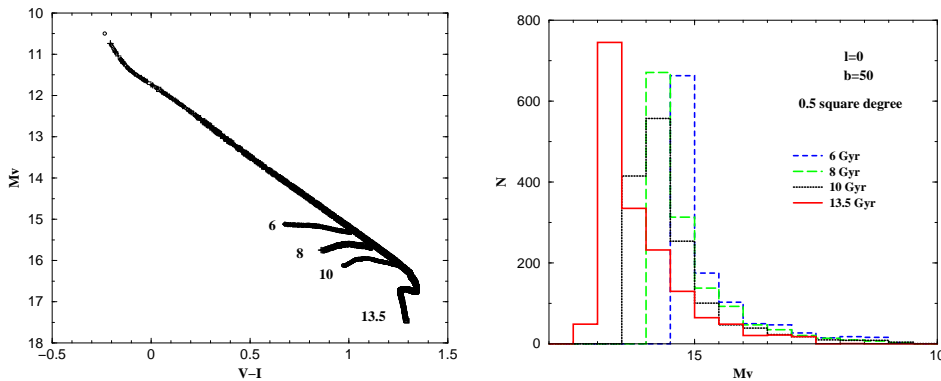


Figure 1. Theoretical isochrones in the $M_V - (V - I)$ diagram for halo WDs of the labeled ages (in Gyr) (*left*); predicted luminosity functions for the spheroid WDs at the labeled ages (*right*) in a field at $l=0^\circ$, $b=50^\circ$ of extension 0.5 square degrees.

depends on the adopted IMF. The number of WDs is obviously affected only by IMF variations for masses which could evolve into WDs in a time shorter

than the estimated age of the Universe. As range of variation we assume the uncertainty on the Salpeter exponential (α), as evaluated by Kroupa (2001; $\alpha = 2.3 \pm 0.3$). As expected, a steeper IMF ($\alpha=2.6$) depopulates the WD stars. This behaviour can be easily understood as a consequence of the decrease of the number of stars in the mass range able to produce WDs.

3. Results

Fig 2 and 3 show the predicted results for a field of 0.5 square degrees at the Galactic coordinates $l=0^\circ$, $b=50^\circ$. The small panel in the CMD diagram (CMD)

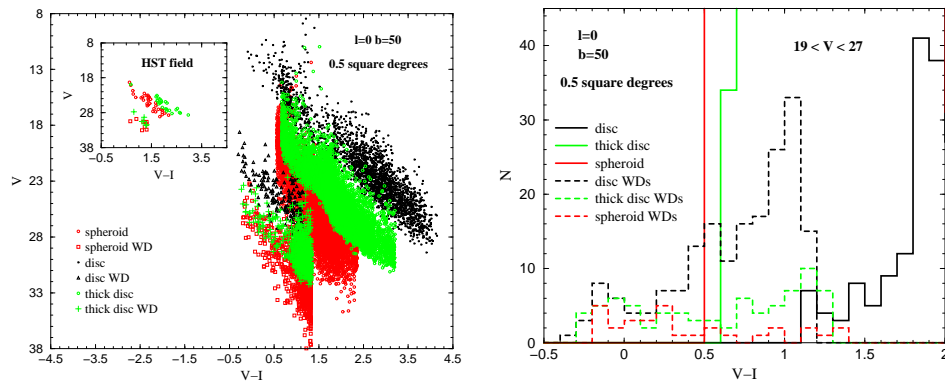


Figure 2. Theoretical $(V - I, V)$ CMD (*left*); and $(V - I)$ -colour distribution (*right*) for stars in a field at $l=0^\circ$, $b=50^\circ$ and area of 0.5 square degrees. Symbols for the various Galaxy populations as labeled. Note that in our model we do not introduce artificial colour dispersion simulating observative spread in colours.

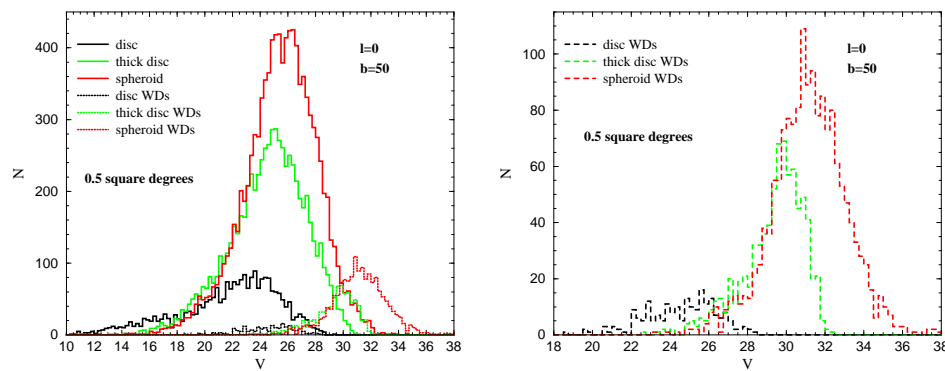


Figure 3. Theoretical prediction for field stars in the direction $l=0^\circ$, $b=50^\circ$ and area of 0.5 square degrees. Theoretical apparent- V magnitude distribution (*left*); zoom of the previous one in which only WDs are shown (*right*).

(left figure) show the star counts for a field of about 6.6 arcmin^2 of extension,

that is the area generally covered by *Hubble Space Telescope* (*HST*) observations (see e.g. King et al. 1998). Due to the presence of the thick disc population, the whole sample of stars in the CMD appears rather uniformly spreaded, without the “double peaked” feature usually predicted by the two-components models because of the separation in colour between the disc and the spheroid population (see e.g. B&S, 1984). An important finding of our prediction is that observations down to $V = 28$ include almost the whole disc population and disc WDs. Only a few percent of thick disc and spheroid WDs are observable to this luminosities; from Fig. 3 one sees that the thick disc WD V -magnitude distribution appears centered at $V \sim 30$, while the spheroid distribution is centered at $V \sim 31$, with a tail reaching faint luminosities down to $V \sim 36$. From the $(V - I)$ -colour distributions (Fig 2, right panel) it appears that the whole WD population takes place at colours bluer then $(V - I) \sim 1.5$. Moreover, at sufficiently blue colours, i.e. $(V - I) \lesssim 0.5$, and not too high luminosity ($V \gtrsim 16$), the sample is constituted exclusively by WDs.

4. Conclusions

We described our galactic model able to reproduce star counts and synthetic CMDs of field stars from the main sequence to the WD evolutionary phase at the various photometric bands and Galactic coordinates. The main goal is the introduction of disc/thick disc and spheroid WD population in an evolutionary consistent way. We found that the WD population is barely sensitive to a change of theoretical WD models or to a variation of the adopted relation between the WD mass and the progenitor mass.

References

- Bahcall, J.N. & Soneira, R.M. 1984, ApJS 55, 67
 Castellani, V., Cignoni, M., Degl'Innocenti, S., Petroni, S., & Prada Moroni, P. G., 2001, in preparation (Paper II)
 Castellani, V., Degl'Innocenti, S., Petroni, S., & Piotto, G. 2001, MNRAS 324, 167 (Paper I)
 Chabrier, G., Brassard, P., Fontaine, G., & Saumon, D. 2000, ApJ 543, 216
 Gilmore, G. F., Wyse, R.F.G., & Jones J. B. 1995, AJ 109,1095
 Gilmore, G. F. & Reid, N. 1983, MNRAS 202, 1025
 King, I.R., Anderson, J., Cool, A.M., & Piotto, G. 1998, ApJ 492, L37
 Kroupa P., 2001, astro-ph/0102155
 Norris, J.E. 1999, Ap&SS 265, 213
 Salaris, M., Garcia-Berro, E., Hernanz, M., Isern, J., & Saumon, D. 2000, ApJ 544, 1036
 Saumon, D. & Jacobson, S.B. 1999, ApJ 511, L107
 Weidemann, V. 2000, A&A 363, 647
 Wood, M.A. 1992, ApJ 386, 539