

# SN Search in the Afterglow of GRB 011121

Shlomo Dado<sup>1</sup>, Arnon Dar<sup>1</sup> and A. De Rújula<sup>2</sup>

1. Physics Department and Space Research Institute, Technion

Haifa 32000, Israel

2. Theory Division, CERN, CH-1211 Geneva 23, Switzerland

the date of receipt and acceptance should be inserted later

**Abstract.** In order to assist in planing the search of supernova (SN) in the late time afterglow of the gamma ray burst (GRB) 011121 we use the Cannonball Model of GRBs and the early time observations of its afterglow (AG) in the R band to predict its late time decline and intrinsic spectrum.

---

On Nov. 21, 18:47:21 UT a very bright GRB (011121) has been simultaneously detected and localized by BeppoSAX (Piro 2001a,b) and IPN (Hurley et al. 2001). Its optical afterglow was first detected 10.3 hours after the burst in the R-band (Krzysztof et al. 2001). Further observations reported 4 additional R band values for the fading source during the first two days after burst (Staneck et al. 2001a,b,c) and a possible redshift  $z = 0.36$  (Infante et al. 2001b) for the host galaxy. A possible candidate for this host galaxy was detected 0.5" (approximately 5 kpc) from the GRB location (Stanek et al. 2001a). As was pointed out by Stanek et al. (2001b), the relatively low redshift and fast decay of its afterglow (AG) make GRB 011121 an attractive search-target for a possible supernova (SN) associated with this burst. In order to assist in planing this search we have used the Cannonball Model (CB) of GRBs (Dado, Dar and De Rújula 2001 and references therein) and these early time R-band observations, recalibrated by the photometry of Olsen et al. (2001), to predict the late time behaviour of the AG in the BVRI bands. The predictions are shown in Figs. 1-5. They are explained shortly below. Detailed derivations can be found in Dado et al. (2001).

In the CB model, long-duration GRBs and their AGs are produced in core collapse supernovae by jets of highly relativistic "cannonballs" that pierce through the supernova shell. The AG –the persistent radiation in the direction of an observed GRB– has three origins: the ejected CBs, the concomitant SN explosion, and the host galaxy. These

components are usually unresolved in the measured ‘‘GRB afterglows’’, so that the corresponding light curves and spectra are the cumulative energy flux density:

$$F_{\text{AG}} = F_{\text{CBs}} + F_{\text{SN}} + F_{\text{HG}}, \quad (1)$$

The contribution of the candidate host galaxy depends on the angular aperture of the observations and it is usually determined by late time observations when the CB and SN contributions become negligible.

Core-collapse supernovae (SNII/Ib/Ic) are far from being standard candles. But if their explosions are fairly asymmetric —as they would be if a fair fraction of them emit two opposite jets of CBs— much of the variability could be a reflection of the varying angles from which we see their non-spherically expanding shells. Exploiting this possibility to its extreme, we shall use SN1998bw as an ansatz standard candle (Dado et al. 2001 and references therein): Let the energy flux density of SN1998bw at redshift  $z_{\text{bw}} = 0.085$  (Galama et al. 1998) be  $F_{\text{bw}}[\nu, t]$ . For a similar SN placed at a redshift  $z$ :

$$F_{\text{SN}}[\nu, t] = \frac{1+z}{1+z_{\text{bw}}} \frac{D_{\text{L}}^2(z_{\text{bw}})}{D_{\text{L}}^2(z)} \times F_{\text{bw}} \left[ \nu \frac{1+z}{1+z_{\text{bw}}}, t \frac{1+z_{\text{bw}}}{1+z} \right] A(\nu, z), \quad (2)$$

where  $D_{\text{L}}(z)$  is the luminosity distance<sup>1</sup> and  $A(\nu, z)$  is the extinction along the line of sight. The extinction in our Galaxy in the direction of GRB 011121 is  $E(\text{B-V})=0.5$  (Schlegel et al. 1998) which yields an attenuation factor  $A(\nu, z) = 0.34$  ( $A_{\text{R}} = 1.16$ , Olsen et al. 2001), but for the line of sight in the host galaxy it will have to be estimated from the spectra of its observed AG and host galaxy.

The contribution of a CB to the GRB afterglow is given by (Dado et al. 2001):

$$F_{\text{CB}} = f [\gamma(t)]^{2\alpha} [\delta(t)]^{3+\alpha} \nu^{-\alpha}, \quad (3)$$

where  $f$  is a normalization constant (see Dado et al. 2001 for its theoretical estimate),  $\alpha \approx -1.1$  is the spectral index of the synchrotron radiation from Fermi accelerated electrons in the CB whose acceleration rate is in equilibrium with their cooling rate by synchrotron emission,  $\gamma(t)$  is the Lorentz factor of the CB and  $\delta(t)$  is its Doppler factor,

$$\delta \equiv \frac{1}{\gamma(1 - \beta \cos \theta)} \simeq \frac{2\gamma}{(1 + \theta^2 \gamma^2)}, \quad (4)$$

whose approximate expression is valid for small observing angles  $\theta \ll 1$  and  $\gamma \gg 1$ , the domain of interest for GRBs. For an interstellar medium of constant baryon density  $n_{\text{p}}$ , the Lorentz factor,  $\gamma(t)$  is given by (Dado et al. 2001):

$$\gamma = \gamma(\gamma_0, \theta, x_{\infty}; t) = \frac{1}{B} \left[ \theta^2 + C \theta^4 + \frac{1}{C} \right]$$

<sup>1</sup> The cosmological parameters we use in our calculations are:  $H_0 = 65 \text{ km}/(\text{s Mpc})$ ,  $\Omega_{\text{M}} = 0.3$  and  $\Omega_{\Lambda} = 0.7$ .

$$C \equiv \left[ \frac{2}{B^2 + 2\theta^6 + B\sqrt{B^2 + 4\theta^6}} \right]^{1/3}$$

$$B \equiv \frac{1}{\gamma_0^3} + \frac{3\theta^2}{\gamma_0} + \frac{6ct}{(1+z)x_\infty} \quad (5)$$

where  $\gamma_0 = \gamma(0)$  and

$$x_\infty \equiv \frac{N_{CB}}{\pi R_{max}^2 n_p} \quad (6)$$

is the distance travelled by the CB until it stops,  $N_{CB}$  is its baryon number and  $R_{max}$  is its radius.

The best fitted parameters to the observed early time R-band AG of GRB 011121 are,  $\alpha = 1.10$ ,  $\gamma_0 = 1302$ ,  $\theta = 0.084$  mrad, and  $x_\infty = 1.10$  Mpc. The resulting late time R-band light curves are presented in Figs. 1,2. The contributions of the host galaxy  $F_{HG} \approx 2 \mu J$  ( $R_{host} \approx 23$ ) and the SN to the light curves should be considered as upper bounds since their true values depend, respectively, on the angular aperture of the observations and on the unknown extinction in the host galaxy. We also present in Figs. 3-5 the CB model predictions for the light curves of the AG in the BVI bands with the host galaxy's contribution subtracted. The SN contribution to the BVI bands was reduced by the Galactic extinction in these bands in the direction of GRB 011121. These preliminary predictions can be refined when more observational data become available.

In conclusion, if GRB 011121 has the relatively low redshift,  $z=0.36$ , a SN akin to 1998bw should be observed around December 10 as can be seen in Fig. 1, unless its light is absorbed considerably in the host galaxy. The parameters we have determined in the CB model from the preliminary data have considerable uncertainties, but if its relatively low redshift is confirmed, the conclusion is inescapable that the supernova associated with GRB 011121 will, at about day 20, tower in the BVRI bands above the proper GRB's afterglow:  $F_{SN} \sim 30 - 100 F_{CB}$ , as can be seen in Figs. 2-5.

## References

- Dado, S., Dar, A. & De Rújula, A., 2001, astro-ph/0107367  
Galama, T.J., et al., 1998, Nature 395, 670  
Hurley, K., et al., 2001, GCN Circ. 1148  
Infante, L., et al., 2001, GCN Circ. 1152  
Olsen, K. et al. 2001 GCN Circ.1157  
Piro, L., et al., 2001a, GCN Circ. 1147  
Piro, L., et al., 2001b, GCN Circ. 1149  
Schlegel D.J., Finkbeiner D.P., Davis M., 1998, ApJ, 500, 525  
Stanek, K.Z., et al. 2001a GCN Circ. 1151  
Stanek, K.Z., et al. 2001b GCN Circ. 1154  
Stanek, K.Z., et al. 2001c GCN Circ. 1160  
Wyrzykowski, L., et al., 2001 GCN Circ. 1150

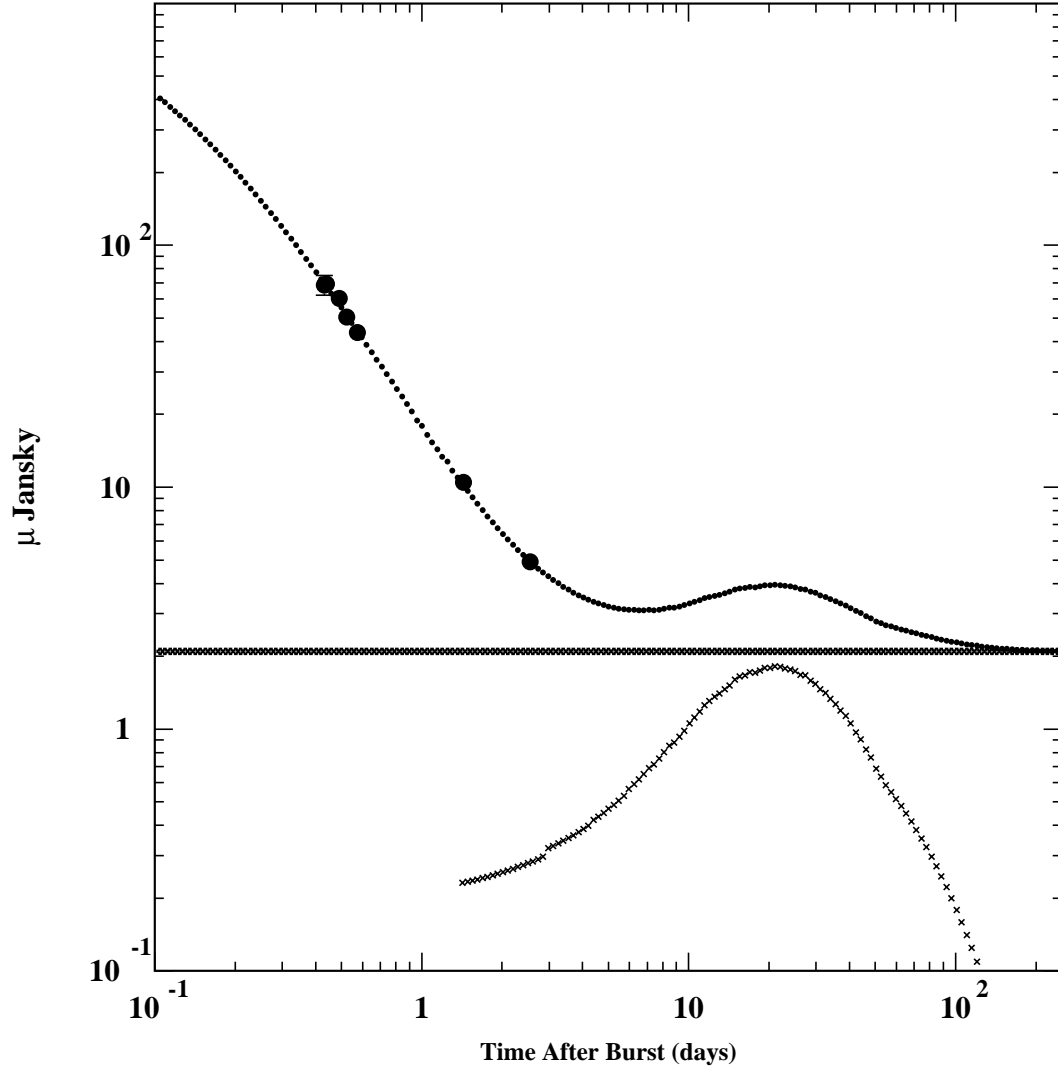


FIG. 1.— Comparisons between our fitted R-band afterglow and the observations not corrected for extinction for GRB 011121 at  $z = 0.36$ , without subtraction of the host galaxy's contribution (the straight line). The CB's AG (the line of squares) is given by Eqs. 3-5. The contribution from a 1998bw-like supernova placed at the GRB's redshift and modified by Galactic extinction, Eq. (2), is indicated by a line of crosses. The SN 1998bw-like contribution, is mildly detectable.

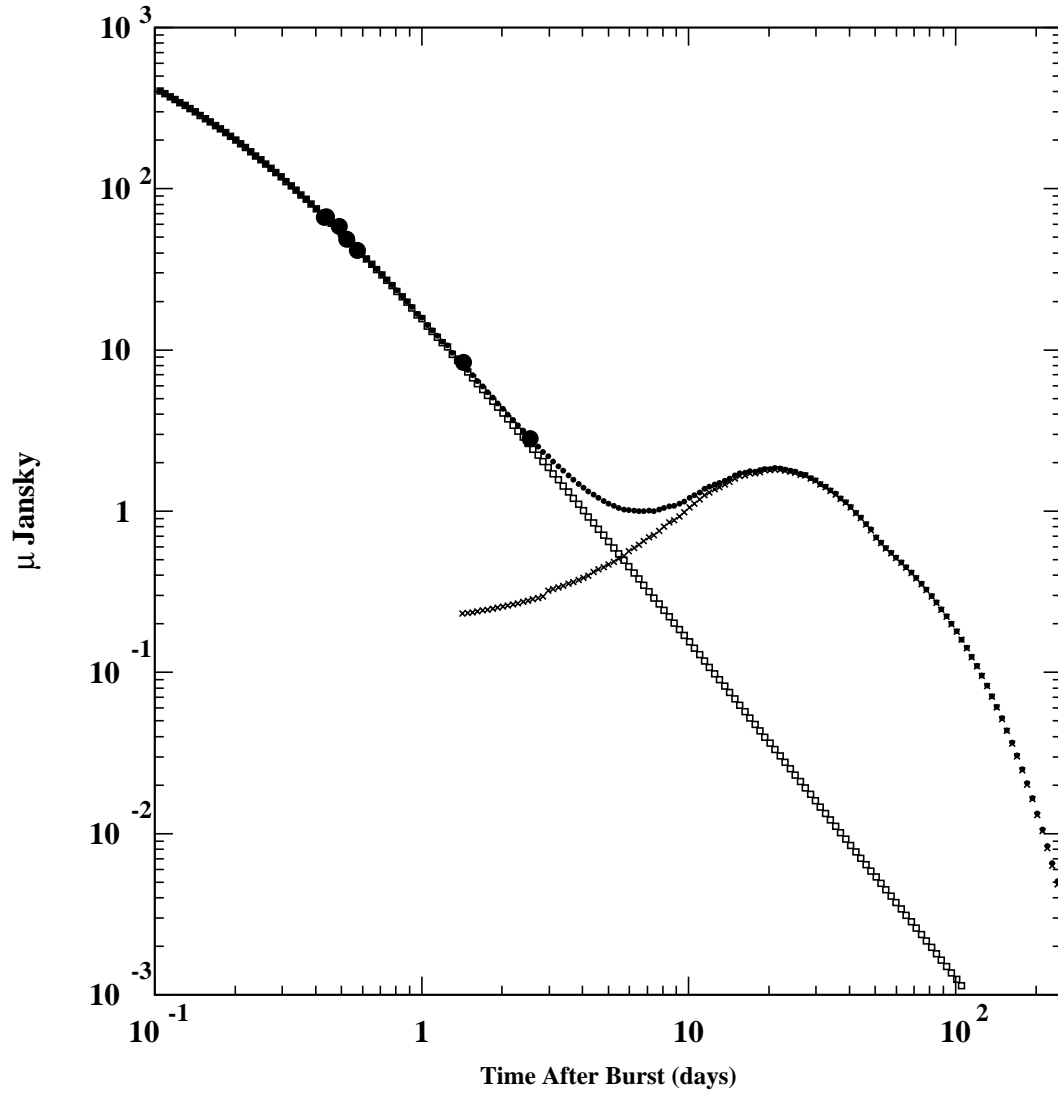


FIG. 2.— Comparisons between our fitted R-band afterglow and the observations not corrected for extinction with the host galaxy’s contribution subtracted, for GRB 011121 at  $z = 0.36$ . The CB’s AG (the line of squares) is given by Eqs. 3-5 . The contribution from a 1998bw-like supernova placed at the GRB’s redshift and modified by Galactic extinction, Eq. (2), is indicated by a line of crosses.

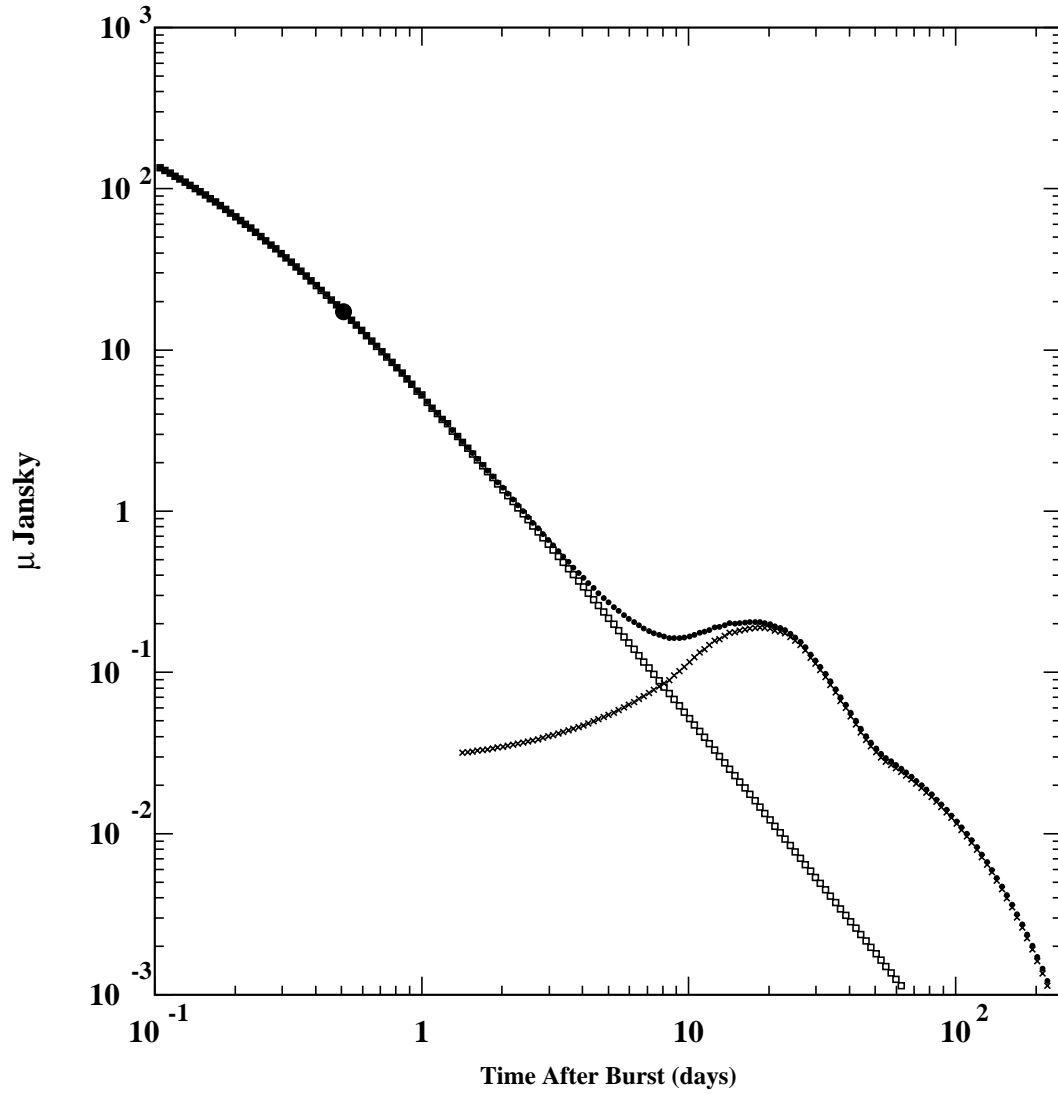


FIG. 3.— Comparisons between our fitted B-band afterglow and the observations not corrected for extinction with the host galaxy’s contribution subtracted, for GRB 011121 at  $z = 0.36$ . The CB’s AG (the line of squares) is given by Eqs. 3-5 . The contribution from a 1998bw-like supernova placed at the GRB’s redshift and modified by Galactic extinction, Eq. (2), is indicated by a line of crosses.

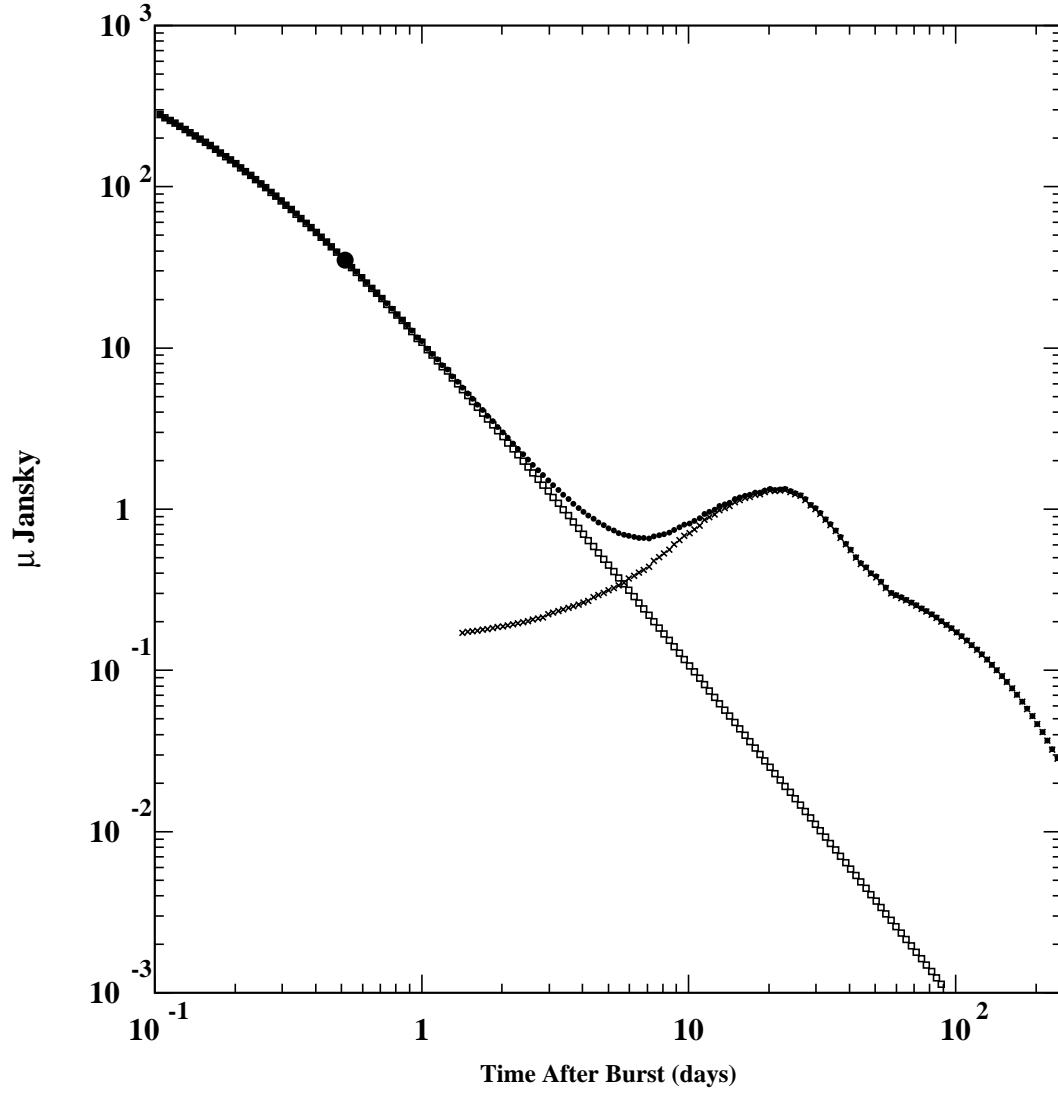


FIG. 4.— Comparisons between our fitted V-band afterglow and the observations not corrected for extinction with the host galaxy's contribution subtracted, for GRB 011121 at  $z = 0.36$ . The CB's AG (the line of squares) is given by Eqs. 3-5 . The contribution from a 1998bw-like supernova placed at the GRB's redshift and modified by Galactic extinction, Eq. (2), is indicated by a line of crosses.

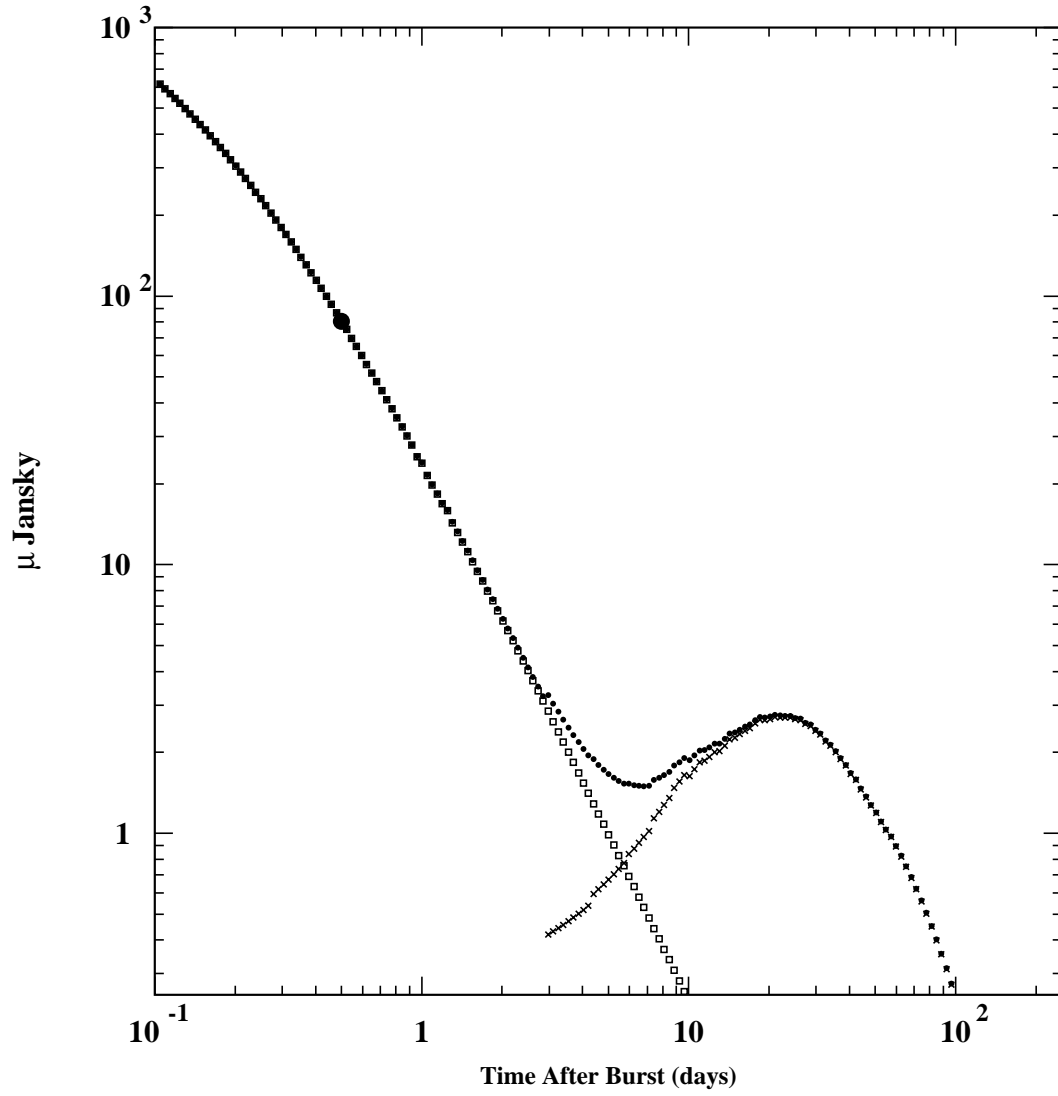


FIG. 5.— Comparisons between our fitted I-band afterglow and the observations not corrected for extinction with the host galaxy's contribution subtracted, for GRB 011121 at  $z = 0.36$ . The CB's AG (the line of squares) is given by Eqs. 3-5 . The contribution from a 1998bw-like supernova placed at the GRB's redshift and modified by Galactic extinction, Eq. (2), is indicated by a line of crosses.