

Chandra Grating Observations of Seyfert 1 Galaxies

T. Yaqoob

*Johns Hopkins University, 3400 N. Charles St., Baltimore, MD21218.
NASA/GSFC, Code 662, Greenbelt Rd., Greenbelt, MD20771.*

I. M. George, T. J. Turner

*Joint Center for Astrophysics, University of Maryland, Baltimore
County, 1000 Hilltop Circle, Baltimore, MD21250. NASA/GSFC, Code
662, Greenbelt Rd., Greenbelt, MD20771.*

Abstract. We present new results from a *Chandra HETG* observation of NGC 5548 and give a comparison of absorption and emission features found in Seyfert 1 galaxies using *Chandra* grating observations. Deep soft X-ray edges are seen in Mkn 509 and NGC 3783, consistent with *ASCA* data. In NGC 5548 and NGC 4501 the edges are weak but consistent with the low column densities. We show that the detection of a narrow, probably non-disk, component of the iron line is very common. We show the effect of removing this narrow component from the *ASCA* Fe-K line profile in NGC 4151, revealing the underlying true shape of the relativistic Fe-K line component.

1. HETG Observation of NGC 5548

Our preliminary *HETG* spectra of NGC 5548 (exposure time ~ 80 ks) taken in 2000, February, are shown in Fig. 1 and Fig. 2(a) (see also George, Turner, Yaqoob 2001). The strongest features (apart from Fe $K\alpha$ – see Yaqoob *et al.* 2001) – are the OVII He-like triplet and absorption features due to Ne and O $Ly\alpha$, and OVII $1s^2 - 3p^1P_1$. See Table 1 for a comparison with Kaastra *et al.* (2000). OVII (f) is particularly strong compared to (i) and (r), indicating a photoionization-dominated plasma. It is consistent with being at the systemic velocity but we measure a range of blueshifts for the absorption lines. These, and detailed analysis will be reported in McKernan *et al.* (in preparation).

2. Comparison of Soft X-ray Absorption and Emission Features

Detailed *Chandra* grating spectroscopy has now been published for five Seyfert 1 galaxies, as summarized in Table 1. Kaspi *et al.* (2001a) present the highest S/N grating data available for any AGN (~ 900 ks on NGC 3783; Table 1 refers only to the shorter 53 ks observation). NGC 3227 was too weak for searching for narrow absorption/emission features; 3C 273 is bright but no absorption/emission features were detected (see George *et al.* 2001). Ton S 180 (Turner *et al.* 2001)

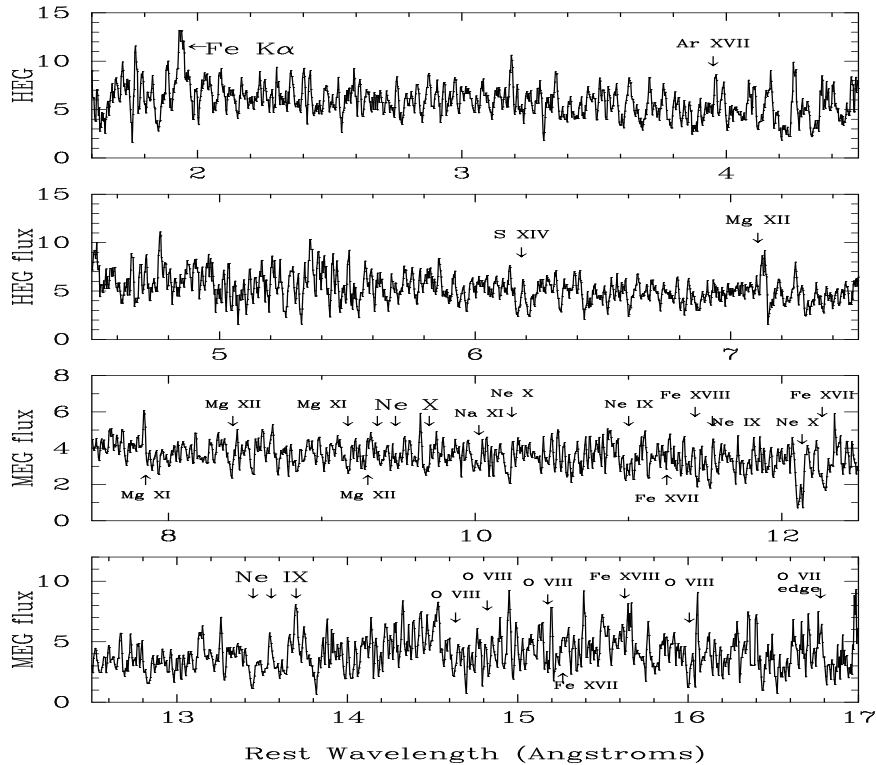


Figure 1. HEG and MEG spectra of NGC 5548. Note that line IDs are simply marked for convenience and do not necessarily indicate significant detections.

and PG 1404 (Nandra *et al.* in preparation), both NLS1, show smooth soft X-ray continua with no narrow absorption/emission features. Our own analysis of archival data for Akn 564, another NLS1, shows a prominent, broad absorption feature at ~ 0.7 keV, resolved by the MEG.

In addition to NGC 5548, at least two other sources show multiple-velocity absorber systems (NGC 4051, Collinge *et al.* 2001; NGC 3783, Kaspi *et al.* 2001b, George *et al.* 2001). In all cases when absorption lines are detected they appear to be in outflow, except in MCG $-6-30-15$ (in which the lines are consistent with the galaxy systemic velocity). In all cases where emission lines are detected they appear to be consistent with the galaxy systemic velocity, except for NGC 4151, in which the emission is consistent with the small outflow velocity of the optical NLR. See Table 1 for details.

3. Soft X-ray Absorption Edges

Fig. 2(b) compares the *Chandra* MEG soft X-ray spectra, (binned at approximately *ASCA* resolution), of four AGN (NGC 3783, Mkn 509, NGC 5548, NGC 4051), with historical *ASCA* data. Given that these sources are time-

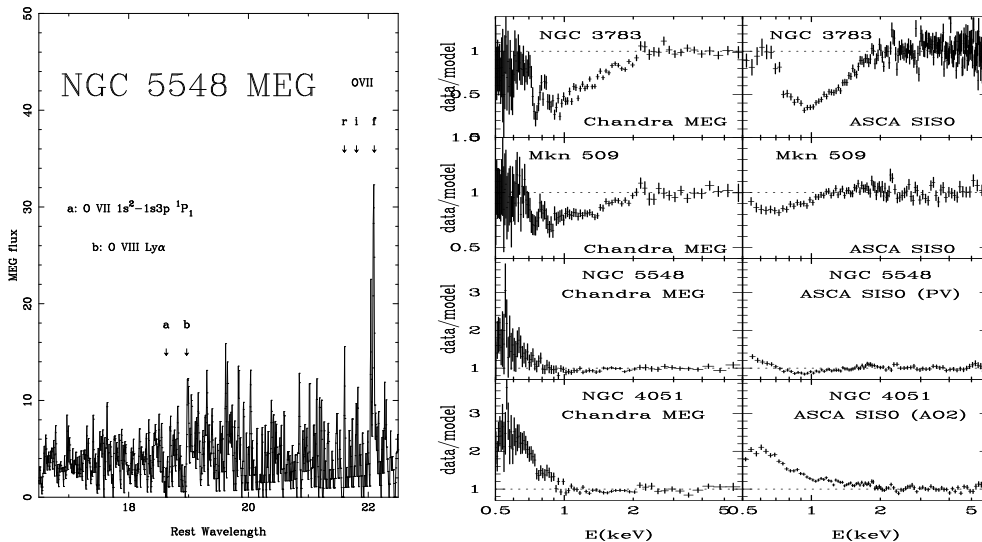


Figure 2. (a) **Left:** MEG spectra of NGC 5548 continued. (b) **Right:** *Chandra* MEG and (non-contemporaneous) *ASCA* SIS spectra of four Sy 1. The 2–5 keV data were independently fitted with a power law, which was extrapolated to low energies.

variable, the AGN show similar features with *Chandra* and *ASCA*. Deep absorption edges are seen in NGC 3783 and Mkn 509. These could be due to OVII and OVIII, but the lower energy edge could also be due to FeI (locked up in dust?) as suggested by Lee *et al.* (2001) for MCG –6–30–15. However, NGC 5548 and NGC 4051 have prominent soft excesses. If soft excess is from a larger region than the warm absorber, it could mask underlying absorption features. However, the depth of the edges depends on the physical conditions of the absorber, so the apparent absence of an edge should not be alarming.

4. Narrow Fe-K Line Components Resolved by Chandra (HETG)

As has been suspected for a long time the Fe-K lines in AGN are generally complex, being composed of a narrow component (originating far from the putative central black hole) and a broad component, originating from closer to the black hole (e.g. see Weaver *et al.* 1997; Yaqoob *et al.* 2001; Reeves *et al.* 2001). In a given observation of a given AGN only one of these may dominate, or they may both be comparable. Therefore it is important to account for when modeling the broad, relativistic disk lines. Some preliminary results for *HETG* measurements of the narrow line are given in Table 2. Four of these *HETG* narrow Fe-K lines are shown in Fig. 3, along with the overall, total Fe-K lines measured with

non-contemporaneous *ASCA* observations. *These are single-Gaussian fits and may be misleading if the overall line profile is complex.* In fact the large EW for NGC 4151 may be due to inadequate modeling of the broad-line component and/or the continuum being particularly weak in this observation. Errors are 90% for one interesting parameter. We are extending this census of the Fe-K region using *Chandra HETG* (simultaneous with other missions whenever possible) to many other sources. Full results for NGC 3516, Mkn 509, NGC 4593, F 9, 3C 120, NGC 7314, and more, will be reported in the near future.

Table 1: Soft X-ray Grating Spectroscopy: Principal Features

Note: Fe K α line is not discussed in this table.

NGC 5548 LETG/HRC Kaastra <i>et al.</i> (2000)	Strongest absorption features: <i>Lyα</i> lines of N, O, Ne, Mg. Resonance lines of He-like O, Ne. Strongest emission features: OVII triplet; forbidden line strongest. Mean absorption-line velocity: -280 ± 70 km/s. Mean emission-line velocity: 200 ± 130 .
NGC 5548 HETG/ACIS George <i>et al.</i> (in prep.)	Strongest absorption features: Ne <i>Lyα</i> , O <i>Lyα</i> , OVII $1s^2 - 3p^1 P_1$ (see Figs. 1 and 2(a)). Strongest emission features: OVII triplet; forbidden line strongest. Mean absorption-line velocity: difficult to measure but consistent with LETG/HRC results. Mean emission-line velocity: consistent with galaxy systemic velocity.
NGC 3783 HETG/ACIS Kaspi <i>et al.</i> (2001)	Strongest absorption features: Many He and H-like states of O, Ne, Mg (Si weaker). Many states of Fe. Strongest emission features: Several transitions of He and H-like states of O, Ne, Mg (Si very weak). The OVII triplet is the strongest emission feature (of which <i>f</i> is strongest). Mean absorption-line velocity: -610 ± 130 km/s. Mean emission-line velocity: consistent with galaxy systemic velocity.
NGC 4051 HETG/ACIS Collinge <i>et al.</i> (2001)	Strongest absorption features: <i>Lyα</i> lines of Ne, Mg, Si. Strongest emission features: He-like triplets of O, Ne. <i>f</i> strongest in both cases. Mean absorption-line velocity: Two systems; -2340 ± 130 km/s and -600 ± 130 km/s. Mean emission-line velocity: consistent with galaxy systemic velocity.
MCG -6-30-15 HETG/ACIS Lee <i>et al.</i> (2001)	Strongest absorption features: <i>Lyα</i> lines of N, O; NeIX $1s^2 - 1s2p$; Fe L edge. Strongest emission features: No strong lines. Mean absorption-line velocity: $ v < 200$ km/s, consistent with galaxy systemic velocity.
NGC 4151 HETG/ACIS Ogle <i>et al.</i> (2001)	Strongest absorption features: No obvious absorption features. Strongest emission features: Spectrum dominated by NLR emission. Many lines; those with S/N > 5 are <i>Lyα</i> of O, Ne, Mg; <i>Kα</i> of Si. <i>r</i> and <i>f</i> of He-like Mg. <i>f</i> of He-like O, Ne. Mean emission-line velocity: -120 ± 50 km/s, consistent with velocity of optical NLR.

Fig. 4 shows the true shape of the underlying broad Fe-K line in NGC 4151 (from the *ASCA* AO8 SIS data) when the narrow line is modeled using the *Chandra* HETG parameters. This would explain the puzzling result that, if

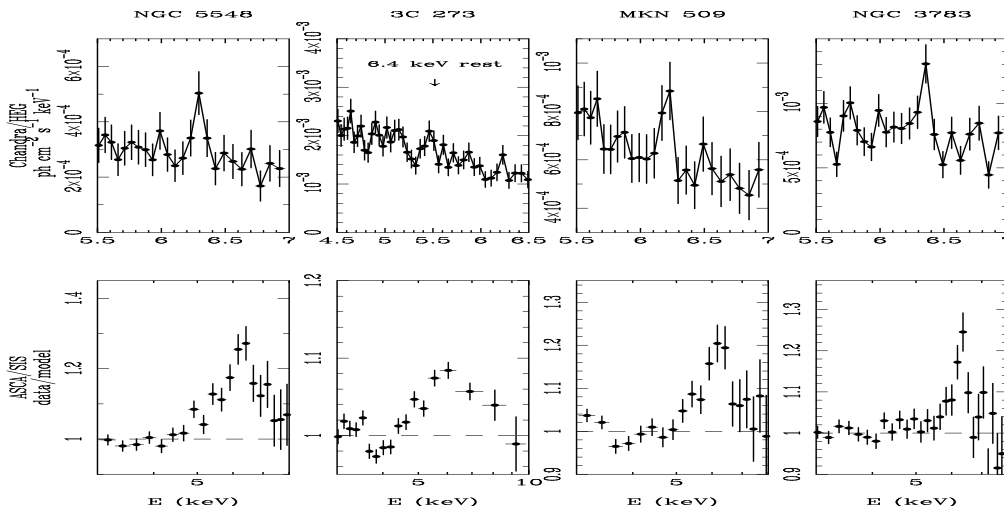


Figure 3. **Top:** HEG spectra of the Fe-K region, showing the detection of a narrow, non-relativistic component, in some AGN. **Bottom:** Non-contemporaneous *ASCA* spectra in the Fe-K region showing the full line profiles.

the narrow line is not taken into account, the total line profile modeled with a relativistic disk implies a near face-on disk, yet all other indications are that the disk is viewed at much larger inclination angles in this source.

Acknowledgments We wish to thank B. McKernan, U. Padmanabhan, K. Weaver, Nandra, K., for their help with parts of this work. We acknowledge support from the following grants: NCC5-447, NAS8-39073 (TY), NAG5-7067, NAG5-7385 (TJT).

References

Collinge, M. J., *et al.* 2001, *ApJ*, 557, 1

Table 2. The Narrow Fe-K Line Component in Some AGN

Source	$E_{\text{Fe-K}}$ (keV)	EW (eV)	FWHM (km/s)
NGC 5548	6.402 (+0.027, -0.025)	133 (+62, -54)	< 8040
NGC 3783	6.347 (+0.050, -0.021)	86 (+35, -28)	< 6665
NGC 4151	6.386 (+0.014, -0.016)	330 (+63, -67)	< 8169
Mkn 509	6.389 (+0.082, -0.030)	61 (+35, -21)	< 6290
NGC 4051	6.444 (+0.051, -0.052)	198(+99, -82)	< 8851
NGC 3327	6.4 (fixed)	< 85	-
3C 273	6.4 (fixed)	< 25	-

Note: since completion of this work, reprocessing of the first *HETG* observation data with *CALDB* 2.8 for 3C 273 has revealed a $\sim 3\sigma$ detection of a narrow Fe-K line with EW 41(+24, -22) eV.

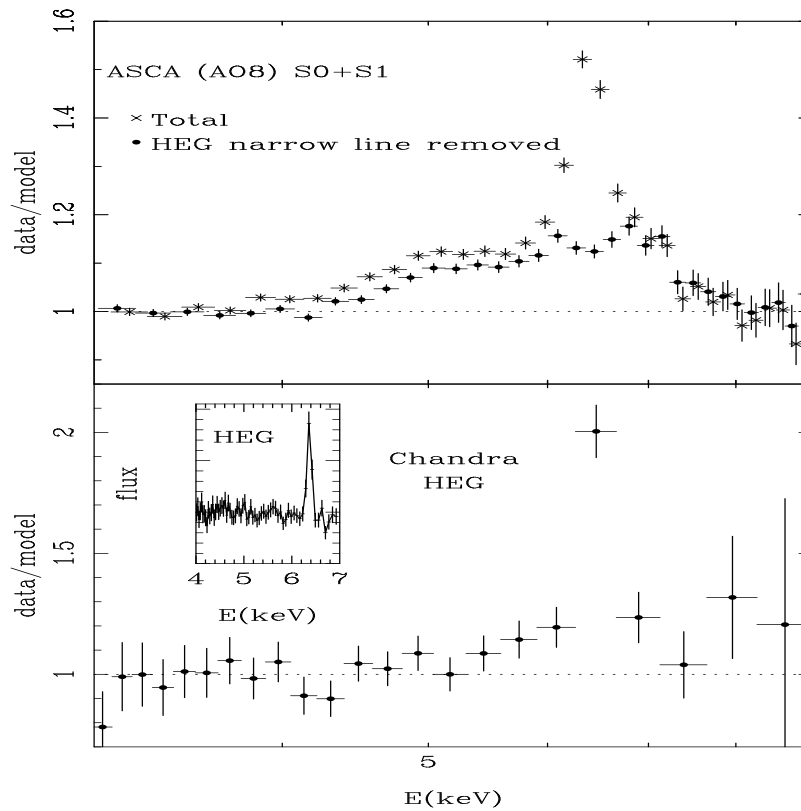


Figure 4. **Top:** The true shape of the underlying broad Fe-K line in NGC 4151 (from the *ASCA* AO8 SIS0+SIS1 data) when the narrow line is modeled using the *Chandra* HETG parameters. **Bottom:** The Fe-K line in NGC 4151 observed by *Chandra* HETG (the two profiles correspond to the same data but binned by different factors, showing the narrow and broad components of the line).

George, I., Turner, T. J., & Yaqoob, T. 2001, in proc. *Mass Outflow in Active Galactic Nuclei*, PASP, eds. D. S. Crenshaw, S. B. Kraemer, and I. M. George.

Kaastra, J. S., *et al.* 2000, *A&A*, 354, L83

Kaspi, S., *et al.* 2001a, in proc. JHU/LHEA Workshop on *X-ray Emission from Accretion onto Black Holes*, 20–23 June, 2001, Baltimore, MD, eds. T. Yaqoob, and J. Krolik (astro-ph/0109401).

Kaspi, S., *et al.* 2001b, *ApJ*, 554, 216

Lee, J., *et al.* 2001, *ApJL*, 554, L13

Ogle, P., *et al.* 2001, *ApJL*, 545, L81

Reeves, J. N., *et al.* 2001, *ApJ*, 559, 181

Turner, T. J., *et al.* 2001, *ApJL*, 548, L13

Weaver, K. A., *et al.* 1997, *ApJ*, 474, 675

Yaqoob, T., *et al.* 2001, *ApJ*, 546, 749