

Evolutionary models for low-mass stars and brown dwarfs: uncertainties and limits at very young ages

I. Baraffe^{1,2}, G. Chabrier¹, F. Allard¹ and P.H. Hauschildt³

¹ C.R.A.L. (UMR 5574 CNRS), Ecole Normale Supérieure, 69364 Lyon Cedex 07, France (ibaraffe, chabrier, fallard@ens-lyon.fr)

² Max-Planck Institut für Astrophysik, Karl-Schwarzschildstr.1, D-85748 Garching, Germany

³ Center for Simulational Physics, University of Georgia Athens, GA 30602-2451 (yeti@hobbes.physast.uga.edu)

Received /Accepted

Abstract. We analyse pre-Main Sequence evolutionary tracks for low mass stars with masses $m \leq 1.4 M_{\odot}$ based on the Baraffe et al. (1998) input physics. We also extend the recent Chabrier et al. (2000) evolutionary models based on dusty atmosphere to young brown dwarfs down to one mass of Jupiter. We analyse current theoretical uncertainties due to molecular line lists, convection and initial conditions. Simple tests on initial conditions show the high uncertainties of models at ages $\lesssim 1$ Myr. We find a significant sensitivity of atmosphere profiles to the treatment of convection at low gravity and $T_{\text{eff}} < 4000$ K, whereas it vanishes as gravity increases. This effect adds another source of uncertainty on evolutionary tracks at very early phases. We show that at low surface gravity ($\log g \lesssim 3.5$), the common picture of vertical Hayashi lines with constant T_{eff} is oversimplified. The effect of a variation of initial deuterium abundance is studied. We compare our models with evolutionary tracks available in the literature and discuss the main differences. We finally analyse to which extent current observations of young systems provide a good test for pre-Main Sequence tracks.

Key words. stars: low-mass, brown dwarfs — stars: evolution — stars: Pre-Main Sequence

1. Introduction

The development of a new generation of stellar evolution models based on the accurate coupling between interior and atmosphere models yielded a major advance in the description of very-low-mass stars (VLMS; Baraffe et al. 1995, 1997, 1998, BCAH98) and substellar objects (brown dwarfs BD and giant planets GP; Burrows et al. 1997 for objects with $T_{\text{eff}} < 2000\text{K}$; Chabrier et al. 2000a, CBAH00). One of the main advantages of such models over previous generation models is the direct comparison between theory and observation in colour-colour and colour-magnitude diagrams (CMD). Several observational tests now assess the validity of the theory devoted to the description of low-mass ($\lesssim 1M_{\odot}$) astrophysical objects (see Allard et al. 1997; Chabrier and Baraffe 2000, for recent reviews). Although some discrepancies between models and observations still remain, uncertainties due to the input physics are now significantly reduced.

In previous papers, we have developed evolutionary models of VLMS and BDs (BCAH98; CBAH00), taking into account the most recent improvements of the physics describing the interior (equation of state for dense plas-

mas, screening factors) and the atmosphere (molecular opacities, formation of dust) devoted to the analysis of objects with an age $t \gtrsim 100$ Myr. Comparison between observations and models for very young objects ($t < 100$ Myr) are more uncertain, in particular from the observational viewpoint, mainly for two reasons : (1) extinction due to the surrounding dust modifies both the intrinsic magnitude and the colours of the objects and (2) spectra of very young objects ($t \lesssim 1$ Myr) may still be affected by the presence of an accretion disk or circumstellar material residual from the protostellar stage. On the theoretical side, an important source of uncertainty at the very early stages of evolution is the choice of the initial conditions, resulting from prior protostellar collapse and accretion phases. The simple picture of non-accreting objects contracting from large initial radii, as used in our models, is clearly an idealized description of reality (Stahler, Shu & Taam 1980; Stahler 1983, 1988; Hartmann, Cassen & Kenyon 1997 and references therein).

In spite of these uncertainties, numerous surveys are devoted to very young clusters because of the potential detection of substellar objects down to planetary masses (Zapatero et al. 2000; Lucas et al. 2001), and the determination of the very (sub)stellar initial mass functions

(IMF), free of dynamical evolution effects that affect older clusters. Consequently, a wealth of data for low mass objects with ages spanning ~ 1 -10 Myr is available and provides the basis for a better understanding of the early phases of stellar evolution. Given the reliability of the present theory for VLMS and BD, a confrontation of the models with the observational data of such very young objects provides important insight into the early epoch of protostellar collapse and accretion phases. For this purpose, however, a correct appreciation of the model uncertainties and limitations is required.

For this reason, this paper is specifically devoted to the analysis of evolutionary models by BCAH98 and CBAH00 at early phases of evolution ($t \lesssim 100$ Myr). The input physics is briefly recalled in section 2, followed by a discussion of uncertainties specific to evolutionary tracks at early ages (§3). Our models are compared to other evolutionary tracks available in the literature in §4 and the confrontation to observations is presented in §5.

2. Model description

2.1. Evolutionary tracks

The models analysed in the present paper are based on the input physics already described in BCAH98 and CBAH00. Both sets of models use the same ingredients describing the stellar interior but use different sets of atmosphere models, which provide the outer boundary conditions and the synthetic spectra. The BCAH98 evolutionary tracks are based on the non-grey atmosphere models by Hauschildt, Allard and Baron (1999a). These models are dust-free and are appropriate to the description of objects with effective temperatures $T_{\text{eff}} \gtrsim 2300$ K. The CBAH00 models are based on atmospheres including the formation and opacity of dust (Allard et al. 2001, hereafter DUSTY models). As illustrated in CBAH00, dust must be taken into account in order to explain the near-IR colors of late M-dwarfs and L-dwarfs. The latter models are thus more appropriate to the description of objects with $T_{\text{eff}} \lesssim 2300$ K. As emphasized in CBAH00, the DUSTY models are not appropriate for the description of spectral and photometric properties of methane dwarfs ($T_{\text{eff}} < 1600$ K), which require a different treatment of dust (the so-called COND models in CBAH00 and Allard et al. 2001). Evolutionary models for such cool objects will be presented elsewhere (Chabrier et al. 2001, in preparation).

The BCAH98 grid covered a mass range from $0.02 M_{\odot}$ to $1.4 M_{\odot}$, for ages ≥ 1 Myr up to the Main Sequence for stars. Originally, the CBAH00 grid covered masses from $0.01 M_{\odot}$ to $0.1 M_{\odot}$ for ages ≥ 10 Myr. In the present work, we extend it down to $1 M_J$ ($10^{-3} M_{\odot}$) and ages ≥ 1 Myr. Figure 1 presents the complete grid of models in a Hertzsprung-Russell diagram (HRD) from $0.001 M_{\odot}$ to $1.4 M_{\odot}$. The small variation of radius with mass and age in the substellar regime (see e.g. Chabrier & Baraffe, 2000) yields the merging towards very similar tracks below the hydrogen-burning limit. Figure 2 displays the time evo-

lution of the effective temperature and luminosity for selected masses. Objects below $2 M_J$ evolve essentially with $T_{\text{eff}} < 1600$ K (see Figs. 1 and 2), even at very early ages. Their atmospheric properties are thus better described by the COND models.

The initial conditions of the models are described in the next section. The stellar/substellar transition is located at $m \sim 0.075 M_{\odot}$. Below this limit, objects become partially degenerate and their nuclear energy production cannot compensate the energy lost by radiation (e.g. $L_{\text{nuc}} < L$), which is required to reach the Main Sequence. The deuterium burning minimum mass is $m \sim 0.012 M_{\odot}$ (Saumon et al. 1996; Chabrier et al. 2000b). The initial D-burning phase lasts less than 1 Myr for $m \gtrsim 0.2 M_{\odot}$, between 1 and 5 Myr for $0.05 \lesssim m \lesssim 0.2 M_{\odot}$ and almost 20 Myr for a $0.02 M_{\odot}$ brown dwarf (see Chabrier et al. 2000b, for details).

As shown in CBAH00, grains have little effects on the evolution of $L(t)$ and $T_{\text{eff}}(t)$, because of the reduced dependence of evolution upon opacity, $L(t) \propto \kappa_R^{-1/3}$, $T_{\text{eff}}(t) \propto \kappa_R^{-1/10}$ (Burrows & Liebert, 1993). We verified that the difference between the different TiO and H₂O molecular line lists used in BCAH98 and CBAH00 models (see §3 in CBAH00), respectively, affect essentially the outer atmospheric layers, and thus the synthetic spectra and colors, but not the deeper atmospheric layers, and thus the outer boundary conditions. The effect of these different molecular line lists on the evolution of the effective temperature $T_{\text{eff}}(t)$ and the bolometric luminosity $L(t)$ is small, less than 100 K in T_{eff} and 10% in L at a given age. This is illustrated in Figure 2, where tracks based on the BCAH98 input physics (solid lines) are compared to the CBAH00 tracks (dashed lines) for the same masses (0.075, 0.02 and $0.012 M_{\odot}$). As stressed in CBAH00 and Baraffe et al. 2001, the computation of more reliable H₂O and, to a lesser extent, TiO line lists is badly needed to solve this shortcoming in the present theory.

3. Main uncertainties: initial model and convection

3.1. Initial conditions

As mentioned in the previous section, although shortcomings still remain in current molecular opacities, the resulting uncertainty on the evolution is small. One of the main source of uncertainty for models at early stages of evolution is the choice of the initial conditions. Most of low mass pre-Main Sequence (PMS) models available in the literature (D'Antona & Mazzitelli 1994, 1997; Burrows et al. 1997; BCAH98; Siess et al. 2000) start from arbitrary initial conditions, totally independent on the outcome of the prior proto-stellar collapse and accretion phases. The initial configuration is that of a fully convective object starting its contraction along the Hayashi line from arbitrary large radii. Evolution starts prior to or at central deuterium ignition, with initial central temperature $\sim 5 \cdot 10^5$ K. According to studies of low-mass protostellar

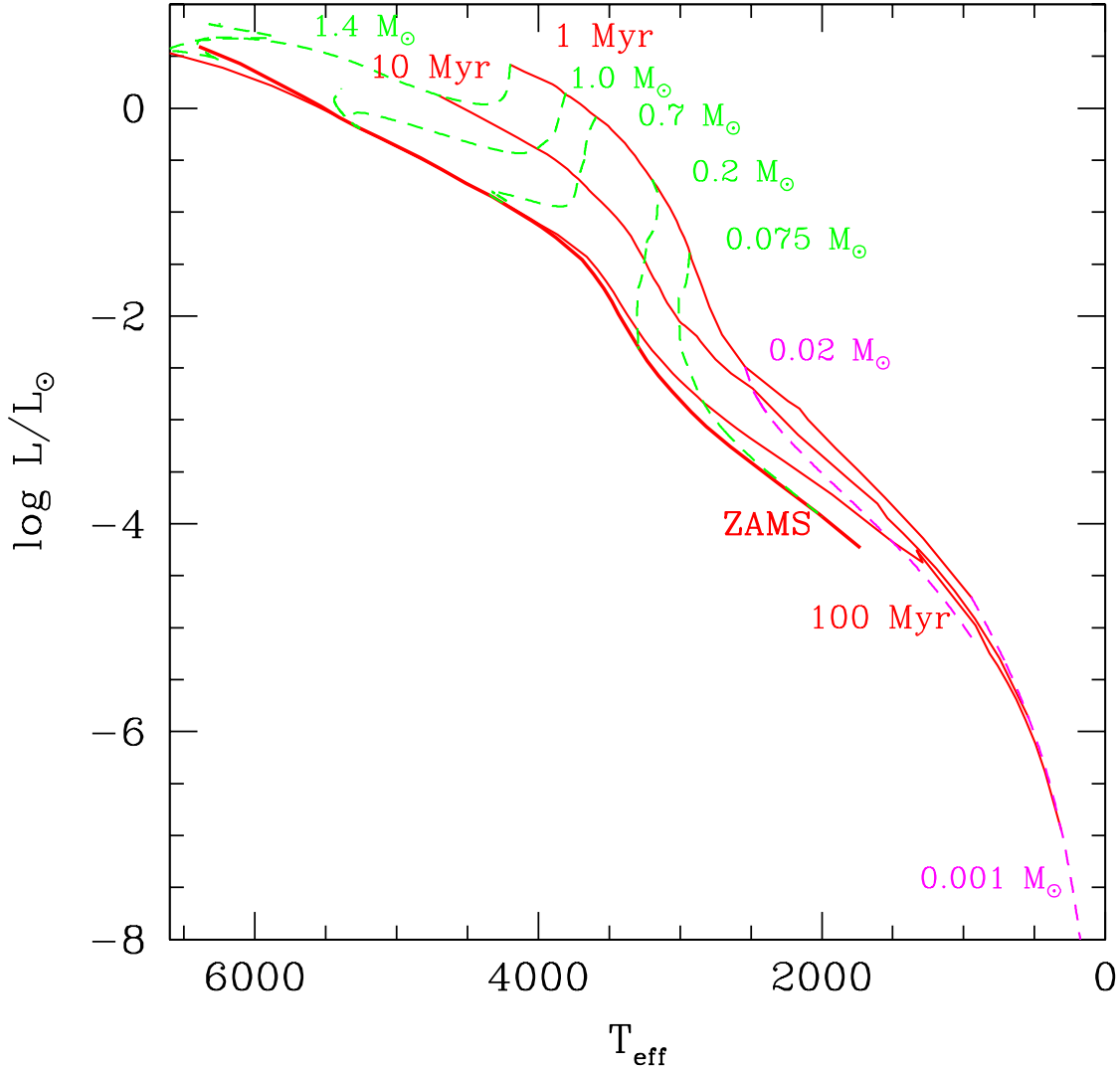


Fig. 1. Evolutionary tracks in the Hertzsprung-Russell diagram for masses from $1.4 M_{\odot}$ to $0.001 M_{\odot}$ (dashed lines) and ages spanning from 1 Myr to the ZAMS (for stars). Several isochrones for 1, 10 and 100 Myr are indicated by solid lines from right to left. The location of the ZAMS for stars down to $0.075 M_{\odot}$ is also indicated (left solid line).

collapse and accretion phases, such initial conditions are oversimplified, and low mass objects should rather form with relatively small radii (Hartmann et al. 1997, and references therein). Based on spherical accretion protostellar models, Stahler (1983, 1988) defined a birthline in the Hertzsprung-Russell diagram where young objects become visible. Evolutionary tracks should then start from this birthline, which fixes the age $t = 0$. Ages determined from models based on the above-mentioned oversimplified conditions should then be corrected accordingly, with substantial corrections for systems younger than a few Myr (see Palla and Stahler 1999). Furthermore, collapse and accretion are unlikely to proceed spherically. Spherical collapse does not consider angular momentum transport, an

important issue of the early phases, which affects the subsequent cooling and formation of the protostar. Hartmann et al. (1997) recently illustrate the sensitivity of the birthline locus assuming that accretion proceeds through a disk rather than spherically. This work stresses again the high uncertainty of assigning ages from HRD positions for the youngest objects.

This analysis demonstrates convincingly that assigning an age to objects younger than a few Myr is totally meaningless when the age is based on models using oversimplified initial conditions. As shown in the next section, for $t \lesssim 1$ Myr, the evolutionary tracks themselves are sensitive to the initial conditions, whereas after a few Myr, the models converge toward the same track. This is the main

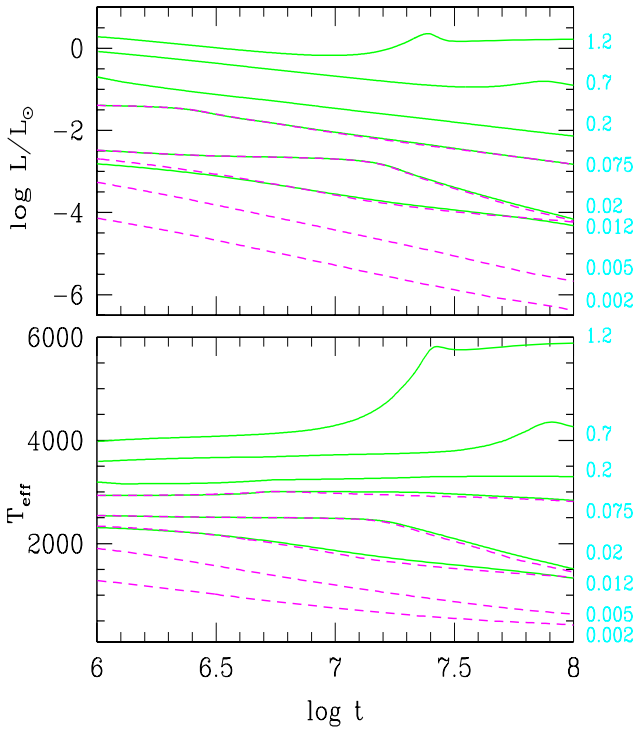


Fig. 2. Evolution of luminosity and effective temperature as a function of time (in yr) for masses from $1.2 M_{\odot}$ to $0.002 M_{\odot}$. Masses (in M_{\odot}) are indicated on the right hand side of the figure. The solid lines are the BCAH98 models. The dashed lines are dusty-models based on the CBAH00 input physics.

reason why we provide confidently evolutionary models for ages $t \geq 1$ Myr, considering that below such ages, models are too uncertain. To solve this substantial uncertainty requires the consistent evolution between the 3D collapse of the protostellar phase and the subsequent PMS evolution.

3.1.1. Effect of the initial radius and the mixing length parameter

In this section we examine the effect of the variation of the initial radius (or initial gravity) in the initial conditions. For this purpose we have extended our grid of atmosphere models to gravities $\log g < 3.5$. We have checked the validity of the plane-parallel approximation used in these models by comparison with similar atmosphere models which take into account the effects of spherical geometry. These effects are found to become important only for surface gravities $\log g \lesssim 2$ (Hauschildt et al. 1999b; Allard, Hauschildt & Schweitzer 2000), well below the range of gravities characteristic of the evolution of young low mass objects.

We first calculate a set of models, labeled (A), with initial radii fixed to obtain initial surface gravities $\log g \sim$

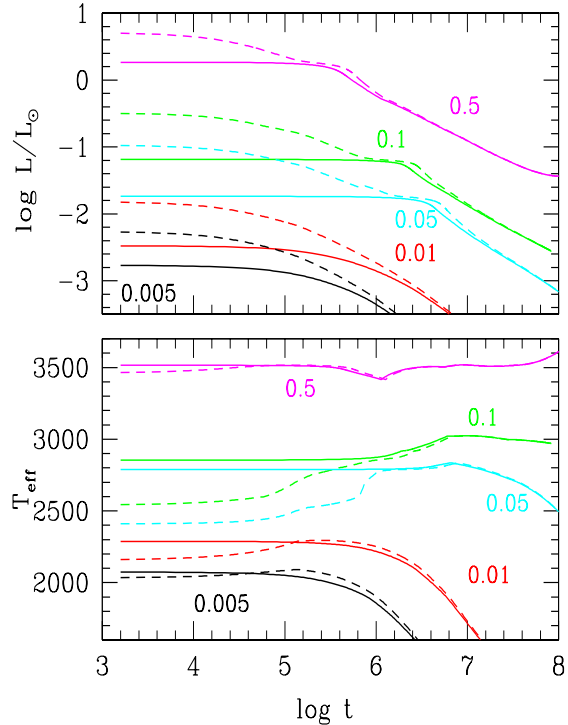


Fig. 3. Effect of the initial radius on the evolution of luminosity and effective temperature as a function of time (in yr) for several masses (indicated near the curves in M_{\odot}). The solid lines correspond to the first set of models (A) with initial gravity $\log g \sim 3-3.5$ and the dashed lines correspond to models (B) starting with initial gravity $\log g \sim 2.5$. The mixing length is $l_{\text{mix}} = H_P$

$3-3.5$ and initial thermal time-scales $t_{th} \sim$ a few Myr. For masses above the deuterium burning minimum mass (DBMM), $m \gtrsim 0.02 M_{\odot}$, such tracks start at deuterium ignition, with central temperature $\sim 5 \cdot 10^5 - 10^6$ K, defining a Zero-Age-Deuterium Burning Sequence. Such initial conditions are similar to that used in BCAH98 and CBAH00. A second set of models, labeled (B), starts with larger radii such that the initial surface gravity $\log g \sim 2.5$. These initial models are more luminous than the previous ones, with central temperatures below $5 \cdot 10^5$ K and initial thermal time-scales $t_{th} \sim 10^5$ yr.

We also analyse the sensitivity of the models to the mixing length l_{mix} , characteristic of the mixing length formalism (MLT) used to describe convection. We used two different values of the mixing length parameter $\alpha_{\text{mix}}^1 = 1$ and 2 (see §3.2 for justifications).

The time evolution of L and T_{eff} for models (A) (solid lines) and (B) (dashed lines) is displayed in Figure 3 for several masses and for $\alpha_{\text{mix}} = 1$. Figure 3 shows the importance of the initial radius on T_{eff} , and thus on L , during the first Myr of evolution. After a few Myr, however, the

¹ $\alpha_{\text{mix}} = l_{\text{mix}}/H_P$, with H_P the pressure scale-height

tracks based on different initial radii merge, for a given mass. For masses ranging from ~ 0.01 to $0.5 M_{\odot}$, the two sets of models start at very different T_{eff} . Models starting with the lowest gravity are cooler by up to several hundreds K compared to initially denser, less luminous models with the same mass. Note also that for models (B), T_{eff} increases during the early evolution, under contraction, in contrast to the first set of models with initial $\log g \gtrsim 3.0$. This is the consequence of the different surface gravities, which strongly affect the atmosphere profiles for $T_{\text{eff}} = 2200\text{-}3500\text{K}$, as illustrated in Figure 4. As shown in this figure, for this range of effective temperatures, the atmosphere profiles also show an extreme sensitivity to the mixing length l_{mix} at low gravity ($\log g < 3.5$) but become rather insensitive to a variation of this parameter for $\log g \geq 3.5$ (see Fig. 4b).

Such a sensitivity of the atmospheric profiles to gravity and mixing length in this range of T_{eff} stems from the less efficient formation of molecular H_2 as gravity decreases. Figure 5 displays the fraction of H_2 along the atmosphere profiles shown in Fig. 4 (below the photosphere). For $T_{\text{eff}} = 2500\text{K}$ and $\log g = 2.5$, the fraction n_{H_2} of H_2 decreases rapidly along the inner profile. For $\alpha_{\text{mix}} = 1$, it becomes negligible at optical depth $\tau = 100$, where the boundary condition for the inner structure is defined (see Chabrier & Baraffe 1997, their §2.5). For $\log g \geq 3.0$ (see Fig. 5), n_{H_2} exceeds 20%, even in the deepest atmospheric layers.

As described in Chabrier & Baraffe (2000, §2.2.2), hydrogen atom recombination yields a rapid increase of the H_2 Collision Induced Absorption opacity ($\kappa_{\text{CIA}} \propto n_{\text{H}_2}^2$) and a decrease of the adiabatic gradient. Both effects favor convection, yielding a flatter atmosphere profile, *i.e.* a decrease of T at fixed P . This in turn favors the formation of H_2 and increases n_{H_2} at fixed P , increasing again the opacity and the efficiency of convection. This illustrates the non-linear response of the atmospheric structure to the formation of H_2 , as soon as its fraction becomes significant. It explains the huge effect of gravity when this latter increases from $\log g = 2.5$ to 3.0 on the atmospheric profile, as illustrated in Figure 4a. The decrease of ∇_{ad} in regions of H_2 formation favors adiabatic convection, limiting the extension of super-adiabatic layers and thus the sensitivity of the thermal profile to the mixing length parameter. This explains the strong dependence of the atmosphere profile on α_{mix} for $\log g = 2.5$ (see Fig. 4b). At higher gravities convection described by the MLT is essentially adiabatic and almost insensitive to the choice of α_{mix} (see §3.2).

A similar behavior is found in the range of effective temperatures $2200\text{K} \lesssim T_{\text{eff}} \lesssim 4000\text{K}$. Above $\sim 4000\text{K}$, the structure is too hot for H_2 to form in significant fraction whereas below $T_{\text{eff}} \sim 2200\text{K}$, the outer layers are dense and cool enough for H_2 to form efficiently, even at $\log g = 2.5$.

The drastic modification of the atmospheric profile, for $\alpha_{\text{mix}} = 1$, as gravity increases from $\log g = 2.5$ to $\log g \geq 3.0$ explains the different T_{eff} 's for models starting from different initial radii (Fig. 3). For models (B), starting with

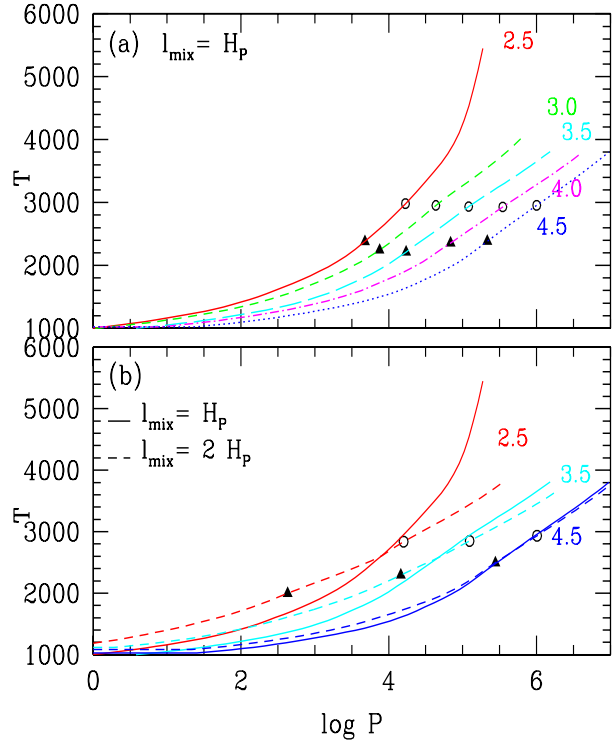


Fig. 4. (a) Gravity effect on P - T atmosphere profiles with $T_{\text{eff}} = 2500\text{K}$ and $l_{\text{mix}} = H_p$. Pressure is in dyne.cm^{-2} and temperature in K. The surface gravity varies from $\log g = 2.5$ to 4.5, as indicated on the figure. The open circles on each curve correspond to an optical depth $\tau = 1$. The filled triangles indicate the onset of convection. The inner atmosphere profiles stop at $\tau = 100$, where the outer boundary condition for the inner structure is defined. (b) Effect of a variation of l_{mix} for atmosphere profiles with $T_{\text{eff}} = 2500\text{K}$ and gravity $\log g = 2.5, 3.5$ and 4.5. Symbols on the dashed curve are the same as in (a).

$\log g = 2.5$, gravity increases as contraction proceeds and favors H_2 molecular formation, yielding significantly flatter atmospheric profiles, as mentioned above. This yields a significant increase of T_{eff} at fixed mass m as contraction proceeds (Chabrier & Baraffe, 2000, §3.2). For $\alpha_{\text{mix}} = 2$, the sensitivity of atmosphere profiles to g is less pronounced, but still yields up to 200 K differences between models (A) and (B) at a given age.

The effect on evolutionary tracks in a HRD is displayed in Figure 6. Note that evolution along the Hayashi line does not necessarily proceed at constant T_{eff} , because of the effects described above. The common picture of vertical (constant T_{eff}) Hayashi tracks is therefore an oversimplified picture of PMS evolution. As demonstrated in the pioneering papers of Hayashi (1961) and Hayashi & Nakano (1963), fully convective and adiabatic objects which have H_2 dissociation zones contract almost verti-

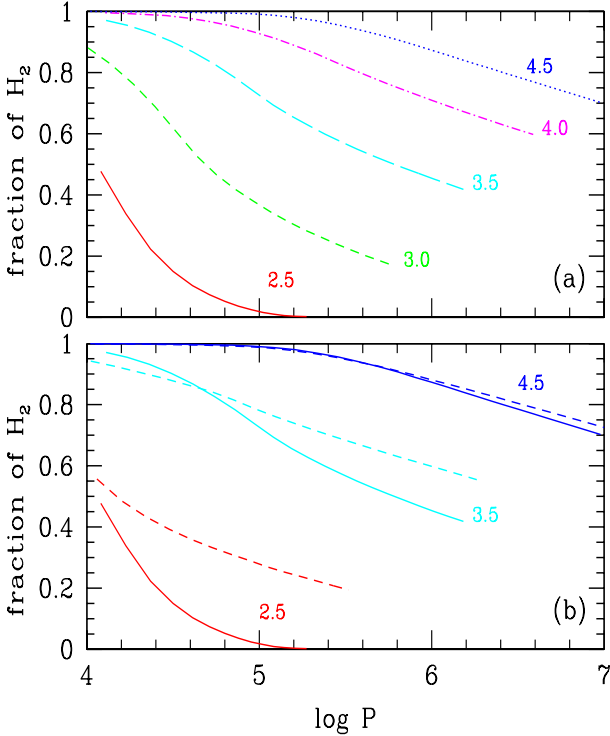


Fig. 5. (a) Number fraction of molecular H_2 as a function of P (in dyne.cm^{-2}) along the profiles displayed in Fig. 4 with $T_{\text{eff}} = 2500$ K, $l_{\text{mix}} = H_P$ and different gravities $\log g$ (indicated near the curves). (b) Same as in (a) for $l_{\text{mix}} = H_P$ (solid lines) and $l_{\text{mix}} = 2H_P$ (dashed lines).

cally in the HRD. The very low value of ∇_{ad} (< 0.1) in such zones is responsible for such evolution at constant T_{eff} . Taking into account super-adiabaticity in convective layers displace the Hayashi line toward lower effective temperature. This is equivalent to a decrease of α_{mix} in our calculations. Hayashi & Nakano (1963) have also shown that omitting the presence of H_2 molecules yields an evolution proceeding at decreasing T_{eff} (from the left to the right in a HRD), rather than at constant T_{eff} . Although based on a simplified treatment of the atmospheric properties, opacities and equation of state, these basic works already illustrated the extreme sensitivity of the shape of PMS tracks for low mass objects to super-adiabaticity and to the degree of H_2 formation/dissociation.

Models (A) and (B) follow *the same track* for a given mass and α_{mix} , but do not reach *the same position at the same age*. Significant differences appear at ages $\lesssim 1$ Myr but vanish after a few Myr. We thus consider 1 Myr as the characteristic time required to forget our arbitrary initial conditions and below which models are too sensitive to input physics and thus too uncertain.

3.1.2. Effect of the initial deuterium abundance

Deuterium burning plays a key role during the protostellar collapse phase (Stahler 1988) and the following ~ 10 Myr of evolution. In a previous paper, we focused on the initial deuterium burning phase (Chabrier et al. 2000b), adopting an initial mass fraction $[^2D_0] = 2 \cdot 10^{-5}$, characteristic of the local interstellar medium (hereafter LISM, Linsky 1998). In the present section we examine the effect of a variation of $[^2D_0]$ by a factor of 2 on the early stages of evolution. Such a variation is motivated by a recent deuterium abundance determination towards quasars, which suggests a primordial abundance only slightly larger (by less than a factor of 2) than the LISM value (O’Meara et al. 2001).

The main effect of a variation of the initial $[^2D_0]$ is the modification of the age at a given L and T_{eff} , with the most important effect for masses $m \lesssim 0.07 M_{\odot}$ (Figure 7). For a standard $[^2D_0]$, a $0.07 M_{\odot}$ depletes by a factor of 100 its initial deuterium content within ~ 3 Myr and a $0.02 M_{\odot}$ needs ~ 17 Myr (see Chabrier et al. 2000b). If $[^2D_0]$ is increased by a factor of 2, the $0.07 M_{\odot}$ brown dwarf then needs ~ 5 Myr and the $0.02 M_{\odot}$ requires ~ 26 Myr for the same depletion factor. A $0.015 M_{\odot}$ brown dwarf requires 50 Myr in the standard case and 70 Myr if $[^2D_0]$ is twice as large to reach the 99% depletion limit. Conversely, if $[^2D_0]$ is smaller by a factor of 2, the 99% depletion limit is reached in 1.7, 12 and 40 Myr for respectively 0.07, 0.02 and $0.015 M_{\odot}$. If the initial $[^2D_0]$ is as small as 2×10^{-6} , e.g a factor of 10 smaller than the standard LISM value, all objects with masses $m \gtrsim 0.04 M_{\odot}$ depletes their initial deuterium within 2 Myr.

The effect of a variation of $[^2D_0]$ on isochrones in CMDs, however, remains small, compared to other sources of uncertainties at young ages (extinction, T_{eff} calibration, initial models) and can be ignored for this present. If the improvement of observable techniques in the future, however, allows the detection of deuterium in the atmosphere of young objects (Chabrier et al. 2000b), this effect needs to be taken into account for a correct age estimate of very young clusters.

3.2. Convection

One of the major uncertainties affecting the evolution of stars with masses $m \gtrsim 0.6 M_{\odot}$ is due to the treatment of convection. These stars show relatively extended super-adiabatic outer layers during PMS and MS evolution, of which description is extremely sensitive to the adopted treatment of convection, i.e., within the MLT formalism, to the adopted mixing length (at any gravity). The effect of a variation of l_{mix} on evolutionary tracks for solar-type stars is well known and is illustrated e.g in Figure 2b of Baraffe et al. (2001). Ludwig, Freytag & Steffen (1999) calibrated the mixing length parameter α_{mix} for these stars with 2D hydrodynamical models performed in the parameter space $4300 \text{ K} \leq T_{\text{eff}} \leq 7100 \text{ K}$ and gravities $2.54 \leq \log g \leq 4.74$. They found a moderate variation of the

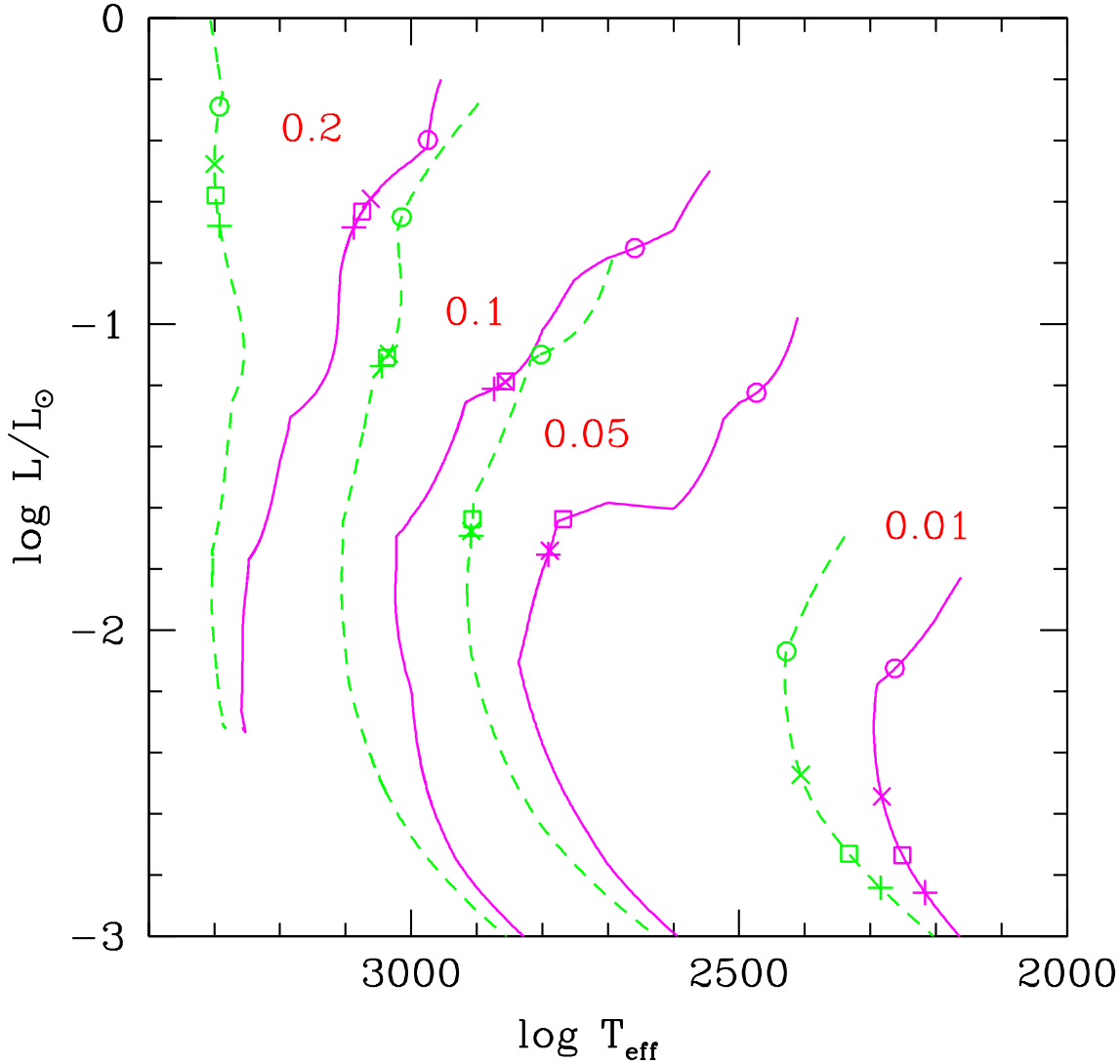


Fig. 6. Evolutionary tracks in the Hertzsprung-Russell diagram for masses from $0.2 M_{\odot}$ to $0.01 M_{\odot}$, as indicated. The solid curves correspond to $\alpha_{\text{mix}} = 1$ and the dashed curves to $\alpha_{\text{mix}} = 2$. Ages of 0.1 and 1 Myr are indicated by respectively crosses and plus for models (A) with initial gravity $\log g = 3.0-3.5$ and by open circles and squares for models (B) with initial $\log g = 2.5$. Note that for models (A) the initial position (age=0) is essentially the same as the position at 0.1 Myr (cross) and can differ significantly from position of models (B) at $t = 0$.

mixing length parameter around typically $\alpha = 1.5$. Note that for the present models and input physics², $l_{\text{mix}} = 1.9 H_{\text{P}}$ is the value required to fit the Sun at its present age. An increase of α_{mix} from 1 to 2 yields an increase of T_{eff} up to 500K for the highest masses during their PMS evolution.

For masses $m \lesssim 0.6 M_{\odot}$, the extension of the super-adiabatic layers retracts appreciably and the transition from convective to radiative outer layers is characterized

² As stressed in BCAH98, the value of l_{mix} required to fit the Sun depends on the input physics (equation of state, opacities, outer boundary condition)

by an abrupt transition from a fully adiabatic to a radiative structure with a very small entropy jump. This means that during most of the evolution, except at early ages, as discussed in §3.1.1 and below, the sensitivity of the evolutionary models to l_{mix} is small. Multi-dimensional hydrodynamical simulations for conditions characteristic of M-dwarf atmospheres, $T_{\text{eff}} \leq 3000$ K, $\log g = 5$, have been recently conducted by Ludwig, Allard & Hauschildt (2001). These simulations confirm the afore-mentioned small entropy jump found in the 1-D models described by the MLT, illustrating the large efficiency of atmospheric convection for these objects, a direct consequence of the for-

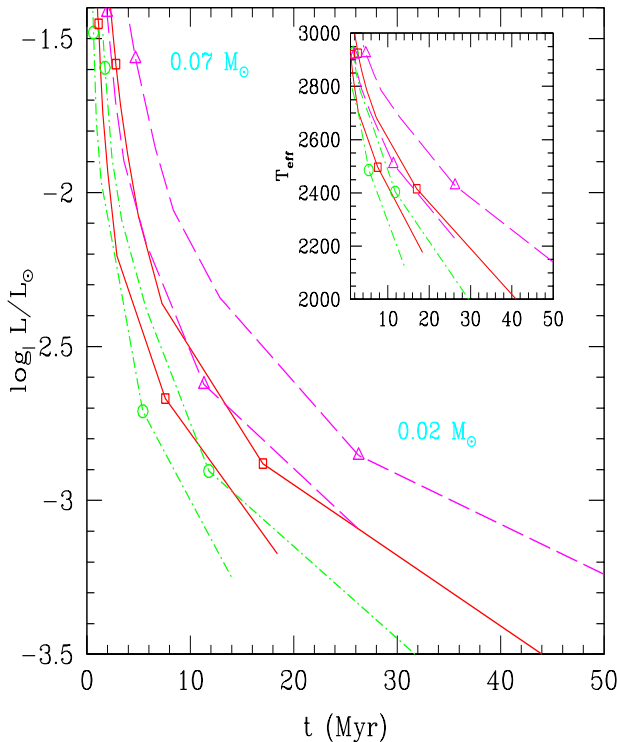


Fig. 7. Deuterium depletion curves as a function of age in L and T_{eff} for different initial D abundances: $[^2D_0] = 10^{-5}$ (dash-dotted curves), $[^2D_0] = 2 \times 10^{-5}$ (solid curves) and $[^2D_0] = 4 \times 10^{-5}$ (dashed curve). For each initial value of $[^2D_0]$, two curves are shown corresponding to the 50% (left curve) and 99% (right curve) depletion limits. The symbols on the curves indicate the location of respectively $0.07 M_{\odot}$ and $0.02 M_{\odot}$ brown dwarfs.

mation of molecules, as mentioned earlier. Under these circumstances, the 3D simulations show that the MLT does indeed provide a correct thermal profile, providing a value of $\alpha_{\text{mix}} > 1$, at least for high gravities and relatively old objects ($t \gg 10$ Myr).

In §3.1.1, however, we have shown that even below $0.6 M_{\odot}$, very young models with gravities $\log g \lesssim 4$ can be affected by a variation of l_{mix} . To minimize such uncertainties, a correct calibration of l_{mix} requires the extension of the Ludwig et al. (2001) calculations to lower gravities. This work is under progress and represents the most promising method for an accurate description of convection in optically-thin media, through an accurate calibration of l_{mix} . In contrast, given all the already mentioned uncertainties inherent to either observation or models for very young objects, a calibration of l_{mix} based on a comparison of PMS tracks with observations is at best highly speculative.

4. Comparison with other work

A detailed comparison between various evolutionary tracks available in the literature has already been done by Siess, Dufour & Forestini (2000). In the present section, we compare the evolutionary tracks most widely used by the community to describe the observational properties of objects in young clusters (Burrows et al. 1997, B97; D’Antona & Mazzitelli 1994, 1997, DM94, DM97; Palla & Stahler 1999, PS99). The comparison between these different models in a theoretical HR diagram is illustrated in Figure 8 for a few low-mass star and BD masses.

Let us first summarize the main differences between these models. One crucial difference is due to the outer boundary condition: DM94, DM97 and PS99 use approximate boundary conditions based on $T(\tau)$ relationships assuming gray approximation and radiative equilibrium. Outer boundary conditions based on such approximations are wrong as soon as molecules form near the photosphere and convection reaches optically thin layers, *i.e.* below $T_{\text{eff}} \sim 4000\text{K}$ (see Chabrier and Baraffe 1997, 2000; and references therein) They usually yield hotter effective temperatures for a given mass. Above $\sim 4000\text{K}$, the choice of the outer boundary condition is less consequential, as shown by the good agreement between the $0.8 M_{\odot}$ tracks of BCAH98 and of PS99 (see Figure 8), all the other physical inputs being similar for such mass. Note that, although the PS99 models start from a more realistic birthline, this does not affect the results after 1 Myr, as expected from the tests on initial conditions performed in §3.1.1.

The B97 models for low mass stars and hot brown dwarfs ($T_{\text{eff}} \gtrsim 2000\text{K}$) are based on gray atmosphere models obtained by solving the radiative transfer equation, as described in Burrows et al. (1993). Such an approximation, although it represents an improvement over the previous $T(\tau)$ relationships, still overestimates T_{eff} at a given mass compared to models based on full non-gray atmosphere models. This is certainly the reason why for VLMS on the Main Sequence (for $m > 0.08 M_{\odot}$), the B97 models are about 100-200K hotter than the BCAH98 ones. We note, however, that the very early evolution of the B97 models proceeds at much hotter T_{eff} than any other model. Although also true for masses below $0.2 M_{\odot}$, this does not appear in Fig. 8 since the tracks start at 1 Myr and the $0.06 M_{\odot}$ of B97 displayed in Fig. 8 is indeed much hotter but for $t < 1$ Myr. The reasons for such differences along the Hayashi line is not clear. We only notice that similar shape of the Hayashi line (*i.e.* a strong decrease of T_{eff}) is obtained if one assumes a fully adiabatic initial structure and adiabatic convection (*i.e.* $\alpha_{\text{mix}} \rightarrow \infty$). Based on test cases, we find that such initial models are much hotter for a given L . If T_{eff} is high enough for H_2 formation to be negligible, such models start to evolve toward cooler T_{eff} . Once the fraction of H_2 becomes significant and the adiabatic gradient small enough near the photosphere, evolution proceeds almost vertically in the HRD, as also expected from the analysis of Hayashi & Nakano (1963) (see §3.1.1). Such an evolution resembles the shape

of the B97 tracks. It may however be a pure coincidence, since B97 do not describe their initial conditions.

Convection in all afore-mentioned models is treated within the framework of the mixing length theory, with $1 < \alpha_{\text{mix}} < 2$, except DM97, who use the Canuto-Mazzitelli formalism. As demonstrated in §3, the treatment of convection affects significantly evolutionary tracks and a variation of α_{mix} modifies the shape of the Hayashi lines (as long as super-adiabatic layers are present). Figure 8 displays quite similar shapes for a given mass between BCAH98, PS99 and DM94, although not at the same T_{eff} because of different outer boundary conditions. The DM97 Hayashi lines behave differently with respect to models of other groups, as already noticed by Siess et al. (2000). This is certainly due to their different treatment of convection. Unexpectedly, the DM97 models predict a MS for VLMS close to the BCAH98 MS, which, as mentioned by DM97, is purely coincidental and stems from unexpected canceling effects between different treatments of convection and outer boundary conditions. This is illustrated for the $0.2 M_{\odot}$ in Figure 8. Since the grey-like outer boundary condition used in DM97 is expected to yield hotter effective temperatures than the BCAH98 models, the close agreement on the MS suggests that the Canuto-Mazzitelli convection treatment yields larger super-adiabatic layers in the atmosphere. This is indeed required to decrease T_{eff} for a given mass. Such a behaviour, however, is not found by the recent simulations by Ludwig et al. (2001) (see §3.2). Indeed, the Canuto-Mazzitelli treatment of convection yields results at odds with 3D hydro simulations for the outer thermal profile of the Sun (see e.g. Nordlund & Stein 1999), and does not provide an accurate treatment of convection in optically-thin media, at least for solar-type stars and low-mass stars (see e.g. §2.1.3 of Chabrier & Baraffe, 2000 for a discussion of this topic).

5. Observational tests

In the previous sections, we emphasize the large uncertainty of evolutionary models at early ages and low gravities. Testing different initial conditions, we find out that after a few Myr these uncertainties become inconsequential and all our models converge toward the same position in a HRD at a given age, for a given mass. Such a result does not necessarily imply that the models are reliable at ages of a few Myr, since we have only tested simple cases. More sophisticated initial conditions are beyond the scope of the present paper and were already explored by Hartman et al. (1997), illustrating the sensitivity of tracks and birthline positions to the (poorly known) details of the protostellar accretion process (geometry, rate, temperature of added matter).

A better knowledge of initial conditions may come from the determination of the minimum age below which present models start to depart significantly from observations. Estimation of this age can constrain the characteristic time-scales and accretion rates of the protostellar collapse phase. Unfortunately, direct comparisons of

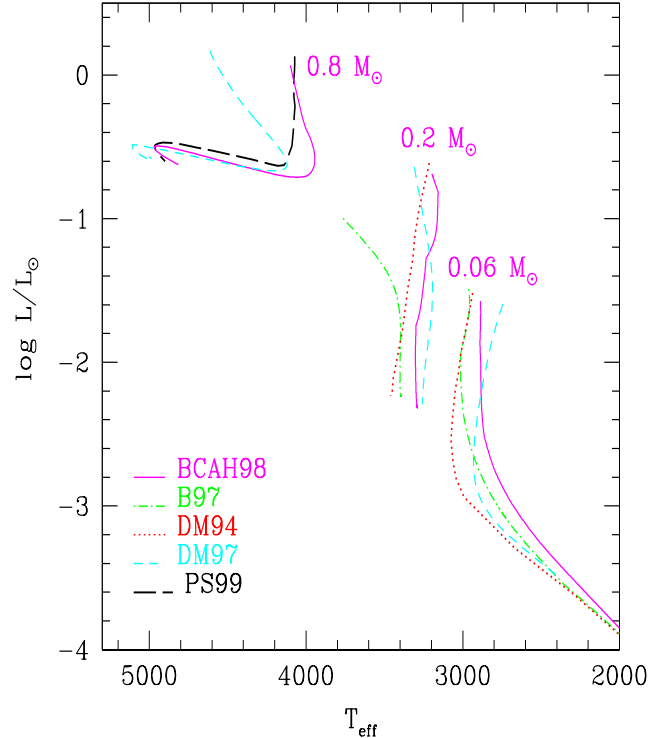


Fig. 8. Comparison of evolutionary tracks from different authors, as indicated on the figure. All models start at $t = 1$ Myr, and evolve up to the MS for the 0.8 and $0.2 M_{\odot}$ stars.

observations with models directly in colour - magnitude diagrams are extremely uncertain due to the large extinction in star formation regions, which affects the observed energy distribution and thus the spectra and the colors. Only very few exceptions, such as σ Orionis, exhibit low extinction. Recently, Béjar et al. (1999) and Zapatero et al. (1999, 2000) obtained optical and near-IR photometry for low mass objects in this cluster. In a $(I - J)$ vs M_I CMD, the data lie between the 1 and 10 Myr isochrones, respectively, for masses down to $\sim 0.01 M_{\odot}$, using the BCAH98 and CBAH00 models (Zapatero et al. 2000; Béjar et al. 2001). If statistics is improved and if the membership of the objects to the cluster is confirmed, such observations provide an unique opportunity to test directly the validity of young theoretical isochrones. They also offer the best chance to determine the Initial Mass Function (IMF) down to the substellar regime and the minimum mass formed by a collapse process (see Béjar et al. 2001).

Young multiple systems provide also excellent tests for PMS models at young ages, because of the assumed co-evality of their different components. In addition, another strong constraint is supplied by the estimate of dynamical masses deduced either from binary systems (Covino et al. 2000; Steffen et al. 2001) or determined from the orbital motion of circumstellar/circumbinary disks (Simon, Dutrey & Guilloteau 2000). An example is provided by the

quadruple system GG TAU (White et al. 1999), with components covering the whole mass-range of VLMS and BDs from $1 M_{\odot}$ to $\sim 0.02 M_{\odot}$. Orbital velocity measurements of the circumbinary disk surrounding the two most massive components imply a constraint on their combined stellar mass (Dutrey, Guilloteau & Simon 1994; Guilloteau, Dutrey & Simon 1999). This mass constraint and the hypothesis of coevality provides a stringent test for PMS models. The BCAH98 models are the most consistent with GG Tau (for details see White et al 1999; Luhman 1999) and provide the closest agreement with derived masses of other young systems (see Fig.9).

Most of the observed systems displayed in Figure 9 are better reproduced by tracks using a large value of α_{mix} ($=1.9$). However, for some systems, such as 1 (Covino et al. 2000), 2 (Steffen et al. 2001) and 4 (BP Tau from Simon et al. 2000), a better agreement is obtained with $\alpha_{\text{mix}} = 1$. Although a variation of α_{mix} with effective temperature and gravity is possible, as suggested by the simulations of Ludwig et al. (1999), none of these three systems occupies a peculiar position in (T_{eff}, g) to suggest a different value of α_{mix} . This puzzle may reflect the uncertainties of PMS models based on arbitrary initial conditions. It may also be due to the large uncertainties of observationally-derived spectral type classifications, luminosity estimates and T_{eff} calibrations for such very young objects. Since they display spectral features between that of giants and dwarfs (see Luhman 1999), a better representation of their spectral properties may require new indices more appropriate to these intermediate surface gravities, in the same vein as the pseudo-continuum ratios used by Martín et al. (1996) for Pleiades objects. The transformation of the inferred spectral type into T_{eff} is even more difficult, because of the lack of reliable T_{eff} - scales for such young T-Tauri like objects. Significant efforts were devoted within the past recent years to the elaboration of improved T_{eff} - scales for M-dwarfs (Leggett et al. 1996) and M-giants (Perrin et al. 1998; van Belle et al. 1999). However, work remains to be done for T-Tauri like objects. Luhman (1999) defined a T_{eff} - scale intermediate between giants and dwarfs and based on the isochrone of BCAH98 which goes through the four components of GG Tau. Interestingly enough, applying this T_{eff} - scale to young clusters such as IC348 (Luhman 1999) and star forming regions like Chamaeleon I (Comerón, Neuhäuser & Kaas 2000), the cluster members show a small scatter in age and no obvious correlation between age and mass. As mentioned by Comerón et al. (2000), this suggests in Chamaeleon I an almost coeval population which formed within less than 1 Myr. This short timescale supports the suggestion that star formation is controlled primarily by large-scale turbulent flows rather than by magnetic processes such as ambipolar diffusion (Hartmann 2000).

Given the assumption of coevality and the uncertainties of our initial conditions, the T_{eff} - scale for young objects suggested by Luhman (1999) needs to be confirmed in order to confirm these exciting results about star formation process. Although still very preliminary, the compari-

son of observed and synthetic spectra, as recently done by Lucas et al. (2001) for Orion objects, provides a promising way to define such a T_{eff} - scale.

6. Conclusion

The very good agreement of models based on improved physics with observations for relatively old ($t \gtrsim 100$ Myr) low-mass objects yields confidence in the underlying theory. Such evolutionary models can now be confronted to the complex realm of very young objects, providing important information on star formation processes and initial conditions for PMS models. Although based on extremely simple initial conditions (no accretion phase, no account of protostellar collapse phase and time scale, spherical symmetry), these models provide the most accurate comparison with present observations of very young objects (dynamical masses, tests of coevality in multiple systems, CMDs). Given the combining effects of large observational and theoretical uncertainties at very young ages, however, one must remain cautious. It is probably too premature to conclude on the validity of the present models at early phases of evolution. We have examined in the present paper the uncertainties on evolutionary models of very-young low-mass objects arising from initial conditions, in particular the initial radius of the object, the efficiency of convection in the outermost layers and the initial abundance of deuterium. We have shown that at least the two first afore-mentioned uncertainties can affect drastically the fundamental properties, luminosity and effective temperature of objects younger than about 1 Myr. Therefore, any attempt to infer an age or a mass from observable quantities for these objects, in particular the initial mass function of very young clusters, must be considered with highly limited - if any - validity !

Realistic initial conditions can only be provided by multi-dimensional protostar collapse simulations, not by spherically-symmetric models for PMS initial conditions involving many free, ill- or unconstrained parameters. Because of numerical subtleties and complex physical processes (accretion fronts, turbulent time-dependent convection, hydrodynamical radiative transfer, magnetic field etc...), the construction of star formation models is a harsh task, which very likely will necessitate several years of efforts. Besides these theoretical difficulties, observations of very young objects can provide only limited guidance to such simulations, since most phases involved during the collapse are embedded in dusty cocoons. Only the final product can be observationally tested, when the protostar becomes visible. This stage marks essentially the beginning of PMS evolutionary tracks. PMS tracks tested against observations thus provide a precious link to gather insight about star formation models from subsequent evolution.

To progress in the field and in parallel with the development of star formation models, efforts can be directed toward: (1) a reduction of the main theoretical uncertainties affecting PMS models at low gravities, which involves

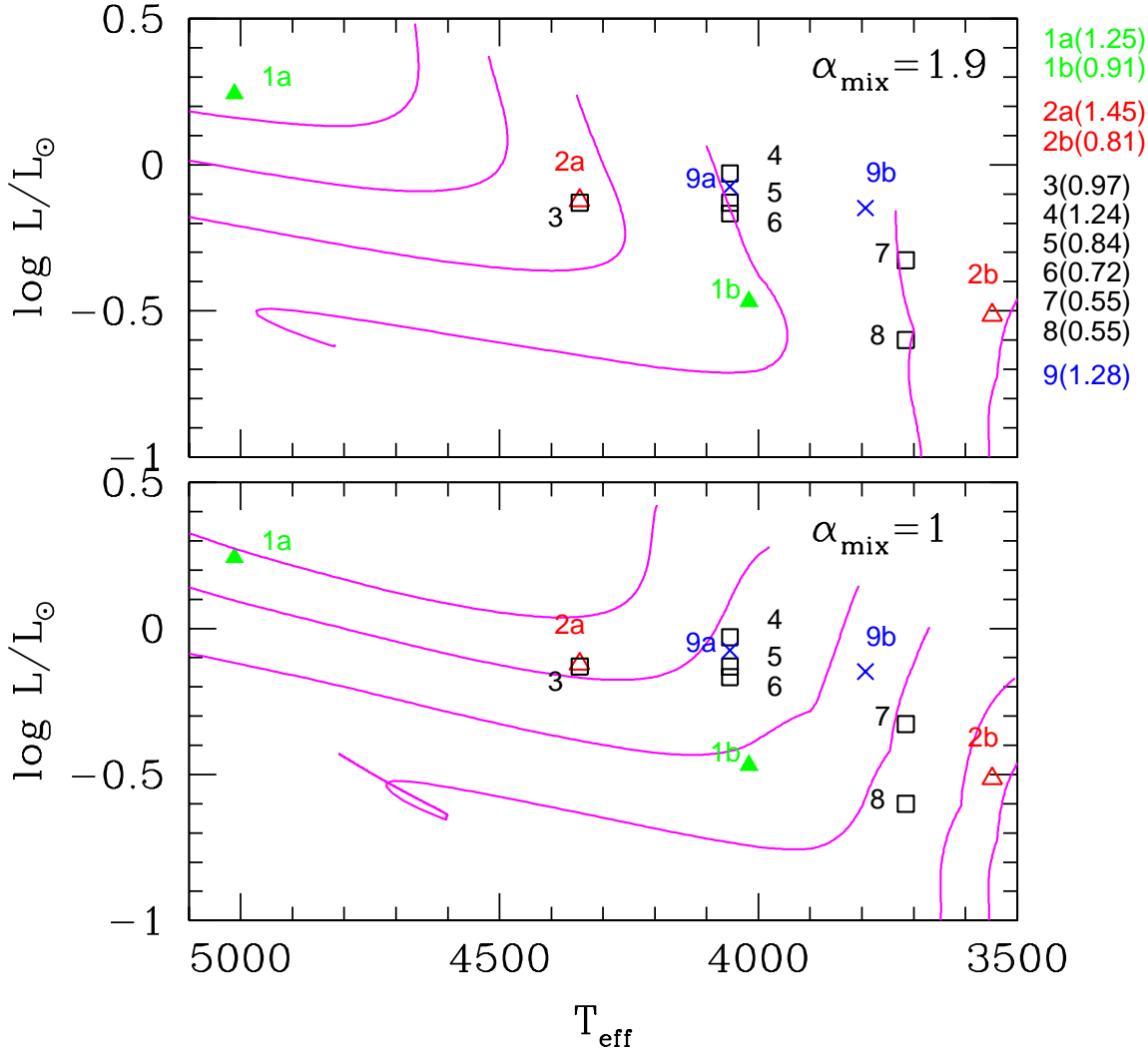


Fig. 9. Comparison of evolutionary tracks with observed PMS objects with derived masses. The BCAH98 tracks are displayed for 1.4, 1.2, 1, 0.8, 0.6 and $0.5 M_{\odot}$ (from left to right) for two values of α_{mix} . Observations are from Covino et al. (2000, filled triangles), Simon et al. (2000, crosses and open squares) and Steffen et al. (2001, open triangles). Open squares are single objects whereas all the other symbols indicate binaries. For each systems, masses are indicated (in M_{\odot}) on the right hand side of the figure. For GG tau A (9a+9b, crosses) the total mass is indicated.

in particular a better determination of l_{mix} through multi-D hydrodynamical simulations and (2) the elaboration of a reliable T_{eff} -scale for young objects.

Note: Tracks and isochrones for $t \geq 1$ Myr of the BCAH98 models (from $0.02 M_{\odot}$ to $1.4 M_{\odot}$) and of the CBAH00 models including dusty atmospheres (from $0.001 M_{\odot}$ to $0.1 M_{\odot}$) are available by anonymous ftp:

```
ftp ftp.ens-lyon.fr
username: anonymous
ftp > cd /pub/users/CRAL/ibaraffe
ftp > get README
ftp > get BCAH98_models.*
```

```
ftp > get BCAH98_iso.*
ftp > get DUSTY00_models
ftp > quit
```

Acknowledgements. We are indebted to Lee Hartmann for valuable discussions. I.B thanks the Max-Planck Institut for Astrophysik in Garching for hospitality during elaboration of part of this work. The calculations were performed using facilities at Centre d'Etudes Nucléaires de Grenoble.

References

- Allard, F., Hauschildt, P. H., Alexander, D. R., & Starrfield, S. 1997, *ARA&A*, 35, 137
- Allard F., Hauschildt P.H., Schweitzer, A., 2000, *ApJ*, 539, 366
- Allard, F., Hauschildt, P.H., Alexander, D.R., Tamanai, A., Schweitzer, A.. 2001, *ApJ*, 556, 357
- Baraffe I., Chabrier G., Allard F., Hauschildt P.H., 1995, *ApJL*, 446, 35
- Baraffe I., Chabrier G., Allard F., Hauschildt P.H., 1997, *A&A* 327, 1054
- Baraffe I., Chabrier G., Allard F., Hauschildt P.H. 1998, *A&A*, 337, 403 (BCAH98)
- Baraffe I., Chabrier G., Allard F., Hauschildt P.H. 2001, *From darkness to light: origin and evolution of young stellar clusters*, ASP Conf Series, Vol. 243, Cargese 2000, astro-ph/0007157
- Béjar, V.J.S., Zapatero Osorio M.R., Rebolo R. 1999, *ApJ*, 521, 671
- Béjar, V.J.S., Martín, E.L., Zapatero Osorio, M.R., Rebolo, R., Barrado y Navascués, D., Bailer-Jones, C.A.L., Mundt, R., Baraffe, I., Chabrier, G., Allard, F. 2001, *ApJ*, 556, 830
- Burrows A., Liebert, J. 1993, *Rev. Mod. Phys.*, 65, 301
- Burrows A., Hubbard, W.B., Saumon, D., and Lunine, J. I., 1993, *ApJ*, 406, 158
- Burrows A., Marley M., Hubbard W.B., Lunine, J.I., Guillot, T., Saumon, D., Freedman, R., Sudarsky, D., Sharp, C. 1997, *ApJ*, 491, 856 (B97)
- Chabrier, G., Baraffe, I. 1997, *A&A*, 327, 1039
- Chabrier, G., Baraffe, I. 2000, *ARA&A*, 38, 337
- Chabrier, G., Baraffe, I., Allard, F., Hauschildt, P.H. 2000a, *ApJ*, 542, 464 (CBAH00)
- Chabrier, G., Baraffe, I., Allard, F., Hauschildt, P.H. 2000b, *ApJL*, 542, 119
- Comerón, F., Neuhäuser, R., & Kaas, A.A. 2000, *A&A*, 359, 269
- Covino, E., Catalano, S., Frasca, A., Marilli, E., Fernandez, M., Alcalá, J.M., Melo, C., Paladino, R., Sterzik, M.F., Stelzer, B. 2000, *A&A*, 361, L49
- D'Antona, F. and Mazzitelli, I. 1994, *ApJS*, 90, 467 (DM94)
- D'Antona, F. and Mazzitelli, I. 1997, in "Cool stars in Clusters and Associations", eds R. Pallavicini and G. Micela, *Mem. S. A. It.*, 68, 807 (DM97)
- Dutrey, A., Guilloteau, S., & Simon, M. 1994, *A&A*, 286, 149
- Guilloteau, S., Dutrey, A., & Simon, M. 1999, *A&A*, 348, 570
- Hartmann, L. 2000, in *Proceedings of 33rd ESLAB Symposium, "Star formation from the small to the large scale"*, F. Favata, A.A. Kaas, and A. Wilson eds., ESA SP-445
- Hartmann, L., Cassen, P., Kenyon, S.J. 1997, *ApJ*, 475, 770
- Hauschildt P.H., Allard F., Baron E. 1999a, *ApJ*, 512, 377
- Hauschildt P.H., Allard F., Ferguson, J., Baron, E., Alexander, D.R. 1999b, *ApJ*, 525, 871
- Hayashi, C. 1961, *PASJ*, 13, 450
- Hayashi, C., Nakano, T. 1963, *Prog. Theor. Phys.*, 30, 460
- Leggett, S.K., Allard, F., Berriman, G., Dahn, C.C., & Hauschildt, P.H. 1996, *ApJS*, 104, 117
- Linsky, J. 1998, *Space Science Reviews*, 84, 285
- Lucas, P.W., Roche, P.F., Allard, F., Hauschildt, P.H. 2001, *MNRAS*, 326, 695
- Ludwig, H.G., Freytag, B., & Steffen, M. 1999, *A&A*, 346, 111
- Ludwig, H.G., Allard, F., Hauschildt, P.H. 2001, *A&A*, submitted
- Luhman KL. 1999, *ApJ*, 525, 466
- Martín, E.L., Rebolo, R., Zapatero Osorio, M.R. 1996, *ApJ*, 469, 706
- Miller S., Tennyson J., Jones H.R.A, Longmor, A.J., 1994, in *Molecules in the Stellar Environment*, ed. U.G Jorgensen, *Lecture Notes in Physics*
- Nordlund, A., Stein, R.F. 1999, "Theory and Tests of Convection in Stellar Structure", *ASP Conf. Series* 173, p.91
- O'Meara, J.M., Tytler, D., Kirkman, D., Suzuki, N., Prochaska, J.X., Lubin, D., Wolfe, A.M. 2001, *AAS*, 197, 5604 (astro-ph/0011179)
- Palla, F., & Stahler, S.W. 1999, *ApJ*, 525, 772 (PS99)
- Partridge, H., and Schwenke, D.W., 1997, *J. Chem. Phys.*, 106, 4618
- Perrin, G., Coudé du Foresto, V., Rigway, S.T., Mariotti, J.-M., Traub, W.A., Carleton, N.P., & Lacasse, M.G. 1998, *A&A*, 331, 619
- Saumon D., Hubbard W.B., Burrows A., Guillot T., Lunine J.I., Chabrier, G. 1996, *ApJ*, 460, 993
- Schwenke, D.W., 1998, *Chemistry and Physics of Molecules and Grains in Space*, *Faraday Discussion* 109, 321
- Siess, L., Dufour, E., & Forestini, M. 2000, *A&A*, 358, 593
- Simon, M., Dutrey, A., & Guilloteau, S. 2000, *ApJ*, 545, 1034
- Stahler, S.W., 1983, *ApJ*, 274, 822
- Stahler, S.W., 1988, *ApJ*, 332, 804
- Stahler, S.W., Shu, F.H., Taam, R.E. 1980, *ApJ*, 241, 637
- Steffen, A.T., Mathieu, R.D., Lattanzi, M.G., Latham, D.W., Mazeh, T., Prato, L., Simon, M., Zinnecker, H., Loreggia, D. 2001, *AJ*, 122, 997
- van Belle, G.T., et al. 1999, *ApJ*, 117, 521
- White R.J., Ghez A.M., Reid I.N., Schultz G. 1999, *ApJ*, 520, 811
- Zapatero Osorio, M.R., Béjar V.J.S., Rebolo, R., Martín, E.L., Basri, G. 1999, *ApJL*, 524, 115
- Zapatero Osorio, M.R., Béjar V.J.S., Martín, E.L., Rebolo, R., Barrado y Navascués, D., Bailer-Jones, C.A.L., Mundt, R. 2000, *Sciences*, 290, 103