

Strömgren Color-Temperature Relations for Cool Stars

James L. Clem and Don A. Vandenberg

*Dept. of Physics & Astronomy, University of Victoria, P.O. Box 3055,
Victoria, British Columbia, V8W 3P6, Canada*

Frank Grundahl

*Institute of Physics & Astronomy, Aarhus University, 8000 Aarhus C,
Denmark*

Roger A. Bell

*Department of Astronomy, University of Maryland, College Park,
Maryland, 20742, USA*

Abstract. A new extensive grid of synthetic Strömgren colors and bolometric corrections is presented for F-M type dwarf and giant stars having $3000\text{K} \leq T_{\text{eff}} \leq 8000\text{K}$, $0.0 \leq \log g \leq 5.0$, and $-3.0 \leq [\text{Fe}/\text{H}] \leq 0.5$. These purely theoretical colors are placed on the observational system using color calibrations derived from *uvby* photometry of nearby field stars having *Hipparcos* parallaxes and effective temperatures determined by the infrared flux method. Modern isochrones transformed to the observed plane using the resultant color-temperature relations are able to reproduce the *uvby* color-magnitude diagrams of several open and globular clusters (notably M 67, M 92, and 47 Tuc) quite satisfactorily.

1. Introduction

The Strömgren *uvby* photometric system offers unique advantages over standard broadband *UBVRI* photometry since it can provide precise estimates of effective temperature, surface gravity, and chemical composition on a star-by-star basis. However, detailed *uvby* photometric studies for star clusters have suffered in the past from both the lack of precise CCD photometry as well as accurate color-temperature (C-T) relations necessary to transform theoretical isochrones and evolutionary tracks to the observational plane. Thanks to the recent observing programs of F. Grundahl, a large sample of globular and open clusters have been observed through Strömgren filters. This paper presents an attempt to derive a new set of synthetic *uvby* C-T relations that will hopefully reproduce not only the observed colors of field stars, but also yield reliable transformations of isochrones appropriate to old stellar systems.

2. The Synthetic Strömgren Colors: Calculations & Calibrations

The new grids of theoretical Strömgren colors are derived by convolving the *uvby* filter transmission functions with synthetic spectra computed from the latest version of the SSG spectral synthesis code using MARCS stellar atmosphere models as input. As a test of the synthetic colors, we compare a 4 Gyr, solar metallicity isochrone with the *uvby* CMDs of the well studied open cluster M 67. These initial comparisons show that the isochrone, which has been transformed to the observed planes using the raw theoretical colors, fails to provide an adequate fit to the photometric data. Therefore, a set of first and second order color calibrations are derived from a sample of field stars having well-determined estimates of T_{eff} from the infrared flux method of Blackwell & Shallis (1977) as well as $\log g$ and $[\text{Fe}/\text{H}]$ values (Alonso et al. 1996, 1999 and Houdashelt et al. 2000). Figure 2 presents the fits of the 4 Gyr isochrone transformed to various M 67 CMDs using the revised C-T relations by applying the calibrations illustrated in Figure 1. Overall the *calibrated* isochrone given in Figure 2 (solid line) appears to yield a much better agreement to the data than its *uncalibrated* counterpart (dotted line).

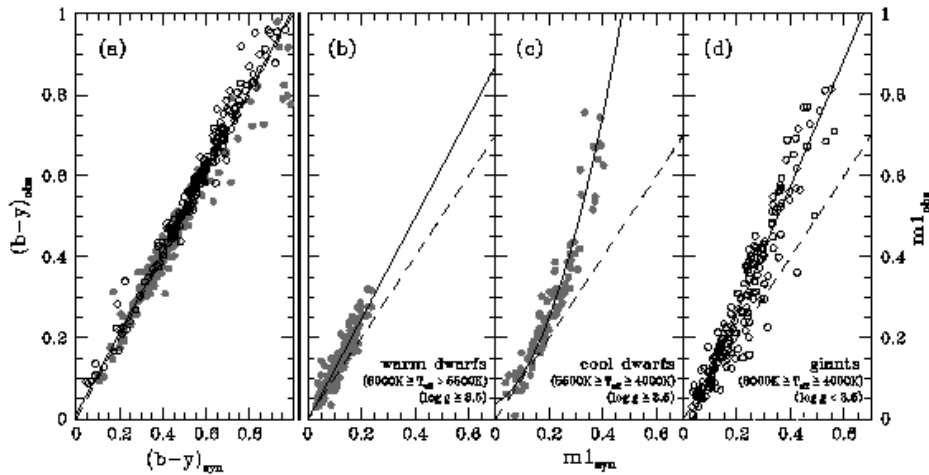


Figure 1. The calibrations required to put the synthetic $(b - y)$ and m_1 colors onto the observational systems. The synthetic colors, calculated for each field star with a specific T_{eff} , $\log g$, and $[\text{Fe}/\text{H}]$, are plotted as the abscissae against the corresponding observed colors taken from catalog of Hauck & Mermilliod (1998). Solid lines represent the best fit relations to the data, and dashed lines show the one-to-one trends for reference. The c_1 colors (not shown) require only a zero-point correction after the calibrations have been applied to the synthetic $(b - y)$ and m_1 colors.

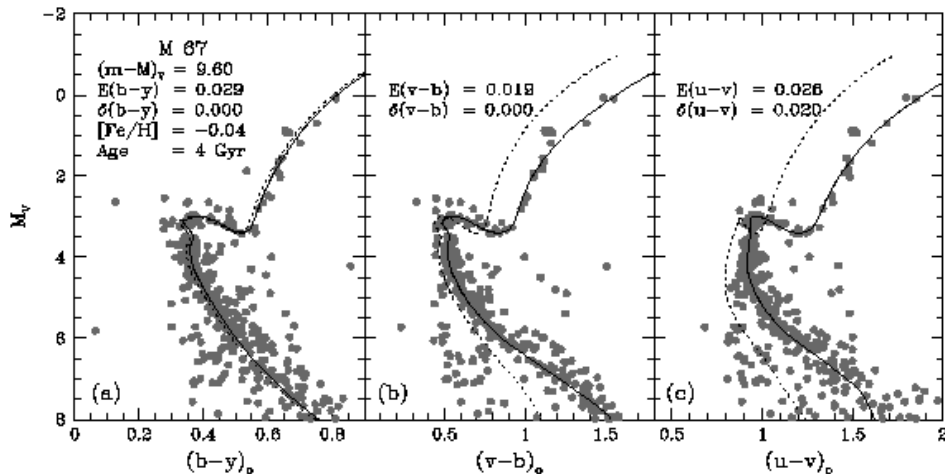


Figure 2. Fits of a 4 Gyr, solar metallicity isochrone to the various *wby* CMDs of the open cluster M67 for the indicated parameters. Solid lines represent isochrones transformed using the newly calibrated C-T relations while the dotted isochrones use the raw, uncalibrated colors. In each panel the color shifts needed to provide the best fits to the data are indicated by the $\delta(b - y)$, $\delta(v - b)$, and $\delta(u - v)$ values.

3. Globular Cluster CMDs and the Calibrated Strömgren Colors

Strömgren CMDs of the two prominent, metal-poor globular clusters M92 and 47 Tuc are used to help constrain the accuracy of the newly calibrated *wby* C-T relations for sub-solar metallicities. Figure 3 illustrates the fits of the latest University of Victoria isochrones (Bergbusch & Vandenberg 2001) transformed to the indicated color planes using the calibrated Strömgren colors derived from the relations in Figure 1. As with M67, the isochrones yield a superb match to all the pertinent features of the cluster CMDs from the main sequence through to the tip of the red giant branch if a short distance scale is assumed.

4. Conclusions

In deriving a set of color calibrations necessary to put the new synthetic *wby* colors onto the observed systems, we have been able to adjust the Strömgren C-T relations to provide excellent agreement between theoretical model isochrones and the CMDs of such clusters as M67, M92, and 47 Tuc. Moreover, isochrone fits to other cluster *wby* CMDs not presented here (*e.g.* NGC 288, M13, NGC 188, NGC 6819, and the Hyades) provide further support for our calibrated C-T relations. In addition, comparisons of isochrone fits to cluster CMDs in the Strömgren and *UBVRI* photometric systems yield similar interpretations of the data regardless of which photometric color (*i.e.* $b - y$, $B - V$, or $V - I$) is employed.

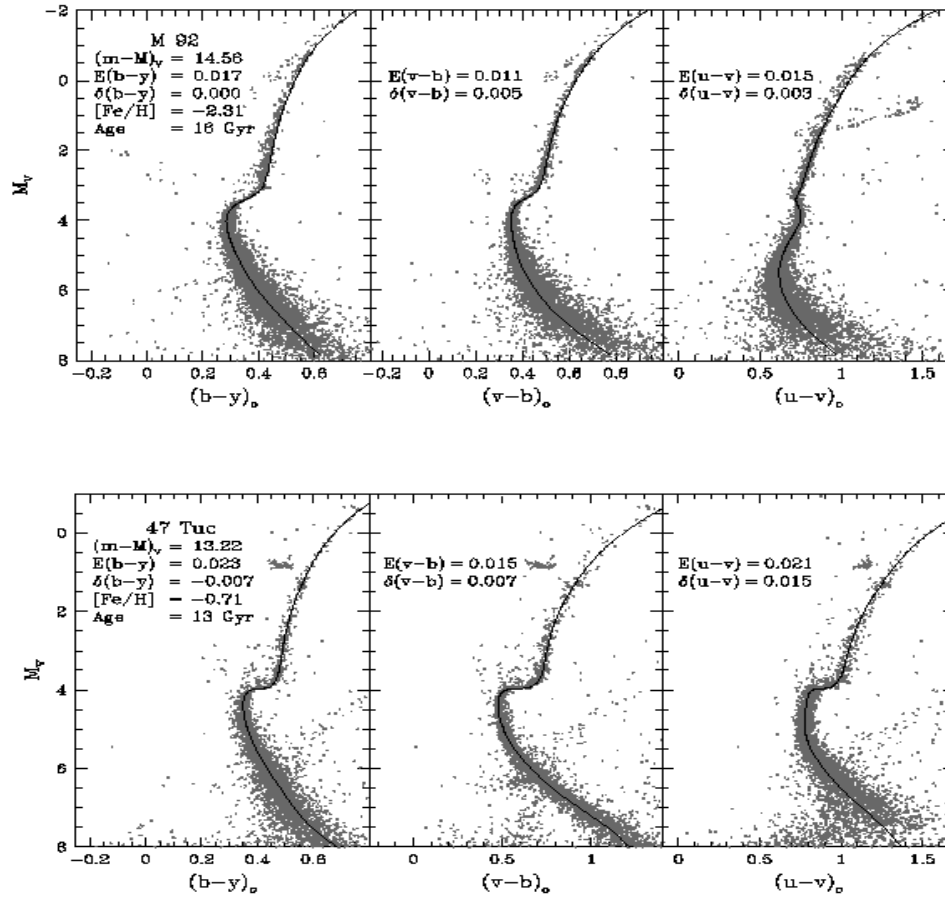


Figure 3. Isochrone fits to the CMDs of the globular clusters M 92 and 47 Tuc on the assumption of the parameters indicated in the plots. The isochrones have been transformed to the observed planes using the calibrated Strömgen C-T relations.

References

- Alonso, A., Arribas, S., and Martínez-Roger, C., 1996a, *A&A*, 117, 227
 Alonso, A., Arribas, S., and Martínez-Roger, C., 1999, *A&AS*, 139, 335
 Bergbusch, P. A. and Vandenberg D. A., 2001, *ApJ*, 556, 332
 Blackwell, D. E. and Shallis, M. J., *MNRAS*, 180, 177
 Hauck, B. and Mermilliod, M., 1998, *A&AS*, 129, 431
 Houdashelt, M. L., Bell, R. A., and Sweigert, A. V., 2000, *AJ*, 119, 1448