

Table 1. Complete Redshift Surveys in the Century Survey Region

Survey Name	RA Range (B1950.0)	Galaxies	Redshifts	Magnitude Limit
OCS	8.5-16.5 <sup>h</sup>	1754	1728	16.13 ( $R_{phot}$ )
DCS	8.53-10.75 <sup>h</sup>	508	507	16.4 ( $R_{phot}$ )
RCS	8.5-13.5 <sup>h</sup>	1274*	1251	16.2 ( $R_{CCD,corr}$ )
VCS	8.5-13.5 <sup>h</sup>	1279*	1255	16.7 ( $V_{CCD,corr}$ )

Note. — Total sample defined according to equation (2) of Brown et al. (2001)

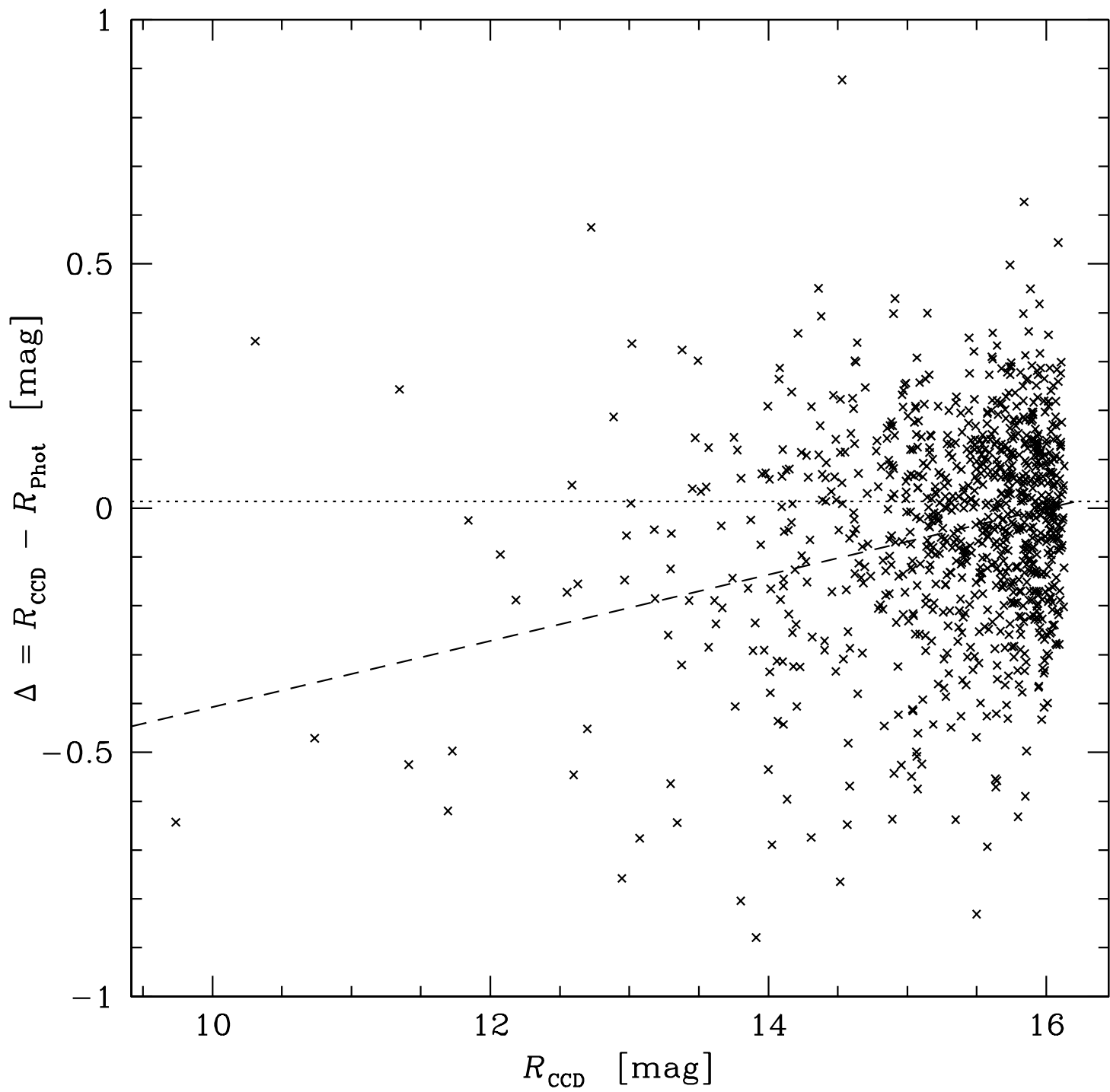


Table 1. The Photographic Century Survey

RA 1	Dec 2	$R_{KC}$ 3	$cz$ 4	$czerr$ 5	Type 6	note1 7	sample 8	note2 9
8:35:36.02	29:26:37.0	14.59	23369	36	E		OCS	
8:35:49.07	28:53:13.0	15.50	15458	71	Sc		OCS	edgeon
8:35:54.24	29:25:38.2	16.16	23836	58			DCS	
8:35:54.57	29:41:33.2	16.07	31883	63	S0		OCS	
8:35:56.24	29:40:55.3	16.32	30782	84			DCS	
8:36:03.29	28:57:46.9	15.67	15660	76	Sc		OCS	
8:36:07.77	29:15:23.1	16.41	15470	50				
8:36:14.33	29:03:16.4	15.75	24895	36	S0		OCS	
8:36:38.20	29:34:00.7	15.81	15527	52	E		OCS	
8:36:39.29	28:59:41.3	16.39	25167	84		CG	DCS	
8:36:59.34	29:45:23.3	15.84	15248	51	Sb		OCS	
8:37:32.16	29:04:37.4	15.20	17390	64	SBc		OCS	
8:37:48.66	29:46:56.5	15.92	15383	47	S0		OCS	
8:37:54.22	29:47:42.8	16.38	25072	51			DCS	
8:38:23.30	29:45:22.1	15.96	32144	43	E		OCS	
8:38:33.02	29:28:55.2	16.15	24955	42			DCS	
8:38:39.55	29:11:27.7	16.20	6224	45			DCS	
8:38:48.06	29:22:12.0	15.45	23470	63	E		OCS	
8:38:50.01	28:55:17.7	15.64	27704	62	E		OCS	
8:39:15.89	28:50:39.3	14.43	23750	250	Sa		OCS	
8:39:31.43	29:09:13.9	15.96	23512	73	E		OCS	
8:39:46.13	29:16:54.9	15.95	23857	59	S0		OCS	
8:39:56.68	28:59:16.3	16.08	25171	70	Sb		OCS	
8:40:02.35	29:49:02.9	14.44	19401	40	Sc		OCS	
8:40:10.72	29:07:25.3	15.95	23895	65	Sb		OCS	
8:40:15.09	29:25:17.5	16.30	23682	55			DCS	
8:40:15.66	28:50:44.7	14.76	24325	56	Sc		OCS	
8:40:21.39	29:12:53.8	16.21	23618	65			DCS	
8:40:29.20	29:26:40.5	15.15	15319	52	E		OCS	
8:40:50.64	29:12:00.6	15.74	23925	49	Sc		OCS	
8:40:54.43	29:19:44.9	15.18	23849	69	Sc		OCS	
8:40:59.24	29:13:22.6	16.06	23774	53	E		OCS	
8:41:02.43	29:03:40.1	15.54	31437	54	Pec		OCS	2 gals?
8:41:03.99	29:13:44.0	15.03	23668	47	S0		OCS	
8:41:07.77	29:19:30.6	16.43	24343	56				
8:41:17.76	29:15:17.5	16.26	24162	60			DCS	
8:41:43.55	29:30:45.3	16.25	24090	58			DCS	
8:41:45.82	29:47:55.7	15.99	29666	45	Sb		OCS	
8:42:45.42	29:23:59.3	15.36	8276	38	Sb		OCS	
8:42:55.88	29:27:27.0	16.22	59360	200			DCS	
8:43:10.67	29:19:44.7	16.35	24550	66			DCS	
8:43:21.27	28:49:52.4	15.15	25139	44	E		OCS	
8:43:37.67	29:19:21.6	16.40	5564	16				
8:43:44.81	29:19:21.6	16.11	23825	54	Sc		OCS	
8:44:21.35	29:06:09.2	16.28	0	0			DCS	
8:44:36.54	29:21:13.7	15.63	30092	64	E		OCS	
8:44:53.37	29:39:22.3	16.43	30361	60				
8:45:12.43	29:18:23.8	15.96	29971	58	E		OCS	
8:45:20.80	29:18:01.2	16.27	30130	55			DCS	
8:45:37.76	29:40:17.7	16.04	20890	75	Sb		OCS	
8:45:47.12	29:16:18.4	16.09	30273	60	S0		OCS	
8:45:48.20	29:20:54.3	15.98	21465	40	S0		OCS	
8:45:55.87	29:46:26.2	16.29	14847	67			DCS	
8:45:56.20	29:15:25.1	16.13	29621	64			DCS	
8:45:58.55	29:18:49.0	16.33	29173	64			DCS	

Table 1—Continued

RA 1	Dec 2	$R_{KC}$ 3	$cz$ 4	$czerr$ 5	Type 6	note1 7	sample 8	note2 9
8:46:07.97	29:22:47.9	15.58	21088	28	Sa		OCS	
8:46:20.56	29:23:04.3	16.01	29433	56	Sb		OCS	
8:46:26.09	29:45:38.8	16.27	21348	76			DCS	
8:46:26.70	29:34:21.2	16.40	21865	36				
8:46:28.84	29:40:54.0	16.10	21410	47	E		OCS	
8:46:32.45	29:35:55.9	14.41	21053	41	S0		OCS	
8:46:35.04	29:36:15.7	16.05	21219	64	Sa		OCS	
8:46:37.75	29:39:03.0	16.24	21234	65			DCS	
8:46:39.14	29:48:42.8	15.41	21584	72	E		OCS	
8:46:42.33	29:38:48.9	16.27	21214	65			DCS	
8:46:57.15	29:28:11.5	15.77	21165	43	E		OCS	
8:47:09.00	29:46:56.4	15.71	14644	52	Sa		OCS	
8:47:12.88	29:36:14.9	15.50	21020	57	SBc		OCS	
8:47:24.69	29:05:15.8	16.36	35874	50			DCS	
8:47:27.15	28:50:41.2	15.43	13506	76	Sc		OCS	
8:47:34.00	29:44:21.4	15.85	14731	52	Sa		OCS	
8:47:42.35	29:01:23.0	15.94	35734	69	E		OCS	
8:47:54.97	29:25:32.5	16.37	30117	46			DCS	
8:48:10.23	29:31:46.4	15.95	8254	52	Sc		OCS	
8:48:10.44	29:29:28.9	14.36	8017	36	Sb		OCS	
8:48:18.64	29:23:45.6	16.11	35667	52	E		OCS	
8:48:20.66	29:04:27.6	16.39	14951	48			DCS	
8:48:31.38	29:21:18.4	16.41	30912	52				
8:49:11.65	29:15:24.3	16.20	25568	127			DCS	
8:49:27.23	29:31:12.2	14.47	8175	25	Sc		OCS	
8:49:56.70	29:38:54.9	16.18	31930	43			DCS	
8:50:03.51	29:36:24.2	16.05	31268	41	E		OCS	
8:50:07.06	29:32:52.2	15.15	31069	50	E		OCS	interact.
8:50:07.61	29:32:57.0	15.15	31998	31	E		OCS	pair?
8:50:23.78	29:31:41.8	16.37	8025	39			DCS	
8:50:24.95	29:40:50.9	16.10	8120	39	E		OCS	
8:50:27.63	29:06:03.3	15.58	14877	99	E		OCS	
8:50:32.38	29:07:36.0	16.20	29295	52			DCS	
8:50:46.39	29:39:14.8	16.31	23750	40			DCS	
8:50:49.83	29:35:58.5	16.43	31843	59				
8:50:56.79	29:12:00.8	15.48	7900	36	Sb		OCS	interact
8:51:00.01	29:10:54.7	14.32	7991	39	Sc		OCS	pair
8:51:07.24	29:37:10.0	16.28	23560	63			DCS	
8:51:30.87	29:20:40.7	16.38	8208	46			DCS	
8:51:48.58	29:16:46.8	14.86	8106	48	Sc		OCS	edgeon
8:51:50.35	28:50:28.4	16.36	28541	65			DCS	
8:51:54.30	29:25:36.5	16.22	25157	68			DCS	
8:51:54.06	28:50:56.1	16.34	28763	89			DCS	
8:52:03.04	29:43:16.0	15.66	31115	42	S0		OCS	
8:52:07.08	28:50:12.7	15.62	29023	64	Sa		OCS	
8:52:08.18	29:41:37.5	15.41	14549	38	Sc		OCS	
8:52:09.81	29:25:21.6	16.27	25598	371			DCS	
8:52:11.41	29:29:06.1	16.25	24928	84			DCS	
8:52:12.79	29:24:39.3	15.02	25612	45	S0		OCS	
8:52:14.26	29:20:18.4	15.46	25373	45	E		OCS	
8:52:15.04	29:40:20.2	16.06	31078	43	Sc		OCS	
8:52:15.65	29:25:47.1	15.93	28696	57	Sb		OCS	
8:52:16.44	29:42:47.6	16.27	31065	67		IP	DCS	
8:52:23.83	28:54:47.0	15.91	28568	52	Sb		OCS	
8:52:27.44	29:40:07.1	16.05	14583	52	E		OCS	

Table 1—Continued

RA 1	Dec 2	$R_{KC}$ 3	$cz$ 4	$czerr$ 5	Type 6	note1 7	sample 8	note2 9
8:52:27.05	28:55:40.2	16.35	24895	54			DCS	
8:52:42.81	28:58:07.4	16.41	26207	52				
8:52:45.07	29:09:04.6	16.35	28876	84			DCS	
8:52:46.75	28:55:29.1	15.46	24564	57	Sc		OCS	
8:53:10.68	28:58:25.9	16.26	26258	61			DCS	
8:53:47.66	29:12:34.0	16.32	25580	65			DCS	
8:53:50.24	29:04:24.6	15.79	24975	37	E		OCS	
8:53:50.54	29:06:43.6	15.67	25205	46	Sc		OCS	edgeon
8:53:53.55	29:00:19.0	15.73	24504	53	Sb		OCS	
8:54:01.54	29:07:31.8	16.25	25109	52			DCS	
8:54:04.48	29:03:13.2	15.22	25232	41	S0		OCS	
8:54:08.45	29:21:27.0	15.47	24908	100	Sc		OCS	
8:54:21.07	29:02:46.1	16.06	13014	38	Sc		OCS	
8:54:22.94	28:56:59.3	15.31	25210	48	Sc		OCS	
8:54:35.79	29:01:39.8	15.54	25058	48	Sb		OCS	
8:54:38.22	29:11:24.7	15.66	24155	54	Sb		OCS	
8:54:41.76	29:00:13.8	15.97	24872	75	Sa		OCS	edgeon
8:54:43.57	29:19:06.8	16.41	25266	53				
8:54:51.06	28:51:05.5	16.17	25647	54			DCS	
8:54:54.31	29:01:24.1	16.05	25527	81	Sc		OCS	
8:54:57.84	29:03:21.3	16.16	24996	39		NS	DCS	
8:55:12.33	29:30:07.0	16.14	24644	53			DCS	
8:56:19.96	28:58:52.2	15.95	13009	48	Sa		OCS	
8:56:29.21	29:40:04.2	14.76	14630	45	Sb		OCS	
8:56:30.12	29:02:38.6	16.14	26208	79			DCS	
8:57:00.52	29:39:42.6	15.88	25668	86	E		OCS	
8:58:57.81	28:54:05.8	14.67	12727	25	Sc		OCS	
8:59:49.43	29:25:32.3	16.03	17638	65	Sc		OCS	Sb
8:59:52.23	29:04:22.0	16.19	25676	42			DCS	
9:00:07.30	29:37:58.7	14.88	8020	58	Sc		OCS	Sc
9:00:17.76	28:58:30.0	16.24	47088	65			DCS	
9:00:25.84	29:47:46.9	15.32	14501	41	S0		OCS	Sb
9:00:40.80	29:35:41.2	16.06	8100	62	Sa		OCS	
9:00:44.91	29:40:56.4	15.13	17680	78	Sd		OCS	Sb
9:01:32.70	29:32:34.3	15.26	14643	41	S0		OCS	E
9:01:46.93	29:04:15.6	15.34	12582	42	Sc		OCS	Sc
9:01:50.71	29:00:32.6	15.25	25601	70	Sc		OCS	Sc
9:02:50.61	28:59:23.1	16.19	25667	49			DCS	
9:02:56.00	28:56:29.6	15.58	14368	48	Sb		OCS	S0
9:03:19.81	29:07:46.8	14.44	6577	55	Sc		OCS	Sb
9:03:42.52	29:17:46.5	14.26	3011	36	Sb		OCS	Sa
9:03:43.40	29:42:39.4	15.99	16236	34	Sa		OCS	edgeon Sb
9:03:47.87	29:09:37.1	16.14	6760	61			DCS	
9:04:27.01	29:18:56.4	16.53	6635	33				
9:06:00.29	29:20:41.9	15.42	6741	110	Sd		OCS	
9:06:08.68	29:29:30.3	16.32	29890	39			DCS	
9:06:37.91	29:04:09.8	15.80	14407	58	Sc		OCS	
9:06:47.65	29:13:10.9	15.67	14434	35	Sb		OCS	
9:06:53.30	28:55:30.8	16.41	47022	79				
9:07:08.87	29:28:34.3	16.35	19071	81			DCS	
9:07:17.11	29:21:50.8	15.74	22345	45	Sc		OCS	
9:08:01.40	29:32:45.9	16.06	31405	36	S0		OCS	
9:08:28.54	28:54:40.1	14.55	6436	54	Sc		OCS	
9:08:29.39	28:49:23.0	15.99	30925	39	Sc		OCS	
9:08:39.42	29:35:24.6	16.25	14374	68			DCS	

Table 1—Continued

RA 1	Dec 2	$R_{KC}$ 3	$cz$ 4	$czerr$ 5	Type 6	note1 7	sample 8	note2 9
9:08:56.85	29:05:31.2	15.85	30963	33	E		OCS	
9:09:11.38	28:59:35.9	16.42	30998	55				
9:09:42.43	29:09:53.3	16.14	14497	32			DCS	
9:10:00.04	29:04:25.5	16.20	30886	45			DCS	
9:10:38.67	29:42:39.5	16.32	33021	81			DCS	
9:10:48.55	29:42:26.2	16.41	23022	43				
9:10:49.64	28:53:54.0	16.04	10861	59	Sc		OCS	edgeon
9:11:29.90	29:18:38.7	15.11	14319	29	E		OCS	
9:11:30.96	28:49:36.8	13.80	10252	27	S0		OCS	
9:11:48.60	29:30:08.3	16.46	11143	34				
9:11:54.21	29:34:11.9	15.53	6866	35	Sa		OCS	
9:12:23.46	28:59:31.6	16.30	31056	71			DCS	
9:12:24.49	29:00:12.4	15.85	30972	46	E		OCS	
9:12:26.63	28:58:44.2	15.81	30994	54	Sc		OCS	
9:12:45.36	29:25:17.6	14.51	6350	49	S0		OCS	
9:12:45.80	29:21:58.5	16.19	6479	24			DCS	
9:12:55.50	29:00:04.1	16.32	17870	47			DCS	
9:12:58.96	29:30:17.7	16.38	32480	43			DCS	
9:13:01.00	29:32:16.7	15.17	6145	37	Sc		OCS	
9:13:03.08	29:00:35.3	16.40	30397	52				
9:13:17.18	29:07:00.5	15.92	6639	44	Sb		OCS	
9:13:31.44	28:57:08.6	13.04	7946	31	Sb		OCS	
9:13:48.85	29:10:23.4	14.03	4229	36	Sb		OCS	companion
9:13:54.36	29:10:44.6	15.72	4027	52	Sc		OCS	companion
9:14:14.81	29:41:44.0	16.28	6649	35			DCS	
9:14:19.93	29:32:44.2	16.45	6700	70				
9:14:33.18	29:41:04.6	16.46	53952	96				
9:14:51.45	29:39:27.4	16.44	39525	64				
9:14:52.15	29:01:48.3	16.48	19054	58				
9:14:59.77	29:43:50.5	12.72	6313	29	Sa		OCS	
9:15:03.65	29:16:12.8	13.61	6405	28	SBc		OCS	
9:15:11.24	29:15:09.2	15.64	6227	43	Sc		OCS	edgeon
9:15:50.89	28:54:01.7	16.03	25827	75	Sc		OCS	
9:16:18.81	28:53:20.0	15.04	6610	42	Sc		OCS	
9:16:41.16	29:20:21.8	14.73	10890	27	E		OCS	
9:16:47.46	29:21:11.8	15.84	11128	32	E		OCS	
9:17:00.17	29:21:03.0	15.23	10829	50	Sb		OCS	
9:17:04.29	29:31:17.7	16.30	26497	49			DCS	
9:17:08.39	29:22:17.8	14.81	10710	50	Sb		OCS	edgeon
9:17:16.54	29:01:03.2	14.85	19101	60	E		OCS	
9:18:50.47	29:02:23.3	14.97	22232	44	Sb		OCS	
9:19:01.57	29:19:42.1	16.14	19041	32			DCS	
9:19:26.95	29:11:36.2	16.45	25999	50				
9:19:44.57	28:56:16.0	15.00	17798	36	Sb		OCS	
9:20:08.39	29:31:30.9	16.47	42646	67				
9:20:13.47	28:59:20.6	15.42	19013	39	Sa		OCS	
9:20:25.15	29:04:17.8	16.14	26648	58			DCS	
9:20:56.58	28:52:56.9	14.71	6541	28	Sc		OCS	edgeon
9:21:03.12	29:25:15.6	16.45	35675	42				
9:21:07.76	28:55:47.6	14.70	10565	20	Sc		OCS	edgeon
9:22:20.30	28:48:14.0	16.43	25748	19				
9:22:51.15	28:55:52.3	16.19	22718	50			DCS	
9:22:51.29	28:55:30.5	16.08	22828	35	E		OCS	
9:22:53.83	29:19:44.4	14.71	6760	71	Sc		OCS	
9:22:54.00	29:28:28.8	15.74	18789	55	Sb		OCS	

Table 1—Continued

RA 1	Dec 2	$R_{KC}$ 3	$cz$ 4	$czerr$ 5	Type 6	note1 7	sample 8	note2 9
9:23:19.72	29:46:10.1	15.91	18795	54	S0		OCS	
9:23:34.91	28:49:28.2	16.43	6690	17				
9:23:48.12	29:33:38.7	16.12	22913	47	E		OCS	
9:23:48.62	29:20:26.6	15.55	9859	47	Sc		OCS	
9:23:54.26	29:07:34.0	16.39	9805	110			DCS	
9:24:01.44	29:07:24.8	15.58	9810	48	S0		OCS	
9:24:02.23	29:08:31.7	15.64	23130	62	Sd		OCS	
9:24:46.25	28:48:58.6	14.49	8111	55	Sb		OCS	
9:25:17.46	29:29:31.3	14.43	7998	50	Sb		OCS	
9:25:55.99	29:39:30.1	15.80	18613	42	Sc		OCS	Sa
9:26:00.76	29:28:41.7	15.31	23490	42	Sa		OCS	Sc
9:26:56.60	29:04:42.5	15.39	14598	57	Sb		OCS	edgeon Sb
9:26:57.97	29:17:19.2	15.55	22607	84	S0		OCS	Sb
9:27:06.10	29:45:05.9	15.64	7763	48	Sc		OCS	
9:27:08.08	29:24:09.4	14.55	7793	50	Sc		OCS	Sb edgeon
9:27:28.49	29:46:43.4	16.08	30975	57	Sb		OCS	
9:27:27.83	28:55:42.4	16.46	43476	70				
9:27:34.66	29:26:29.1	16.43	22928	41				
9:27:35.93	28:47:54.8	14.71	4149	20	Sd		OCS	Sc
9:27:40.15	29:33:02.7	15.55	7935	55	Sc		OCS	edgeon Sc
9:28:08.98	29:37:24.2	15.61	8199	34	Sb		OCS	edgeon Sb
9:28:17.96	29:42:23.7	14.55	8120	29	S0		OCS	E
9:28:31.89	29:31:23.2	16.13	22921	49	E		OCS	E
9:28:40.96	29:46:10.9	15.96	22842	50	E		OCS	Sa
9:28:45.56	28:52:35.4	15.35	18632	52	E		OCS	Sa
9:29:03.45	29:28:18.2	15.86	7910	67	Sc		OCS	Sc
9:30:09.20	28:53:50.9	15.49	10467	46	Sc		OCS	edgeon
9:30:16.89	29:32:24.1	13.14	1678	31	SB0		OCS	
9:30:29.38	29:16:02.8	16.22	41974	80			DCS	
9:31:09.61	29:30:33.9	15.45	18998	69	Sb		OCS	edgeon
9:31:38.76	29:08:57.5	15.30	22582	79	E		OCS	
9:32:23.02	29:00:23.7	15.28	13028	54	E		OCS	
9:33:05.28	29:10:14.7	15.59	39456	60	E		OCS	
9:33:59.02	29:13:23.6	15.38	28083	98	Pec	NS	OCS	* + Sc?
9:34:22.03	29:13:49.6	15.95	38490	54	Sa	CG	OCS	
9:35:19.91	28:51:32.4	15.86	38733	60	Sa		OCS	
9:35:46.43	29:33:16.0	15.65	16509	49	E		OCS	
9:36:07.60	29:06:45.6	14.25	1615	36	Sc		OCS	
9:36:15.12	28:47:19.7	15.96	16612	54	Sc		OCS	
9:36:18.98	28:46:52.9	15.26	16605	50	Sc		OCS	
9:36:32.80	29:32:21.9	15.99	35008	55	Sb		OCS	
9:36:38.92	29:18:21.8	15.39	34669	76	Sc		OCS	
9:37:07.23	28:53:02.4	15.32	16433	61	Sc		OCS	edgeon
9:37:08.21	28:57:40.0	16.12	16361	72	E		OCS	
9:37:13.27	29:17:38.7	16.14	35291	50			DCS	
9:37:24.25	29:00:23.4	15.58	36768	51	E		OCS	
9:37:24.83	29:00:28.5	16.34	36886	81			DCS	
9:37:32.15	29:05:13.4	15.53	36552	107	E		OCS	
9:37:39.26	28:59:53.9	15.79	16485	62	Sc		OCS	
9:37:56.78	28:51:38.0	16.22	28327	38			DCS	
9:38:02.93	29:13:30.9	15.45	27402	55	Sc		OCS	
9:38:42.45	29:33:58.3	16.23	19218	42			DCS	
9:39:34.42	29:43:21.5	15.79	20859	56	E		OCS	
9:39:49.49	28:54:37.4	15.30	16258	35	Sc		OCS	edgeon
9:39:55.87	29:03:48.9	16.31	38342	91			DCS	



Table 1—Continued

RA 1	Dec 2	$R_{KC}$ 3	$cz$ 4	$czerr$ 5	Type 6	note1 7	sample 8	note2 9
9:40:12.38	29:35:29.9	15.16	475	21	Pec		OCS	interacting?
9:40:31.83	28:58:09.9	14.82	5728	52	Sc		OCS	edgeon
9:40:46.11	29:41:20.5	15.21	22582	57	Sb		OCS	
9:40:50.53	29:17:30.3	15.94	22449	38	Sb		OCS	
9:41:11.65	29:15:05.5	16.18	10392	38			DCS	
9:41:53.91	29:26:09.0	16.15	37891	46			DCS	
9:42:27.33	28:57:09.4	14.38	8803	51	E		OCS	
9:42:47.10	29:05:01.9	15.68	38171	63	E		OCS	
9:42:51.63	28:59:59.9	15.91	8707	43	Sa		OCS	
9:42:55.17	28:58:50.3	12.68	8540	32	Sc		OCS	
9:43:00.63	28:49:18.3	15.44	15458	48	Sb		OCS	edgeon
9:43:12.01	28:55:21.3	15.81	8679	41	Sc		OCS	edgeon
9:43:33.96	29:16:35.0	15.90	33672	63	S0		OCS	
9:43:36.96	29:09:36.5	16.25	33324	96			DCS	
9:43:49.85	28:57:07.1	16.04	30865	44	Sc		OCS	
9:43:55.52	29:06:57.1	15.38	9112	46	Sc		OCS	
9:43:59.58	29:05:58.8	16.32	8788	32			DCS	
9:44:03.21	29:36:34.0	14.50	5160	70	E		OCS	
9:44:04.80	29:09:35.8	16.02	33246	47	Sc		OCS	
9:44:14.03	29:12:14.9	15.45	33174	60	E		OCS	
9:44:14.76	29:37:03.7	16.21	34448	51			DCS	
9:44:47.63	29:20:31.4	16.25	9597	17			DCS	
9:45:00.33	29:27:07.6	13.42	9334	30	E		OCS	
9:45:04.76	29:09:15.4	16.21	38220	62			DCS	
9:45:23.04	29:23:21.9	15.63	9349	52	E		OCS	
9:45:42.43	28:54:45.0	16.30	7399	34			DCS	
9:45:47.63	29:34:54.6	15.68	33486	53	E		OCS	
9:46:37.72	29:43:12.5	15.71	33399	95	E		OCS	
9:47:00.84	29:38:24.0	15.79	33281	61	Sc		OCS	
9:47:04.71	29:25:25.2	15.71	29757	53	E		OCS	
9:47:10.18	29:03:12.9	16.13	29747	65			DCS	
9:47:38.09	29:01:49.6	15.79	22144	43	Sa		OCS	
9:48:23.47	28:49:20.8	15.78	22250	66	E		OCS	
9:48:24.42	28:54:25.4	15.99	29904	43	Sc		OCS	
9:48:35.53	28:56:57.6	16.30	15630	17			DCS	
9:48:39.84	29:07:33.5	15.65	33738	51	E		OCS	
9:48:47.23	29:07:17.2	16.22	33076	50			DCS	
9:48:52.35	29:21:23.3	16.34	32841	39			DCS	
9:48:52.59	28:53:38.5	14.96	14087	52	Sb		OCS	
9:48:53.03	29:20:33.6	15.73	32754	123	Sc		OCS	
9:48:54.55	28:54:42.1	15.84	14128	66	E		OCS	
9:49:16.41	29:15:48.9	15.03	15669	70	Sb		OCS	
9:50:02.60	28:54:52.7	16.31	34178	86			DCS	
9:50:16.62	28:53:13.0	16.07	33797	46	Sa		OCS	
9:50:30.44	28:51:01.9	16.14	32341	63			DCS	
9:50:34.31	28:51:23.9	15.82	32900	73	E		OCS	
9:50:40.11	28:47:57.5	15.97	33898	70	E		OCS	
9:50:53.20	28:48:15.7	15.77	33887	77	E		OCS	
9:50:55.50	28:51:17.2	16.14	33957	74			DCS	
9:50:57.84	29:44:37.7	16.16	22416	59			DCS	
9:52:08.21	29:14:12.4	11.87	1561	20	S0		OCS	S0
9:52:57.40	29:18:40.6	15.93	1628	42	Sc		OCS	Sb
9:53:29.80	29:10:38.9	16.05	10412	42	Sc		OCS	SBc
9:53:39.16	29:26:39.8	16.44	4453	42				
9:53:42.41	29:10:05.2	16.25	33925	45		NS	DCS	

Table 1—Continued

RA 1	Dec 2	$R_{KC}$ 3	$cz$ 4	$czerr$ 5	Type 6	note1 7	sample 8	note2 9
9:54:01.95	28:49:51.5	16.17	31666	58			DCS	
9:54:06.57	29:08:06.1	16.22	35223	61			DCS	
9:54:39.79	29:42:59.3	15.21	6578	48	Sc		OCS	edgeon Sc
9:54:48.57	29:01:59.1	15.87	24050	75	SBb		OCS	Sb
9:54:53.54	28:54:54.7	15.95	23973	42	Sb		OCS	Sb
9:56:45.68	28:49:33.8	13.65	520	60	SBc		OCS	
9:57:28.63	29:40:36.7	16.33	40268	55			DCS	
9:58:01.69	28:51:34.9	16.26	40078	59			DCS	
9:58:38.07	28:52:15.3	15.56	6290	46	E		OCS	
9:58:45.57	28:48:45.3	16.10	25060	71	Sc		OCS	
9:58:57.65	28:46:22.0	14.77	21275	49	Sc		OCS	
9:59:00.42	29:00:57.3	16.38	32395	53			DCS	
9:59:10.83	29:03:07.3	16.28	32396	43			DCS	
10:00:14.77	29:06:53.8	16.01	26824	42	Sc		OCS	
10:00:55.72	28:54:12.3	16.08	31549	78	E		OCS	
10:01:02.83	28:53:12.4	16.36	30551	60			DCS	
10:01:17.52	28:51:10.5	15.42	26072	55	Sc		OCS	
10:02:01.86	29:40:25.8	16.33	56062	47			DCS	
10:02:17.51	29:35:24.5	15.88	41620	74	Sc		OCS	
10:02:17.20	28:54:18.6	16.26	40249	58			DCS	
10:02:18.09	28:53:52.4	16.30	25795	58			DCS	
10:02:46.82	29:30:32.1	16.41	40849	67				
10:02:48.29	28:47:37.2	16.40	21309	52				
10:02:54.84	29:00:57.5	16.01	25465	59	Sc		OCS	
10:03:00.14	29:05:16.9	16.22	34095	42			DCS	
10:03:04.21	29:00:22.5	16.22	25542	64			DCS	
10:03:09.06	29:11:12.1	16.40	27930	60			DCS	
10:03:13.22	29:21:12.4	16.23	33830	47			DCS	
10:03:38.95	29:01:18.8	15.51	27781	47	E		OCS	
10:03:39.71	29:05:19.4	16.43	27821	66				
10:03:43.31	29:13:32.7	16.27	26613	49			DCS	
10:03:44.96	28:59:48.5	15.76	27820	97	Sc		OCS	
10:03:46.97	29:14:02.7	16.09	26415	64	SBb		OCS	
10:03:58.75	29:28:11.6	15.27	15413	49	S0		OCS	
10:04:21.19	29:43:25.6	15.48	15405	60	Sb		OCS	
10:04:40.77	29:21:51.9	14.61	528	42	Sc		OCS	
10:04:48.71	29:12:41.6	16.11	28064	50	E		OCS	
10:04:49.22	29:15:14.8	15.84	28185	48	Sa		OCS	
10:05:02.68	29:07:10.4	16.14	34509	59			DCS	
10:05:21.48	28:58:06.8	14.90	15418	61	Sc		OCS	
10:05:26.51	29:04:12.0	15.77	28284	54	E		OCS	double
10:05:36.88	29:16:58.2	14.80	28120	60	E	CG	OCS	
10:05:42.73	29:04:59.9	16.16	40096	52			DCS	
10:05:55.01	29:08:20.6	15.12	14994	45	Sc		OCS	
10:05:57.08	28:50:17.8	16.22	15517	42			DCS	
10:06:03.59	29:26:09.2	15.71	14965	47	Sc		OCS	
10:06:07.12	29:07:55.9	15.32	15032	57	E		OCS	
10:06:28.98	29:14:55.0	16.31	28303	85			DCS	
10:06:40.62	29:01:44.6	15.72	28269	55	Sb		OCS	
10:06:56.73	29:26:29.3	15.99	28375	64	E		OCS	
10:06:57.22	29:26:40.4	15.80	28171	46	E		OCS	
10:07:17.37	29:24:59.4	16.44	42043	90				
10:07:17.79	29:25:00.7	16.22	41836	90			DCS	
10:07:31.65	29:08:04.3	16.13	10340	42	Sc		OCS	
10:07:32.25	29:33:01.6	16.22	28328	43			DCS	

Table 1—Continued

RA 1	Dec 2	$R_{KC}$ 3	$cz$ 4	$czerr$ 5	Type 6	notel 7	sample 8	note2 9
10:07:44.81	29:23:45.1	16.16	32034	48			DCS	
10:07:46.63	29:20:15.2	15.24	15281	42	Sa		OCS	
10:07:54.20	29:27:37.9	14.38	4861	39	Sc		OCS	edgeon
10:07:54.45	29:24:58.2	16.35	38603	62			DCS	
10:08:07.67	29:32:29.3	15.63	1020	25	Sd		OCS	
10:08:45.31	29:22:21.9	16.37	28524	32			DCS	
10:08:49.05	29:05:02.6	15.44	15382	41	E		OCS	
10:08:49.44	29:05:08.0	15.44	15781	55	E		OCS	
10:09:03.17	29:19:01.2	16.08	28875	39	E		OCS	
10:09:03.63	29:19:48.1	16.35	28921	41			DCS	
10:09:07.98	29:16:51.4	15.80	28782	44	E		OCS	
10:09:16.64	29:40:30.9	16.25	28003	43			DCS	
10:09:26.30	29:36:54.4	16.14	28808	34			DCS	
10:09:30.71	29:36:40.7	16.44	28722	54				
10:09:32.27	29:26:52.5	16.15	32607	75			DCS	
10:10:26.33	28:58:44.5	16.07	10236	49	E		OCS	
10:10:44.06	29:04:34.0	16.05	37861	36	E		OCS	
10:11:21.48	29:42:53.5	16.43	42813	70				
10:11:33.44	28:58:41.7	15.80	11397	53	S0		OCS	
10:11:56.54	29:40:08.4	16.39	14645	48			DCS	
10:12:15.34	29:34:00.6	15.66	14522	39	E		OCS	
10:12:41.58	29:18:32.2	14.37	14929	42	Sc		OCS	
10:12:45.11	29:03:07.2	15.42	15049	34	Sb		OCS	
10:12:51.66	29:37:30.3	16.31	37733	32			DCS	
10:13:04.94	29:33:52.6	15.57	14752	26	E		OCS	
10:13:19.87	28:59:24.5	15.64	14866	35	S0		OCS	
10:13:48.09	29:32:48.0	15.49	14666	58	Sc		OCS	
10:13:58.97	29:39:00.0	16.02	14945	32	S0		OCS	
10:14:02.75	29:38:25.2	15.66	15020	40	Sc		OCS	
10:14:11.97	29:05:48.1	15.88	23181	38	E	CG	OCS	
10:15:11.17	29:27:45.8	15.44	12536	26	Sb		OCS	
10:15:10.91	28:50:52.6	14.73	5120	74	Sd		OCS	
10:15:40.76	29:38:16.1	16.38	28619	31			DCS	
10:16:08.76	29:34:08.3	15.29	14970	29	Sa		OCS	
10:16:34.24	29:19:13.1	15.60	23512	29	E		OCS	
10:16:41.49	29:34:02.6	16.22	28718	42			DCS	
10:16:50.83	29:13:51.5	15.08	14952	79	Sc		OCS	edgeon
10:17:06.00	29:36:44.6	15.36	23571	42	E		OCS	
10:17:08.21	29:13:40.8	15.51	14663	35	E		OCS	
10:17:12.82	29:38:17.5	16.22	23501	30			DCS	
10:17:26.48	29:22:10.6	15.76	437	137	Sd		OCS	Sc
10:17:49.24	28:50:08.2	16.32	48510	44			DCS	
10:17:56.32	29:23:11.3	16.32	28859	61			DCS	
10:18:39.27	29:07:12.6	15.86	27471	45	Sc		OCS	Sb
10:18:47.58	29:41:13.6	15.23	24768	36	E		OCS	E
10:19:19.37	29:41:15.8	15.61	42929	44	E	CG	OCS	Sc
10:19:58.93	29:24:01.2	15.81	24486	65	Sc		OCS	Sc
10:20:20.10	29:24:41.9	16.02	24530	62	Sb		OCS	S0
10:20:34.96	29:14:10.9	15.56	14672	57	E		OCS	E
10:20:44.03	29:41:56.2	16.17	28946	51			DCS	
10:20:46.83	29:01:19.5	16.35	56168	-1			DCS	
10:20:52.85	29:02:07.3	16.19	55723	50			DCS	
10:21:26.53	28:59:24.6	15.72	22405	85	Sc		OCS	
10:22:27.29	28:56:23.0	15.53	26856	64	Sa		OCS	
10:22:40.96	29:20:46.8	16.24	15729	80			DCS	

Table 1—Continued

RA 1	Dec 2	$R_{KC}$ 3	$cz$ 4	$czerr$ 5	Type 6	notel 7	sample 8	note2 9
10:23:48.52	29:21:25.3	16.34	46810	83			DCS	
10:23:55.09	29:02:45.3	16.17	15378	52			DCS	
10:24:09.94	28:49:13.9	15.60	22426	60	E		OCS	
10:24:24.35	28:50:53.8	16.03	14783	41	SBb		OCS	
10:25:10.28	29:17:17.6	16.34	27569	109			DCS	
10:26:23.48	29:01:46.0	16.30	22394	34			DCS	
10:27:30.91	29:17:20.2	16.23	23596	52			DCS	
10:28:10.68	29:25:28.2	16.06	27411	54	Sc		OCS	
10:28:18.07	29:28:46.0	15.16	18155	55	E		OCS	
10:28:18.54	29:32:17.4	16.16	18281	76			DCS	
10:28:35.27	29:09:10.3	15.85	13848	95	SBb		OCS	
10:28:58.79	29:07:35.5	15.87	26923	93	Sa		OCS	
10:29:01.30	29:38:05.2	15.08	11053	42	Sa		OCS	
10:29:20.18	29:29:32.3	11.10	1366	10	Sc		OCS	
10:29:26.26	28:46:55.1	15.32	23219	53	E		OCS	
10:29:32.49	29:20:45.0	16.18	26863	45			DCS	
10:29:36.52	28:49:37.8	16.22	13670	111			DCS	
10:29:38.53	29:13:54.4	16.37	22141	59			DCS	
10:30:44.35	28:55:27.0	16.24	58717	82			DCS	
10:31:06.78	28:47:48.3	13.11	1440	150	E		OCS	
10:31:34.31	28:47:01.6	16.36	18111	43			DCS	
10:32:33.87	29:34:53.1	15.99	25206	43	Sc		OCS	
10:33:15.51	29:22:24.2	15.67	28058	32	Sc		OCS	
10:33:39.64	28:59:03.4	14.91	16408	36	Sa		OCS	
10:34:14.18	28:49:04.2	15.02	16416	34	S0		OCS	
10:34:26.07	28:50:19.5	15.96	12874	38	S0	NS	OCS	
10:34:46.63	28:47:06.6	16.05	13300	150	Sc		OCS	
10:34:47.43	29:43:37.5	16.10	23495	52	E		OCS	
10:35:17.64	29:26:51.0	15.65	6378	45	Sc		OCS	
10:35:34.23	29:30:57.8	15.99	21464	30	Sc		OCS	
10:35:43.35	29:35:31.1	15.08	4503	43	Sa		OCS	
10:35:53.92	28:53:18.7	16.05	28070	52	E		OCS	
10:36:02.60	28:53:33.7	16.00	28208	81	Sb		OCS	
10:36:04.51	29:00:13.1	16.18	18724	54			DCS	
10:36:29.02	28:51:30.1	15.43	25138	58	E		OCS	
10:36:36.77	29:28:02.8	16.32	34086	82			DCS	
10:36:41.52	28:57:44.6	16.19	10910	49			DCS	
10:37:00.71	28:49:56.5	14.29	12998	44	Sc		OCS	
10:37:02.86	28:50:58.3	15.71	33966	68	E		OCS	
10:37:06.12	29:19:51.2	16.36	28750	76			DCS	
10:37:10.43	29:18:44.3	16.03	21370	38	Sc		OCS	
10:37:10.54	29:00:57.8	15.56	42282	43	E		OCS	
10:37:15.91	29:34:54.7	15.88	17238	38	Sc		OCS	
10:38:05.86	29:16:06.7	15.81	20488	50	Sa	NS	OCS	
10:38:23.19	28:57:28.9	15.94	25465	38	E		OCS	
10:38:31.86	28:50:00.7	15.40	24927	40	Sc		OCS	
10:38:40.79	29:12:08.1	15.74	10946	59	Sc		OCS	
10:38:44.83	29:03:25.2	16.28	51332	82			DCS	
10:38:47.63	29:06:51.1	15.10	6322	45	Sc		OCS	edgeon
10:38:56.06	28:48:45.5	15.48	25110	60	Sb		OCS	
10:39:17.87	29:29:29.5	15.96	23282	51	Sb		OCS	
10:39:21.60	28:55:40.1	16.20	13250	38			DCS	
10:39:27.59	29:39:28.8	16.19	41913	58			DCS	
10:40:04.88	29:19:22.0	16.12	29942	65	E		OCS	
10:40:12.66	29:14:32.7	16.03	20526	71	E		OCS	

Table 1—Continued

RA 1	Dec 2	$R_{KC}$ 3	$cz$ 4	$czerr$ 5	Type 6	note1 7	sample 8	note2 9
10:40:17.10	29:03:16.1	16.35	29943	77			DCS	
10:40:24.32	29:00:16.4	16.13	23280	57			DCS	
10:40:28.96	28:53:13.1	14.45	14460	39	Sc		OCS	
10:41:32.84	29:43:22.4	15.57	10790	57	Sc		OCS	edgeon
10:41:47.49	28:52:47.4	15.51	25246	69	SBc		OCS	
10:41:51.79	28:51:00.9	16.08	25213	55	Sc		OCS	
10:42:10.15	28:57:21.2	16.12	14532	45	E		OCS	
10:42:37.58	28:59:41.3	15.25	21419	55	E		OCS	
10:43:00.44	29:06:04.6	14.82	10598	25	SBb		OCS	
10:43:13.81	29:15:45.3	15.74	13547	94	Sc		OCS	Sc
10:43:27.27	29:10:04.7	14.86	10901	54	SBb		OCS	SBb
10:43:45.08	29:42:07.7	15.67	15352	41	S0		OCS	E
10:44:27.39	29:43:58.5	16.32	10281	-1			DCS	
10:45:06.38	29:12:32.1	15.91	6204	45	Sb		OCS	E
10:45:15.43	29:27:14.2	15.24	16690	75	Sc		OCS	Sc
10:45:20.14	29:29:10.6	15.90	9835	33	E		OCS	E
10:45:24.41	29:13:08.7	14.02	6359	38	Sa		OCS	Sa
10:45:44.22	29:17:33.8	15.83	38450	44	E		OCS	E
10:45:52.07	29:04:56.7	16.02	23669	52	E		OCS	Sa
10:45:57.97	28:56:08.6	15.64	10612	37	E		OCS	E
10:46:11.61	29:02:14.7	15.67	6106	50	Sc		OCS	Sc
10:46:17.49	29:21:36.2	14.87	14111	60	SBb		OCS	Sb companion?
10:46:21.17	29:25:10.8	16.00	42310	38	Sc		OCS	E
10:46:24.41	28:56:39.7	15.79	21292	65	Sc		OCS	Sc
10:46:57.88	29:17:55.7	15.70	14107	52	Sc		OCS	
10:47:09.46	29:20:25.9	16.22	15193	154				
10:47:13.76	29:19:17.6	15.39	15203	52	Sa		OCS	
10:47:35.55	29:26:42.2	16.31	33368	60			DCS	
10:48:35.62	29:42:18.2	15.61	8799	17	Irr		OCS	I
10:49:17.52	29:33:38.6	15.76	10546	101	S0		OCS	
10:49:22.16	29:17:20.0	16.07	33715	62	E		OCS	
10:49:26.55	29:22:56.1	15.65	15228	48	E		OCS	
10:49:40.28	29:21:52.9	15.48	24703	80	Sb		OCS	
10:49:45.88	29:01:19.4	15.39	9439	27	Sc		OCS	
10:50:16.57	29:29:08.3	16.09	15154	60	E		OCS	
10:50:19.14	29:22:48.5	16.06	10435	71	Sc		OCS	
10:50:53.49	29:42:57.3	16.07	34899	56	Sc		OCS	
10:51:16.36	28:56:43.0	16.07	35348	89	E		OCS	
10:52:05.12	28:54:11.9	16.26	26762	107				
10:52:59.37	28:49:18.2	16.19	36478	70				
10:53:09.35	28:47:56.7	16.13	35281	70	S0		OCS	
10:53:22.66	29:19:38.0	16.02	10436	47	Sc		OCS	
10:54:00.00	29:25:37.8	14.96	15583	47	Sc		OCS	
10:54:19.32	29:42:04.3	14.33	9232	50	Sc		OCS	
10:54:35.63	28:52:35.1	16.21	19063	43			DCS	
10:55:00.62	29:32:36.2	14.07	14470	62	Sc		OCS	
10:55:09.41	29:30:01.5	15.75	21503	69	Sb		OCS	
10:55:13.08	29:29:24.6	16.14	21322	120				
10:55:36.37	29:14:09.5	16.39	42244	238				
10:56:09.35	29:40:13.6	15.27	15504	78	Sb		OCS	
10:56:31.40	29:32:51.4	15.39	10564	53	E		OCS	
10:56:51.30	29:32:51.1	16.18	32219	83				
10:57:00.45	29:37:19.9	16.17	10338	52				
10:57:51.39	29:39:08.9	14.88	16033	49	E		OCS	
10:58:15.22	29:34:06.5	16.21	21363	56				

Table 1—Continued

RA 1	Dec 2	$R_{KC}$ 3	$cz$ 4	$czerr$ 5	Type 6	note1 7	sample 8	note2 9
10:58:20.41	29:29:28.9	15.54	21631	61	Sc		OCS	
10:58:21.61	29:38:39.6	15.28	16020	66	E		OCS	
10:58:44.70	29:30:40.7	15.37	21488	73	E		OCS	
11:00:12.42	29:37:16.1	15.50	14361	38	S0		OCS	
11:00:24.33	28:58:30.7	9.97	681	1	Sb		OCS	
11:00:29.45	29:36:22.9	15.98	21355	51	Sb		OCS	
11:00:31.97	29:41:46.3	14.12	10361	38	Sb		OCS	
11:00:33.30	29:28:03.6	15.78	32120	70	Sa	NS	OCS	
11:00:42.54	29:36:01.8	16.23	10317	45			DCS	
11:00:44.43	29:06:46.0	15.60	2390	20	Pec		OCS	Irr?
11:01:05.14	29:43:49.5	14.98	10202	48	Sc		OCS	
11:01:32.89	29:38:08.4	15.20	10340	40	S0		OCS	
11:01:38.86	28:50:39.4	15.35	10333	22	Sc		OCS	edgeon
11:01:40.59	29:43:21.4	16.13	12478	53	Sa		OCS	
11:01:51.03	29:08:03.5	16.16	21344	52				
11:01:54.28	29:15:00.0	16.12	21255	51	E		OCS	
11:02:06.51	29:30:01.2	16.26	31901	100			DCS	
11:02:14.04	29:13:21.3	15.78	21510	49	E		OCS	
11:02:15.68	29:07:25.4	15.33	31778	44	E		OCS	
11:02:21.51	29:39:32.8	15.02	10058	49	Sa		OCS	
11:02:28.56	29:34:37.8	14.64	10357	65	Sb		OCS	
11:02:28.93	29:17:30.8	15.76	21506	85	Sc		OCS	
11:02:29.57	29:07:51.4	16.18	21339	85			DCS	
11:02:36.79	29:15:06.9	16.07	21431	34	E		OCS	
11:02:38.41	29:15:25.5	15.45	21582	46	E		OCS	
11:02:41.23	29:24:53.8	16.38	9669	96			DCS	
11:02:51.51	29:02:00.9	15.78	21487	46	E		OCS	
11:02:52.84	29:16:33.9	15.93	21469	36	S0		OCS	
11:03:05.09	28:55:04.5	15.95	21408	70	E		OCS	
11:03:06.41	28:48:52.7	16.19	40096	88				
11:03:07.22	29:15:05.0	16.16	21422	38			DCS	
11:03:19.32	29:25:24.2	16.00	12421	38	Sc		OCS	
11:03:43.16	29:14:31.9	15.33	19718	40	E		OCS	
11:03:43.51	28:53:12.5	12.15	707	52	Sc		OCS	
11:03:45.59	29:29:59.6	15.90	21734	46	Sb		OCS	
11:03:55.81	28:46:11.5	16.00	20553	61	Sa		OCS	
11:03:58.67	29:36:05.7	15.83	8691	22	Sc		OCS	
11:04:22.20	28:59:23.4	16.12	10254	66	E		OCS	group of 3
11:04:29.12	29:04:27.3	14.10	9918	85	Sc		OCS	
11:04:35.73	29:31:10.4	13.90	9150	30	Sb		OCS	
11:04:36.73	29:13:20.3	15.50	21133	91	Sc		OCS	
11:04:58.32	29:08:17.6	14.75	625	52	Sa		OCS	
11:05:36.33	29:08:21.6	16.41	21418	64				
11:05:40.86	29:08:49.0	14.75	9553	50	SBb		OCS	
11:05:53.79	28:48:01.6	14.17	9980	55	Sc		OCS	edgeon
11:05:56.17	29:34:37.7	15.98	10416	16	Sc		OCS	
11:06:10.37	28:44:24.4	16.20	10156	64				
11:06:21.57	29:15:53.7	15.84	31593	70	E		OCS	
11:06:21.95	29:15:03.2	16.36	31660	69				
11:06:43.69	29:19:26.7	15.47	9280	34	Sc		OCS	
11:07:02.37	29:06:24.5	15.61	8849	18	SBc		OCS	
11:07:02.62	28:54:41.2	15.97	21082	92	E		OCS	
11:07:12.79	28:46:55.7	14.66	9587	64	Sa		OCS	
11:07:21.62	28:50:15.7	16.28	19362	294				
11:08:12.20	28:53:32.8	16.33	21247	97				

Table 1—Continued

RA 1	Dec 2	$R_{KC}$ 3	$cz$ 4	$czerr$ 5	Type 6	note1 7	sample 8	note2 9
11:08:14.04	28:51:44.2	16.33	10548	60				
11:08:15.95	28:50:38.2	15.61	9303	61	Sc		OCS	edgeon
11:08:22.97	29:14:27.7	16.06	63645	43	E		OCS	
11:08:42.06	28:57:02.0	15.11	10313	36	E		OCS	
11:08:43.44	29:13:26.3	15.03	23454	90	Sc		OCS	
11:08:47.48	29:07:56.6	15.76	23527	69	E		OCS	
11:08:52.32	29:09:26.6	15.84	23492	70	E		OCS	
11:09:05.33	29:07:55.3	15.99	9686	81	Sc		OCS	edgeon Sc
11:09:05.55	29:12:18.1	16.29	23172	59				
11:09:14.24	29:33:19.3	15.57	10422	47	Sa		OCS	Sa
11:09:14.36	29:29:43.7	16.37	22049	52				
11:09:16.50	28:52:27.8	16.29	10110	44				
11:09:25.87	29:34:11.0	13.51	10427	25	E		OCS	E
11:09:26.58	29:14:15.5	15.84	14140	38	Sc		OCS	Sb edgeon
11:09:27.10	28:46:44.2	16.19	10622	79				
11:09:34.26	29:02:44.1	16.32	43448	142		NS		
11:09:41.67	28:54:54.1	14.63	9624	36	E		OCS	S0
11:09:42.35	29:11:57.3	16.29	24639	49				
11:09:49.99	28:43:47.3	16.39	10928	38				
11:09:50.34	28:58:16.9	14.97	9658	39	Sb		OCS	Sc edgeon
11:10:14.58	29:26:23.8	15.88	9770	42	Sc		OCS	Sc
11:10:17.03	28:47:25.3	16.30	11092	27				
11:10:17.21	29:02:40.4	15.40	7512	45	E		OCS	E
11:10:29.65	29:26:28.9	15.28	8565	44	Sa		OCS	Sa
11:10:31.65	28:47:25.6	15.79	10072	32	Sa		OCS	
11:10:37.49	28:43:57.4	14.38	9234	34	E		OCS	
11:10:38.57	28:46:01.4	12.54	10521	30	Sb		OCS	companion
11:10:42.27	28:53:57.3	16.18	10277	52				
11:10:49.24	29:39:30.3	15.70	10303	46	S0		OCS	Sb
11:10:50.82	28:47:40.9	16.24	9952	33				
11:10:51.99	29:34:08.0	14.73	10141	38	Sb		OCS	Sb edgeon
11:10:55.88	29:19:39.8	15.38	8837	55	Sc		OCS	SBb
11:10:59.48	28:44:42.1	15.16	9809	34	E		OCS	Sb
11:10:59.80	29:20:11.3	14.42	8720	49	Sc		OCS	Sc
11:11:15.32	28:56:58.5	15.61	9039	73	Sb		OCS	
11:11:20.09	29:01:15.1	15.79	9285	55	S0		OCS	
11:11:24.18	28:43:49.4	14.37	9607	32	Sc		OCS	E
11:11:34.29	28:45:18.0	15.64	9498	55	Sc		OCS	Sa
11:11:34.81	28:48:33.6	15.84	9520	44	Sa		OCS	Sb
11:11:35.37	28:44:42.1	14.73	8564	81	Sa		OCS	Sc
11:11:39.02	28:49:12.1	16.07	9792	100	S0		OCS	Sb
11:11:48.76	29:40:22.4	14.76	17019	45	Sc		OCS	Sa
11:11:58.79	29:28:42.5	15.94	10240	38	E		OCS	E
11:11:59.66	29:25:40.5	15.64	8653	42	Sc		OCS	Sc
11:12:01.74	28:48:31.4	16.16	10053	50				
11:12:10.51	29:27:46.9	15.56	23876	37	Sc		OCS	Sc
11:12:37.85	29:15:38.7	15.98	31471	96	E		OCS	
11:12:47.19	29:39:58.4	15.27	13030	43	Sc		OCS	
11:12:53.23	29:25:38.9	15.97	31722	46	Sc		OCS	
11:12:53.88	28:48:42.1	15.44	31638	45	E		OCS	
11:12:57.79	29:30:29.3	16.01	16967	75	Sc		OCS	
11:13:01.64	28:45:01.6	14.92	8719	92	E		OCS	
11:13:09.53	28:47:33.5	15.69	8471	16	E		OCS	
11:13:26.75	28:57:09.6	14.91	10255	44	S0		OCS	
11:13:30.40	29:40:05.6	16.06	13667	42	Sc		OCS	

Table 1—Continued

RA 1	Dec 2	$R_{KC}$ 3	$cz$ 4	$czerr$ 5	Type 6	note1 7	sample 8	note2 9
11:13:55.57	29:21:13.5	16.12	18101	38	Sa		OCS	
11:13:59.39	29:28:48.1	14.78	14063	37	S0		OCS	
11:14:11.08	29:15:15.5	15.73	13974	50	E		OCS	
11:14:19.94	29:26:40.7	16.06	21233	52	Sb		OCS	
11:14:29.33	29:15:15.2	15.66	14440	61	Sc		OCS	
11:14:34.10	29:32:42.1	14.48	14054	58	Sa		OCS	
11:14:34.23	28:55:10.8	15.60	12098	33	Sc		OCS	
11:14:38.91	29:05:25.8	15.46	13924	42	Sc		OCS	
11:14:40.80	29:30:33.5	15.90	14026	82	Sc		OCS	
11:14:44.03	29:13:10.9	15.34	13747	43	Sc		OCS	
11:15:01.75	29:09:19.8	14.94	13622	43	E		OCS	
11:15:10.16	29:31:48.6	13.66	14885	32	Sc		OCS	
11:15:13.18	29:16:16.3	15.00	21088	36	Sc		OCS	
11:15:18.30	29:31:37.9	14.58	14064	31	S0		OCS	
11:15:21.66	28:43:47.6	15.51	21015	53	E		OCS	
11:15:24.19	29:08:53.6	15.65	15018	41	Sc		OCS	
11:15:25.25	29:27:39.5	15.31	13923	43	Sa		OCS	
11:15:25.76	29:33:44.6	15.56	14297	114	Sc		OCS	
11:15:30.21	29:21:35.9	15.39	14017	37	S0		OCS	
11:15:31.88	29:27:43.5	15.85	14035	49	Sa		OCS	
11:15:32.56	29:31:38.4	15.38	14195	92	Sc		OCS	
11:15:36.78	29:01:47.8	15.51	14210	43	S0		OCS	
11:15:43.19	29:26:36.6	15.40	8491	39	Sc		OCS	
11:15:45.87	29:22:23.0	15.65	14218	51	E		OCS	
11:15:51.08	29:04:41.3	14.62	14325	38	Sa		OCS	
11:15:51.73	29:16:05.2	15.86	14542	36	S0		OCS	
11:15:52.18	29:15:09.9	15.95	14291	30	Sa		OCS	
11:15:55.48	29:18:20.1	16.01	14123	52	E		OCS	
11:16:03.21	28:47:21.4	14.35	8150	60	Sa		OCS	
11:16:09.47	29:05:13.3	15.45	12614	36	E		OCS	
11:16:11.28	29:10:22.8	16.17	13224	58				
11:16:13.59	29:23:06.0	13.86	8837	30	Sa		OCS	
11:16:13.76	29:15:28.7	16.15	13904	36			DCS	
11:16:17.49	29:13:34.2	14.79	13170	29	S0		OCS	
11:16:21.99	29:26:22.8	15.36	8756	51	S0		OCS	
11:16:22.79	29:15:07.8	13.70	13581	32	S0		OCS	
11:16:25.55	29:16:12.2	15.46	14569	49	E		OCS	
11:16:25.84	29:08:47.5	16.07	13463	41	Sc		OCS	
11:16:27.88	29:11:13.4	15.47	14665	44	S0		OCS	
11:16:27.99	29:22:16.6	15.97	13769	24	Sb		OCS	
11:16:28.09	29:19:35.5	14.27	13860	32	Sc		OCS	
11:16:28.49	29:17:08.8	14.83	14201	63	S0		OCS	
11:16:30.83	29:13:43.4	15.07	14512	43	E		OCS	
11:16:32.33	29:16:33.0	14.81	13879	43	S0		OCS	
11:16:32.35	28:46:34.7	15.43	7057	39	E		OCS	
11:16:33.39	29:18:44.5	15.02	13889	44	S0		OCS	
11:16:33.88	28:46:06.4	14.98	7009	36	E		OCS	
11:16:34.65	29:15:16.6	14.98	14599	33	E		OCS	
11:16:35.05	29:14:58.6	15.28	15057	28	E		OCS	
11:16:38.62	29:18:46.9	15.99	14840	29	E		OCS	
11:16:43.21	29:19:44.3	15.60	15188	50	Sa		OCS	
11:16:56.98	29:16:02.6	15.91	14306	44	Sa		OCS	
11:17:00.41	29:08:25.1	14.40	13986	33	Sa		OCS	
11:17:01.26	29:13:01.0	15.94	13622	29	E		OCS	
11:17:01.92	29:05:56.4	14.79	14181	51	E		OCS	



Table 1—Continued

RA 1	Dec 2	$R_{KC}$ 3	$cz$ 4	$czerr$ 5	Type 6	note1 7	sample 8	note2 9
11:17:06.16	29:31:53.0	15.79	8838	45	Sb		OCS	edgeon
11:17:10.72	29:15:13.4	15.99	14962	34	E		OCS	
11:17:14.41	29:31:13.3	15.45	24484	35	S0		OCS	
11:17:16.28	29:20:08.2	15.83	7111	60	E		OCS	
11:17:16.61	29:28:13.8	16.06	13943	52	E		OCS	
11:17:17.47	28:46:40.1	16.11	0	0			OCS	
11:17:18.67	29:36:09.5	15.37	14584	78	Sb		OCS	edgeon
11:17:20.89	29:28:11.0	15.70	14615	43	Sb		OCS	edgeon
11:17:29.04	28:46:43.2	14.94	13818	43	E		OCS	
11:17:33.14	29:21:59.9	15.21	14062	59	E		OCS	
11:17:36.74	28:55:31.3	15.57	13989	39	E		OCS	
11:17:37.06	29:29:44.9	14.81	13592	53	E		OCS	
11:17:44.27	29:36:24.3	15.40	14247	32	E		OCS	
11:17:49.27	28:53:04.6	15.99	13711	26	E		OCS	
11:17:52.66	29:18:15.8	14.52	7023	32	S0		OCS	
11:17:52.71	29:25:12.9	15.71	14380	37	Sa		OCS	
11:17:54.65	29:27:04.0	16.12	14428	38	E		OCS	
11:18:09.36	28:50:47.9	16.16	42075	38				
11:18:09.44	28:53:56.9	15.03	13865	44	E		OCS	
11:18:13.34	28:54:56.6	15.19	20893	35	E		OCS	
11:18:19.96	29:22:46.2	16.16	14252	48			DCS	
11:18:29.27	29:39:44.4	16.13	36178	43	E		OCS	
11:18:33.00	29:07:58.8	16.09	24790	97	Sc		OCS	
11:18:34.22	29:41:08.3	15.90	42201	70	E		OCS	in a pair
11:18:41.83	29:22:37.8	16.02	14848	39	Sb		OCS	edgeon
11:18:49.15	28:55:28.4	15.59	13624	38	S0		OCS	
11:18:54.49	29:10:34.1	15.70	18689	16	Sa		OCS	
11:18:59.37	28:58:54.9	15.96	13943	37	E		OCS	
11:19:10.22	29:00:00.0	15.45	18178	41	Sc		OCS	
11:19:23.42	29:16:01.9	15.98	16832	23	Sc		OCS	
11:19:27.24	29:22:21.0	15.29	18158	44	Sa		OCS	
11:19:32.83	29:01:46.7	15.30	17574	37	Sa		OCS	
11:19:33.01	29:09:58.1	15.77	18011	49	E		OCS	
11:19:34.60	29:10:59.1	13.88	18081	58	S0		OCS	
11:19:35.76	29:09:01.3	15.05	17594	59	E		OCS	
11:19:49.25	29:10:28.2	15.88	14005	61	Sc		OCS	
11:19:51.83	29:04:09.0	15.24	18536	34	Sc		OCS	
11:20:03.08	28:59:37.1	15.19	20831	28	Sa		OCS	
11:20:13.02	28:48:39.0	15.89	17980	66	Sc		OCS	
11:20:18.40	29:15:58.0	16.05	17505	61	Sc		OCS	
11:20:25.22	29:27:46.2	15.78	21716	41	S0		OCS	
11:20:30.47	29:12:02.3	15.15	21999	43	S0		OCS	
11:20:34.43	29:40:42.6	16.17	25367	80			DCS	
11:20:37.91	29:12:02.7	15.24	21982	39	Sa		OCS	edgeon
11:20:39.19	29:41:21.4	15.46	25166	35	Sc		OCS	
11:20:44.31	29:28:47.9	15.97	14383	61	S0		OCS	
11:20:45.73	28:50:25.3	15.05	14163	38	E		OCS	
11:20:49.25	29:04:59.5	15.39	14084	56	Sc		OCS	
11:20:50.03	29:29:21.0	16.04	25119	64	Sc		OCS	
11:20:54.22	29:04:21.4	15.26	14180	75	Sc		OCS	
11:20:56.97	29:37:56.2	15.78	25176	40	Sb		OCS	
11:20:59.62	29:15:22.6	16.10	16934	42	Sa		OCS	
11:21:02.51	29:09:39.3	15.05	9853	44	Sa		OCS	
11:21:03.39	29:38:12.7	15.58	14292	61	Sb		OCS	
11:21:05.36	28:45:38.7	15.59	18140	57	E		OCS	

Table 1—Continued

RA 1	Dec 2	$R_{KC}$ 3	$cz$ 4	$czerr$ 5	Type 6	note1 7	sample 8	note2 9
11:21:14.76	29:11:37.3	15.46	52902	49	E?	NS	OCS	pec.
11:21:18.82	28:59:52.3	15.90	22192	61	S0		OCS	
11:21:48.39	29:26:43.1	14.95	9954	26	Sb		OCS	
11:22:52.58	29:37:38.4	15.83	25145	88	Sa		OCS	
11:22:54.91	29:31:30.6	16.11	41683	102	Sa		OCS	
11:22:55.88	28:54:20.2	15.87	22202	35	Sc		OCS	
11:22:59.89	29:39:29.3	16.11	14720	36	Sc		OCS	edgeon
11:23:11.42	29:35:54.1	13.98	14155	42	Sc		OCS	edgeon
11:23:32.78	29:13:47.8	15.58	21866	15	E		OCS	
11:24:04.78	29:18:59.8	15.42	34546	52	E		OCS	
11:24:21.37	29:20:20.4	15.94	25331	24	Sc		OCS	
11:24:48.54	28:45:07.0	14.30	14589	68	Sc		OCS	Pec.?
11:25:53.03	29:06:11.7	15.76	13955	32	E		OCS	
11:26:25.97	29:42:35.6	16.05	32320	45	E		OCS	
11:26:26.66	29:23:49.2	14.88	6834	19	Sb		OCS	
11:27:08.58	29:07:30.7	14.73	25555	54	S0		OCS	
11:28:00.59	29:30:38.7	12.17	2501	10	Sc		OCS	
11:28:03.99	29:30:37.4	15.98	2219	18	E		OCS	
11:28:04.94	28:49:22.5	16.05	26028	52	E		OCS	
11:28:33.74	28:45:24.5	15.79	41171	49	Pec		OCS	interacting?
11:29:01.22	28:49:14.5	14.83	6903	62	Sc		OCS	edgeon
11:29:27.92	28:45:24.7	16.13	24479	56	E		OCS	
11:29:46.15	29:23:45.1	16.10	30864	137	Sb		OCS	
11:31:00.53	29:40:18.1	14.50	15693	59	SBb		OCS	
11:31:04.08	29:18:06.2	14.18	9183	31	Sb		OCS	edgeon
11:31:08.68	29:25:56.6	15.77	13981	34	SBa		OCS	
11:32:05.94	29:20:12.2	15.91	36436	40	Sa		OCS	
11:32:37.60	29:15:50.5	15.90	62058	65	Sc	CG	OCS	
11:32:47.79	28:56:47.5	15.96	41444	78	E		OCS	
11:32:52.90	28:57:36.2	15.85	40695	55	E		OCS	
11:33:03.25	28:47:01.2	15.99	31449	49	Sb		OCS	
11:33:03.78	29:42:03.7	16.12	13949	32	Sc		OCS	
11:33:17.89	29:20:14.2	15.31	18011	65	Sc		OCS	
11:33:26.88	28:56:21.8	14.32	10028	60	SBb		OCS	
11:33:40.56	29:29:06.3	15.88	24251	30	Sc		OCS	
11:33:41.64	29:29:31.4	15.71	24153	63	Sc		OCS	
11:33:55.99	29:41:37.6	16.17	24493	35			DCS	
11:33:57.44	28:59:14.1	15.49	9918	54	Sb		OCS	edgeon
11:34:11.42	29:37:37.6	16.07	24167	49	E		OCS	
11:34:20.96	28:56:20.4	15.80	30579	57	Sc		OCS	
11:35:11.93	29:33:50.5	16.07	14180	97	Sc		OCS	Sc
11:35:17.00	29:33:12.1	15.97	39706	30	Sc		OCS	Sb
11:35:31.09	29:10:42.9	15.99	20480	31	Sc		OCS	edgeon Sc
11:36:04.89	29:41:55.8	15.54	20655	72	Sc		OCS	Sb
11:36:32.22	28:59:20.2	16.20	37838	67				
11:36:35.89	29:32:39.4	15.64	24092	44	E		OCS	E
11:37:09.52	28:46:21.1	16.16	37710	49				
11:38:10.62	29:32:38.1	15.56	39201	53	Sa		OCS	Sa
11:38:40.15	29:17:13.7	16.20	38521	85		CG		
11:39:21.25	29:06:13.0	16.04	36030	98	Sb		OCS	
11:40:39.17	28:51:49.0	13.93	6825	32	SBb		OCS	
11:41:33.47	28:46:59.8	16.16	21680	53				
11:42:14.13	28:50:29.2	15.85	29812	18	E		OCS	
11:44:05.41	29:30:52.3	16.08	29005	58	S0		OCS	
11:44:12.16	28:57:03.3	15.82	22782	33	Sa		OCS	

Table 1—Continued

RA 1	Dec 2	$R_{KC}$ 3	$cz$ 4	$czerr$ 5	Type 6	note1 7	sample 8	note2 9
11:44:32.96	29:20:55.0	15.52	23158	74	E		OCS	
11:45:18.08	29:38:53.8	15.67	28671	60	E		OCS	
11:45:39.65	29:34:38.9	15.91	28687	44	E		OCS	
11:45:46.74	29:28:16.8	15.50	9965	53	Sb		OCS	
11:45:58.40	29:19:57.2	15.00	6861	75	Sb		OCS	edgeon
11:45:59.65	29:27:57.1	15.64	28635	33	Sc		OCS	
11:46:02.11	29:35:18.3	16.04	9973	90	Sa		OCS	
11:46:26.32	28:53:19.8	16.15	44736	144				
11:47:07.89	29:34:38.5	13.41	6588	30	Sa		OCS	
11:47:08.09	29:37:26.1	15.65	6610	33	S0		OCS	
11:47:38.75	29:23:02.8	15.86	16627	60	Sa		OCS	
11:47:41.86	29:22:38.7	16.13	16328	39	Sb		OCS	
11:48:00.63	29:07:20.5	16.20	13983	35				
11:48:10.70	29:16:42.7	16.12	15273	48	E		OCS	
11:48:17.62	29:21:01.5	15.54	13948	61	Sc		OCS	
11:48:26.81	29:06:30.3	15.17	15534	39	E		OCS	
11:48:30.84	29:06:14.8	16.01	15209	36	E		OCS	
11:48:30.98	29:05:51.9	15.92	15669	35	Sc		OCS	edgeon
11:48:45.96	29:38:28.3	14.20	6900	62	Sa		OCS	
11:48:55.19	29:01:09.5	15.97	27532	27	Sb		OCS	
11:48:56.47	29:10:40.1	16.14	24755	55				
11:49:49.40	29:12:59.8	15.48	13811	45	Pec		OCS	interacting?
11:49:52.00	29:37:39.9	16.09	16858	70	Sc		OCS	edgeon
11:49:52.20	29:25:38.7	14.20	21271	48	SBc		OCS	
11:49:56.10	28:58:56.9	14.76	12810	39	Sc		OCS	edgeon
11:49:56.43	29:17:01.4	15.10	15340	43	E		OCS	
11:50:11.44	29:16:03.4	15.78	10140	60	Sa		OCS	
11:50:21.14	29:00:24.7	15.85	15228	65	Sc		OCS	
11:50:47.63	29:09:16.1	16.10	13517	46	E		OCS	
11:50:56.13	29:02:06.5	15.94	21216	41	E		OCS	
11:51:01.63	29:01:46.9	14.96	8543	48	Sc		OCS	
11:51:05.43	29:17:19.8	16.15	16656	61				
11:51:18.84	28:48:14.4	16.00	40163	49	E		OCS	
11:51:31.89	29:14:48.5	16.05	16877	52	Pec		OCS	interacting?
11:51:44.62	29:16:39.8	15.43	13502	43	cD?		OCS	In clust
11:52:13.67	29:04:33.2	15.79	8570	80	Sc		OCS	
11:52:29.19	29:19:55.0	16.18	31750	102				
11:52:47.25	29:19:42.0	13.35	8639	34	S0		OCS	
11:52:57.99	29:02:13.8	16.14	31848	59				
11:53:43.81	29:15:10.5	14.90	16872	54	Sc		OCS	
11:54:04.16	29:33:46.2	16.01	13185	117	E		OCS	
11:54:37.92	28:58:39.6	15.94	8439	20	Sc		OCS	
11:54:48.13	29:35:51.7	15.70	13180	43	Sb		OCS	
11:54:55.77	29:20:33.5	15.98	6431	63	E		OCS	
11:55:15.16	29:15:48.9	15.83	17254	50	Sc		OCS	
11:55:36.60	29:21:04.2	15.62	13737	53	E		OCS	
11:56:10.78	28:46:09.6	15.44	21180	54	Sc		OCS	
11:56:40.55	29:21:01.3	15.96	40099	42	Sc		OCS	
11:56:41.42	28:50:09.0	15.73	21268	70	Sc		OCS	edgeon
11:56:45.88	28:51:40.1	15.54	21261	17	Sc		OCS	
11:57:35.63	29:14:12.9	15.81	6725	16	Sc		OCS	
11:57:51.62	29:02:21.9	14.61	6408	10	Sc		OCS	
11:58:51.37	28:59:05.7	15.45	14807	19	Sc		OCS	
11:59:48.60	29:38:26.2	14.88	8654	33	Sb		OCS	
11:59:48.80	29:09:28.5	15.88	25054	63	Sc		OCS	

Table 1—Continued

RA 1	Dec 2	$R_{KC}$ 3	$cz$ 4	$czerr$ 5	Type 6	note1 7	sample 8	note2 9
12:00:24.86	28:54:57.2	16.09	21133	35	Sa		OCS	
12:00:28.79	29:09:13.7	15.59	24136	37	E		OCS	
12:00:31.93	29:00:17.0	15.20	24000	38	E		OCS	
12:00:35.48	29:11:45.3	15.34	24262	33	Sb		OCS	
12:00:46.09	29:42:55.6	15.71	49542	76	S0		OCS	
12:00:53.87	28:52:39.4	15.65	21214	61	Sc		OCS	Sc
12:00:59.55	29:03:04.7	16.08	24715	46	Sc		OCS	Sc
12:01:05.88	28:59:42.3	15.62	2995	49	Sb		OCS	Sb
12:01:09.95	29:17:20.2	15.65	24196	49	Sc		OCS	Sc
12:01:32.52	28:56:06.8	14.88	17283	35	Sc		OCS	Sc
12:01:44.19	29:25:43.6	16.04	23660	100	Sc		OCS	Sc
12:01:45.07	29:42:37.1	15.70	21533	34	Sb		OCS	Sb
12:01:56.62	29:31:23.6	16.21	21448	61				
12:02:05.32	28:51:27.0	16.00	15320	20	E		OCS	E
12:02:22.57	29:39:04.8	16.10	21366	40	E		OCS	E
12:02:24.45	29:22:33.4	15.80	8306	49	Sc		OCS	Sc
12:02:25.28	29:28:13.4	14.41	3366	61	Sc		OCS	edgeon
12:02:29.42	29:35:17.9	15.97	24125	32	E		OCS	Sa Sb
12:02:29.45	29:00:47.5	15.03	24108	53	S0		OCS	SBa
12:02:29.49	29:02:04.8	15.71	24457	55	E		OCS	Sa
12:02:32.48	29:28:35.3	16.12	21607	61	Sc		OCS	Sc
12:02:45.27	28:51:56.5	15.56	10676	52	Sb		OCS	Sb
12:02:45.53	29:00:04.8	15.69	24585	43	E		OCS	E
12:02:46.06	29:23:00.0	15.81	26022	46	E		OCS	E
12:02:53.43	29:04:13.0	16.02	24487	52	E		OCS	E
12:03:19.71	29:14:28.1	16.04	24200	90	E		OCS	E
12:03:21.38	29:25:09.8	13.79	3568	10	Sc		OCS	Sc edgeon
12:03:34.18	29:41:52.6	15.62	16894	31	Sc		OCS	Sc
12:03:40.27	28:54:33.3	16.24	42735	52				
12:03:40.75	29:37:35.5	15.95	16782	23	Sc		OCS	Sb
12:03:48.50	29:37:46.2	15.90	32389	47	E		OCS	Sc
12:03:50.02	29:42:44.6	15.20	3165	24	Sc		OCS	edgeon Sc
12:04:04.78	28:58:49.4	14.32	913	41	Sc		OCS	Sc
12:04:29.93	28:55:34.7	15.42	24107	38	Sb		OCS	
12:04:35.39	29:39:47.1	16.16	43612	51				
12:05:02.07	28:52:18.9	15.54	8011	61	Sc		OCS	
12:05:02.94	29:02:51.1	16.22	23974	44				
12:05:12.72	28:46:54.7	13.79	3153	20	Sc		OCS	
12:05:29.89	29:11:44.2	15.41	8512	45	E		OCS	
12:06:12.49	29:42:49.8	15.17	21630	58	S0		OCS	
12:06:13.07	29:40:38.2	16.02	21380	40	E		OCS	
12:06:45.53	29:28:11.4	15.84	21600	74	E		OCS	
12:07:25.57	29:08:48.1	15.32	8880	44	E		OCS	
12:07:44.78	29:12:52.5	15.94	21521	33	E		OCS	
12:08:05.15	28:52:40.9	16.26	41280	42				
12:08:40.93	29:10:44.6	15.16	16997	35	Sb		OCS	
12:08:41.21	29:41:03.9	15.40	43120	52	E		OCS	
12:08:43.24	28:44:36.4	16.02	40533	46	Pec		OCS	interacting?
12:08:47.17	29:18:15.6	13.15	3731	25	Sb		OCS	
12:08:50.87	29:22:51.5	14.77	17120	58	E		OCS	
12:09:01.03	29:19:37.0	15.91	27874	70	Sc		OCS	
12:09:01.40	29:15:00.0	13.62	4069	50	Sb		OCS	
12:09:02.47	28:44:20.6	16.28	24350	40				
12:09:09.57	29:16:24.4	15.13	3928	10	SBb		OCS	
12:09:09.97	29:10:37.1	12.78	3828	26	Sc		OCS	

Table 1—Continued

RA 1	Dec 2	$R_{KC}$ 3	$cz$ 4	$czerr$ 5	Type 6	notel 7	sample 8	note2 9
12:09:30.29	28:53:13.8	15.18	21310	65	Sb		OCS	
12:09:32.27	29:30:10.1	15.68	17029	41	Sa		OCS	
12:09:42.53	29:23:10.3	15.77	26917	58	S0		OCS	
12:09:56.33	29:18:07.6	15.44	22525	51	E		OCS	
12:10:36.15	29:00:01.2	16.03	27268	45	Sb		OCS	
12:11:14.59	29:22:40.6	16.02	31012	54	Sc		OCS	
12:11:24.32	28:56:36.6	15.91	24784	15	E		OCS	
12:11:31.86	29:05:21.3	13.86	7987	30	S0		OCS	
12:11:44.35	29:02:31.0	15.96	24468	35	Sa		OCS	
12:11:56.59	29:30:32.2	15.47	27359	38	S0		OCS	
12:12:03.61	29:25:01.2	15.40	6840	45	Sc		OCS	
12:12:18.80	29:10:45.3	12.22	3784	18	S0		OCS	
12:12:21.42	29:12:25.0	15.11	1141	61	Sc		OCS	
12:12:22.46	29:30:27.5	15.96	30642	48	E		OCS	
12:12:24.36	28:49:01.6	13.87	3889	17	Sc		OCS	
12:12:26.93	29:08:56.7	13.75	3980	30	Sb		OCS	
12:12:31.33	29:10:02.9	13.84	3956	20	Sb		OCS	
12:12:42.33	29:24:29.2	15.63	30397	36	E		OCS	
12:13:05.25	29:33:12.7	15.83	40363	41	Sc		OCS	
12:13:13.92	28:50:10.4	13.95	3862	71	Sc	CG	OCS	
12:13:22.01	29:12:59.4	16.00	41825	45	E		OCS	
12:13:28.45	29:15:25.6	15.46	42781	42	E		OCS	
12:13:31.97	29:28:54.8	14.97	3904	61	Sb		OCS	
12:13:32.95	28:51:46.5	15.35	24542	27	E		OCS	
12:13:33.17	29:16:04.9	16.04	42719	22	E		OCS	
12:13:45.32	29:41:02.3	16.08	31721	53	E		OCS	
12:13:47.44	29:30:01.3	16.19	21896	42				
12:14:13.73	29:02:29.5	16.21	42280	42				
12:14:18.21	29:31:44.8	15.09	18971	35	Sb	IP	OCS	
12:14:22.56	29:08:19.4	16.06	33142	47	Sb		OCS	
12:14:45.30	29:18:52.3	16.01	22041	40	E		OCS	
12:15:03.50	29:06:01.4	16.23	31301	38				
12:15:06.91	29:01:09.6	16.28	7445	72				
12:15:15.68	28:50:30.9	16.23	57063	67				
12:15:16.04	29:15:06.1	15.87	40917	66	S0		OCS	
12:15:23.73	29:10:45.6	15.82	9036	49	E		OCS	
12:15:33.78	28:59:04.7	15.98	22004	51	E		OCS	
12:15:36.59	28:59:26.0	15.01	7897	17	Sb		OCS	
12:16:14.06	28:45:44.2	14.05	7823	32	Sc		OCS	edgeon
12:16:44.46	28:45:10.3	16.06	38014	74	Sb		OCS	
12:16:51.37	29:03:15.5	16.07	0	0			OCS	
12:17:03.30	28:54:53.1	15.58	843	61	Sc		OCS	
12:17:36.74	29:36:27.8	11.21	815	39	SBa		OCS	
12:17:56.67	29:07:15.3	15.81	14323	61	Sc		OCS	
12:18:12.19	29:15:07.0	15.62	7680	55	S0		OCS	
12:18:19.32	29:15:12.6	14.97	14330	50	Sc		OCS	
12:18:23.29	28:58:09.0	16.10	22484	48	Sa		OCS	
12:18:35.86	28:48:12.1	15.70	22288	48	S0		OCS	
12:18:41.55	28:49:23.9	16.24	22291	56				
12:18:44.43	29:22:47.3	15.72	8050	75	Sc		OCS	
12:19:32.71	28:56:31.9	15.26	24230	56	E		OCS	
12:19:41.25	28:47:08.7	14.76	7523	61	E		OCS	
12:19:41.27	28:49:31.2	14.16	7549	39	S0		OCS	
12:19:41.57	28:43:28.8	14.27	7701	37	E		OCS	
12:19:43.85	28:51:46.4	13.86	7731	44	Sc		OCS	

Table 1—Continued

RA 1	Dec 2	$R_{KC}$ 3	$cz$ 4	$czerr$ 5	Type 6	note1 7	sample 8	note2 9
12:19:44.02	29:34:48.9	15.40	19471	42	Sb		OCS	
12:19:50.60	29:36:49.2	11.21	920	19	Sb		OCS	
12:20:04.51	28:53:50.0	15.54	7677	48	E		OCS	
12:20:06.76	29:16:49.8	10.38	643	13	E		OCS	
12:20:13.36	29:04:08.8	15.78	19843	48	S0		OCS	
12:20:17.50	29:06:06.5	15.62	703	17	Sc		OCS	
12:20:20.73	29:18:37.8	12.32	1076	9	E		OCS	
12:20:32.16	29:38:18.2	15.54	20288	58	E		OCS	
12:20:42.07	29:20:44.2	13.05	657	39	Sd		OCS	
12:20:59.46	29:07:28.9	15.90	39707	74	E		OCS	
12:21:00.92	29:31:23.0	16.06	17105	70	E		OCS	
12:21:15.15	29:19:31.5	16.01	7611	72	S0		OCS	
12:21:16.57	29:02:20.4	15.45	669	40	Sc		OCS	
12:21:20.11	29:42:55.1	14.87	1139	86	Sc		OCS	
12:21:52.72	28:57:04.8	16.10	0	0			OCS	
12:22:14.80	28:48:45.7	15.03	19319	53	E		OCS	
12:22:19.41	28:49:52.5	14.44	19669	34	SBc		OCS	
12:22:21.81	29:34:51.7	15.80	7877	33	S0		OCS	
12:22:26.25	29:12:29.3	12.37	912	29	Sb		OCS	
12:22:38.88	29:26:17.7	14.22	7892	38	Sb		OCS	
12:23:09.66	29:20:58.6	14.24	659	29	Sc		OCS	
12:23:13.92	28:53:35.9	13.81	525	9	Sc		OCS	
12:23:16.56	28:57:41.9	15.38	18554	66	S0		OCS	
12:25:12.43	29:39:23.1	15.90	22541	44	Pec		OCS	2 gals.?
12:25:20.13	29:28:03.5	15.69	20083	43	Sb		OCS	
12:25:23.42	28:47:03.9	16.07	38001	82	cD?		OCS	in cluster
12:25:25.43	28:56:37.6	15.24	19246	22	Sc		OCS	
12:25:28.05	29:09:49.1	15.32	9122	31	E		OCS	
12:25:47.67	29:39:46.6	15.63	9143	32	Sa		OCS	
12:26:30.76	28:50:48.6	16.19	8058	25				
12:26:39.15	29:37:57.8	16.29	6670	70				
12:26:39.40	29:33:45.1	16.02	0	0	Sc		OCS	
12:27:08.70	28:57:23.1	15.97	7632	19	Sc		OCS	edgeon Sc
12:27:58.86	28:49:43.0	15.02	15031	33	SB0		OCS	S0
12:28:59.26	28:51:42.1	14.64	8019	10	Sc		OCS	edgeon Sc
12:29:18.14	29:00:07.2	15.05	15162	57	E		OCS	double E
12:29:41.36	29:05:42.0	15.99	34240	46	E		OCS	S0? faint
12:29:43.00	29:05:14.2	15.88	34030	75	Sa		OCS	Pec 2 gals.?
12:30:02.60	28:45:29.7	16.21	18865	51				
12:30:26.85	28:59:13.7	16.07	17968	38	Sb		OCS	
12:30:54.10	28:56:20.4	16.38	18474	64				
12:30:56.70	28:51:44.7	15.05	17905	33	E		OCS	
12:31:00.16	28:58:13.8	15.58	18011	40	E		OCS	
12:31:04.29	28:43:31.7	16.22	18255	65				
12:31:04.45	28:51:10.8	14.13	19672	61	SB0	IP	OCS	
12:31:10.08	28:52:03.7	16.40	18972	46				
12:31:17.18	28:53:30.3	16.32	17889	59				
12:31:22.36	29:03:53.0	16.20	17640	62				
12:31:22.92	29:08:11.0	13.71	4551	20	Sc		OCS	edgeon
12:31:24.01	28:51:18.7	14.35	18574	46	S0		OCS	
12:31:55.70	28:49:11.7	15.63	18754	65	E		OCS	
12:32:38.48	28:46:29.4	15.22	15133	33	SBc		OCS	
12:32:41.77	28:44:22.5	16.10	15123	33	Sb		OCS	
12:32:42.94	29:42:43.7	13.48	8111	26	Sc		OCS	
12:32:49.62	28:57:31.2	15.43	8306	16	Sa		OCS	

Table 1—Continued

RA 1	Dec 2	$R_{KC}$ 3	$cz$ 4	$czerr$ 5	Type 6	note1 7	sample 8	note2 9
12:32:50.34	29:35:21.8	16.04	18181	65	S0		OCS	
12:33:28.96	29:02:05.9	15.76	18683	61	Sb		OCS	edgeon
12:33:30.64	28:56:07.9	16.12	0	0			OCS	very faint
12:34:00.37	29:04:44.2	15.27	18529	23	Sc		OCS	
12:34:03.94	29:02:01.7	16.00	18611	52	E		OCS	nearby *
12:34:21.76	29:39:20.1	15.64	15238	20	Sb		OCS	
12:34:45.02	29:14:10.1	15.92	19173	32	Sb?		OCS	
12:35:09.42	28:44:17.6	15.62	29837	51	E		OCS	
12:35:17.00	28:49:01.3	15.83	29681	43	E		OCS	
12:35:24.08	29:29:30.2	14.19	4725	100	Sc		OCS	
12:35:46.83	28:57:50.4	16.32	15278	45				
12:35:49.06	29:11:33.3	14.40	19369	74	E		OCS	
12:36:14.73	29:40:53.7	15.32	15358	20	SBc		OCS	
12:36:19.64	29:03:17.2	15.98	29604	47	Sa		OCS	
12:36:44.79	28:51:09.5	16.32	19792	72				
12:37:00.88	29:39:39.8	16.00	15371	39	E		OCS	
12:37:13.90	29:37:51.2	15.01	758	54	S0		OCS	
12:37:17.68	28:58:40.8	15.26	17123	19	Pec		OCS	2 gals.?
12:38:13.29	28:56:12.8	13.88	7294	10	Sc		OCS	
12:39:14.30	29:43:00.3	15.72	17412	31	Sa		OCS	
12:39:18.98	28:54:15.3	14.02	7321	34	E		OCS	
12:39:49.30	29:11:00.8	15.93	19841	56	E		OCS	
12:40:30.10	28:59:20.9	15.70	16589	47	Sb		OCS	
12:40:30.56	29:11:25.6	15.46	10718	41	S0		OCS	
12:40:56.21	29:27:55.8	13.74	9345	20	Sc		OCS	edgeon
12:41:08.58	29:32:16.0	14.99	6905	31	E		OCS	
12:41:09.33	29:32:18.6	16.01	7194	51	E		OCS	in pair
12:41:30.61	29:32:10.0	16.10	6210	-1	Sc		OCS	edgeon
12:41:35.02	28:50:36.8	16.03	20019	20	E		OCS	
12:43:28.59	29:27:58.5	14.34	9303	66	Sc		OCS	edgeon
12:44:03.36	28:54:03.1	14.54	7265	59	Sc		OCS	edgeon
12:44:30.61	29:14:03.1	16.03	40841	45	Sc		OCS	
12:44:36.63	28:45:57.6	15.45	10437	76	S0		OCS	
12:44:53.74	28:44:10.6	16.08	20167	51	Sa		OCS	
12:45:07.97	29:34:18.8	16.32	14461	72				
12:45:35.29	28:45:42.8	15.46	6930	50	E		OCS	
12:45:37.62	29:18:23.9	16.04	27865	46	Sb		OCS	
12:45:42.83	29:19:54.0	15.91	18371	52	Sb		OCS	
12:45:43.37	29:25:58.8	15.77	6972	72	SBc		OCS	
12:46:01.05	28:48:45.8	15.95	10586	38	Sb		OCS	
12:46:09.05	28:57:29.8	16.37	7084	30				
12:46:46.32	29:23:18.7	16.17	9570	72				
12:47:11.08	29:11:17.3	15.91	6906	33	Sc		OCS	edgeon
12:48:05.83	29:26:36.5	15.35	6991	45	Sc		OCS	
12:48:14.02	28:51:01.6	16.23	30348	81				
12:48:18.12	28:57:04.7	15.19	16852	42	Sb		OCS	
12:48:34.89	28:50:49.3	16.05	6727	62	Pec		OCS	2 gals.?
12:48:42.05	29:27:53.0	15.79	25484	36	S0		OCS	
12:48:42.60	29:14:21.3	15.81	6918	100	Sa		OCS	
12:48:49.45	29:25:26.8	16.13	6829	49	Sb		OCS	
12:48:51.18	28:58:04.1	15.68	10485	42	Sc		OCS	
12:49:23.75	29:19:11.0	15.64	7488	38	Sc		OCS	edgeon
12:49:25.14	28:56:22.0	15.63	17063	47	Sa		OCS	
12:49:38.82	29:19:42.4	15.79	25521	48	S0		OCS	
12:49:40.77	28:45:32.0	16.43	58621	66		CG		

Table 1—Continued

RA 1	Dec 2	$R_{KC}$ 3	$cz$ 4	$czerr$ 5	Type 6	note1 7	sample 8	note2 9
12:50:00.57	28:48:59.0	15.72	17223	44	Sb		OCS	edgeon
12:50:43.16	28:59:00.1	15.76	17062	58	Sc		OCS	edgeon
12:51:01.74	28:55:40.0	14.14	6459	20	SBa		OCS	
12:51:08.89	28:47:17.3	13.37	4765	20	Sc		OCS	edgeon
12:51:25.61	29:41:35.3	15.75	27369	87	SBc		OCS	
12:52:14.76	29:25:42.3	15.25	18577	26	Sc		OCS	Sc
12:52:25.20	28:58:22.1	15.92	17057	82	E		OCS	E
12:53:05.87	29:23:43.0	15.66	18307	112	E		OCS	E
12:53:16.80	28:46:21.3	16.06	57250	60	E?		OCS	v. faint E?
12:53:48.62	29:35:18.3	14.16	13845	64	SBc		OCS	Sb
12:53:49.17	28:56:32.2	15.99	7150	100	E		OCS	E
12:53:51.49	28:58:45.7	14.84	7960	67	Sc		OCS	Sc
12:54:02.52	29:36:13.2	13.54	6419	53	Sc		OCS	edgeon Sc
12:54:06.35	29:14:32.9	16.02	7517	40	Sa		OCS	Sb
12:54:26.55	29:30:25.4	16.31	16840	67				
12:54:40.75	28:56:16.6	11.94	2550	55	Sb		OCS	big Sb
12:54:45.10	28:55:28.1	16.45	2347	67				
12:54:55.40	29:00:44.5	15.71	6295	55	E		OCS	E
12:55:03.56	29:32:10.7	16.00	55273	64	?		OCS	v. faint E?
12:55:02.90	29:32:11.5	17.00	56326	78				
12:55:10.84	29:34:41.6	14.68	7555	32	Sa		OCS	Sa
12:55:34.92	29:00:02.7	15.10	18702	43	Sc		OCS	Sc
12:56:01.72	29:15:11.7	15.15	20394	28	Sb		OCS	SBb
12:56:20.31	29:18:00.1	14.94	6672	28	S0		OCS	
12:56:28.75	29:08:12.8	16.18	9452	-1				
12:56:35.98	28:56:50.8	15.82	18586	19	Sc		OCS	
12:56:50.62	28:55:46.3	14.32	8019	100	Sa		OCS	
12:56:51.21	29:22:41.2	14.72	7193	70	Sc		OCS	
12:56:55.50	28:57:21.8	15.80	20481	35	E		OCS	
12:57:00.12	28:54:12.8	15.65	20517	54	E		OCS	
12:57:01.55	29:03:43.9	14.39	7516	100	Sa		OCS	
12:57:11.36	29:02:40.7	13.86	7460	100	Sb		OCS	
12:57:42.43	29:34:31.6	15.45	27419	116	Sb		OCS	edgeon
12:57:44.12	29:01:12.4	15.52	8129	54	Sa		OCS	
12:57:47.04	29:08:58.0	14.81	7151	20	S0		OCS	
12:57:49.96	29:39:15.0	13.99	5304	100	Sc		OCS	
12:58:05.70	29:01:01.6	15.82	7766	43	Sb		OCS	edgeon
12:58:13.34	28:56:53.3	14.18	7560	100	Sc		OCS	edgeon
12:58:26.85	29:36:43.7	14.58	5757	46	S0		OCS	
12:58:27.85	28:58:26.3	15.24	7123	46	E		OCS	
12:58:30.19	28:51:30.9	14.73	7981	55	Sa		OCS	
12:58:35.53	28:52:43.4	16.46	27048	67				
12:58:43.19	28:54:35.9	14.69	8308	29	S0		OCS	
12:58:47.95	28:50:36.8	15.91	25444	86	E		OCS	
12:59:00.28	29:11:00.9	16.08	18327	34	E		OCS	
12:59:26.21	29:08:45.3	15.86	18526	80	E		OCS	
12:59:39.08	29:06:21.5	15.66	49504	57	S0		OCS	
12:59:39.65	28:53:53.1	14.74	6210	24	Sa		OCS	
12:59:40.03	28:55:36.2	14.17	5901	100	S0		OCS	
12:59:46.16	29:13:29.6	16.29	54242	104				
13:00:13.31	29:37:12.2	15.67	25355	53	E		OCS	
13:00:14.00	28:49:40.5	13.91	7355	67	S0		OCS	
13:00:21.34	29:34:48.5	16.38	25033	70				
13:00:25.66	28:52:02.4	14.09	6812	59	E		OCS	
13:00:31.26	28:57:01.6	16.30	6995	67				



Table 1—Continued

RA 1	Dec 2	$R_{KC}$ 3	$cz$ 4	$czerr$ 5	Type 6	note1 7	sample 8	note2 9
13:00:39.66	29:01:09.8	13.19	7275	15	Sc		OCS	
13:00:47.63	29:12:02.2	16.24	9246	60				
13:00:53.81	29:15:44.5	15.97	54006	56	E?	CG	OCS	v. faint
13:00:58.54	29:37:34.5	15.82	25349	66	S0		OCS	
13:01:09.29	29:28:44.4	15.60	25192	100	Sa		OCS	edgeon
13:01:15.38	29:22:12.1	16.01	26458	45	E		OCS	
13:01:15.75	28:52:19.5	15.92	7267	38	Sb		OCS	
13:01:19.64	29:11:00.6	15.95	18134	21	E		OCS	
13:01:22.04	29:20:22.9	16.26	26256	-1				
13:01:23.11	29:00:35.4	16.18	26760	78				
13:01:24.04	29:22:43.1	16.00	26274	45	E		OCS	
13:01:33.71	29:07:48.6	13.22	7387	25	S0		OCS	
13:01:41.57	29:22:51.8	16.35	17239	42				
13:01:42.56	29:04:47.6	16.02	49911	90	Pec		OCS	interacting pair faint
13:01:43.28	29:10:41.8	16.22	7061	45				
13:01:43.38	29:02:40.3	13.33	7099	6	Sb		OCS	
13:01:43.97	28:59:57.2	14.68	6484	48	Sc		OCS	
13:01:46.71	29:04:35.7	16.37	49902	-1				
13:01:55.81	29:19:21.4	15.45	7144	59	S0		OCS	
13:02:04.19	29:15:12.2	13.99	7412	100	Sb		OCS	edgeon
13:02:09.98	29:18:17.0	16.27	49992	82				
13:02:27.82	29:29:14.8	16.40	7073	-1				
13:02:29.50	29:12:34.6	16.00	26792	90	Sc		OCS	
13:02:35.51	28:44:42.3	16.01	6166	75	Sb		OCS	
13:02:49.09	29:05:22.5	16.18	24928	-1				
13:03:11.72	28:58:53.9	16.38	24965	48				
13:03:23.12	28:51:51.6	15.53	6614	75	E		OCS	
13:03:28.99	28:59:17.3	15.99	25144	90	Sb		OCS	
13:03:42.19	28:54:18.8	15.19	6680	47	Sa		OCS	
13:04:10.20	29:00:54.7	15.17	6662	83	S0		OCS	
13:04:17.95	29:01:45.7	14.35	6820	43	Sb		OCS	
13:04:22.85	28:48:38.8	14.71	8050	100	Pec		OCS	Sa? interacting?
13:04:23.30	29:22:59.2	15.81	26811	41	E		OCS	
13:04:38.92	29:13:29.0	15.61	5809	68	Sc		OCS	
13:04:45.34	28:45:06.1	16.06	24788	30	Sb		OCS	
13:05:02.50	28:44:20.0	15.35	8361	39	S0		OCS	
13:05:16.42	29:35:14.9	16.44	7170	72				
13:05:23.63	29:30:40.4	15.50	6022	64	E		OCS	
13:05:25.25	29:17:46.8	14.26	7158	100	Sb		OCS	
13:05:32.82	29:00:40.9	14.85	5178	33	Sc		OCS	
13:05:45.42	28:52:16.7	15.97	8021	35	Pec.		OCS	2 spirals?
13:05:53.00	29:35:56.9	16.09	0	0	Sc		OCS	
13:05:58.94	29:01:25.3	15.21	6069	70	Sc		OCS	edgeon
13:06:03.87	29:42:33.9	16.20	6097	67				
13:06:21.46	29:10:11.7	15.22	7301	55	E		OCS	
13:06:22.08	29:39:26.2	14.76	7102	67	Sc		OCS	edgeon
13:06:33.00	29:21:56.6	15.54	7302	72	Sc		OCS	
13:06:33.14	29:11:02.2	15.30	9375	67	Sa		OCS	
13:06:37.75	28:51:02.5	13.91	4837	100	Pec		OCS	2 spirals?
13:06:45.00	29:22:17.0	16.10	7975	51	S0		OCS	
13:06:46.88	29:07:50.6	15.79	7964	64	S0		OCS	
13:07:22.95	29:24:02.9	16.43	5223	39				
13:07:23.43	29:04:23.9	16.33	41533	72				
13:07:39.28	29:01:05.6	15.80	36922	40	Sc		OCS	
13:07:39.90	28:49:43.0	15.93	7970	48	Sa		OCS	edgeon

Table 1—Continued

RA 1	Dec 2	$R_{KC}$ 3	$cz$ 4	$czerr$ 5	Type 6	note1 7	sample 8	note2 9
13:08:03.95	28:59:53.5	16.09	7203	72	Sb		OCS	edgeon
13:08:13.19	28:50:51.8	15.14	17087	52	Sc		OCS	
13:08:14.87	28:44:07.4	16.00	11688	41	S0		OCS	
13:08:21.57	29:13:41.7	15.89	7103	56	Sc		OCS	
13:08:27.96	29:24:19.3	15.44	36931	72	S0		OCS	
13:08:46.47	28:52:48.3	16.03	18256	60	Sc		OCS	
13:08:50.75	28:53:11.0	15.58	23872	67	Sb		OCS	
13:08:54.36	29:02:26.0	14.04	9375	67	Sa		OCS	
13:08:54.84	29:32:39.3	15.86	6837	67	S0		OCS	
13:09:08.95	28:53:32.3	15.21	0	0	E		OCS	
13:09:21.62	29:43:59.8	16.35	23710	45				
13:09:30.65	28:59:09.4	15.00	6167	79	Sb		OCS	edgeon
13:09:34.26	29:17:31.9	16.12	0	0			OCS	
13:09:40.52	29:13:23.1	16.13	0	0			OCS	
13:09:47.44	28:54:23.0	12.70	5615	10	SBc		OCS	
13:09:51.64	28:54:00.9	15.35	7798	44	Sc		OCS	
13:09:59.83	28:48:53.5	15.23	7515	179	Sc		OCS	
13:11:01.68	29:34:41.7	13.45	7262	20	SBc		OCS	
13:12:59.66	29:36:02.1	15.89	22698	49	Sc		OCS	
13:13:06.14	29:39:57.3	15.14	23012	46	S0		OCS	
13:13:35.18	29:07:34.3	15.64	5949	25	Sc		OCS	
13:14:01.42	29:24:24.5	14.73	6562	34	Sc		OCS	edgeon
13:14:35.51	29:03:28.9	15.74	36415	87	E		OCS	
13:14:41.32	29:10:53.1	16.29	15026	67				
13:15:01.81	29:10:48.8	14.93	10425	74	Sb		OCS	
13:15:06.26	29:36:59.6	15.67	28190	61	E		OCS	
13:15:09.28	29:38:11.9	14.48	6702	33	Sb		OCS	
13:15:19.26	29:05:38.4	16.08	23523	67	Sb		OCS	
13:15:23.95	28:52:04.2	15.70	22953	64	Sc		OCS	edgeon
13:15:27.19	29:04:26.6	14.82	10498	57	E		OCS	
13:15:34.83	29:40:33.5	13.00	6746	100	Sa		OCS	
13:15:37.81	29:39:30.0	16.27	6709	0				
13:15:39.28	29:36:38.9	15.50	6520	33	Sc		OCS	
13:15:41.00	29:19:46.9	15.65	28433	69	E		OCS	
13:15:58.55	29:16:47.0	15.79	28177	74	E		OCS	
13:16:05.44	29:40:59.9	16.11	0	0			OCS	ft.pair
13:16:37.55	28:55:26.1	15.79	21964	48	E		OCS	
13:16:55.26	29:12:09.8	15.71	21654	16	Sc		OCS	
13:17:01.74	28:52:18.8	16.09	18341	67	Sc		OCS	
13:17:22.13	28:53:42.6	14.65	18338	71	E		OCS	
13:17:36.51	28:56:20.6	16.46	18455	67				
13:18:02.15	28:53:53.4	15.96	10524	76	Sc		OCS	
13:18:09.06	29:27:02.8	15.30	21683	88	S0		OCS	
13:18:12.24	28:45:04.7	15.15	10492	67	Sc		OCS	Sa
13:18:31.27	29:02:43.6	15.97	20251	67	E		OCS	E
13:18:42.17	28:44:31.3	15.30	9917	33	Sc		OCS	edgeon Sc
13:18:49.28	29:23:37.3	16.35	51563	215				
13:18:57.44	29:38:46.8	15.24	21368	67	Sc		OCS	edgeon Sc
13:19:04.08	29:38:35.8	14.94	21866	91	S0		OCS	E
13:19:56.25	29:26:53.5	15.75	9541	37	E		OCS	
13:19:58.81	29:25:37.2	14.67	9438	32	Sb		OCS	S0
13:20:33.06	29:22:51.7	15.80	35539	64	Sc		OCS	Sc edgeon
13:20:40.31	29:36:58.7	15.58	14592	35	E		OCS	Sa
13:20:47.03	29:35:57.6	15.52	14751	37	Sa		OCS	E
13:20:54.04	29:21:50.6	16.01	35808	46	Sc		OCS	Sb

Table 1—Continued

RA 1	Dec 2	$R_{KC}$ 3	$cz$ 4	$czerr$ 5	Type 6	note1 7	sample 8	note2 9
13:20:59.85	28:58:09.7	15.62	6937	64	Sc		OCS	Sc
13:21:05.74	29:21:53.1	15.45	18196	48	S0		OCS	S0
13:21:26.47	29:18:57.7	16.25	42576	75				
13:21:37.88	28:52:34.3	15.80	23051	41	S0		OCS	
13:21:56.61	28:50:38.8	14.42	10745	29	E		OCS	
13:21:57.79	29:36:18.3	15.79	18458	94	Sb		OCS	
13:22:11.42	28:58:52.3	15.87	27766	37	Sa		OCS	edgeon
13:22:12.68	29:39:29.2	15.77	21620	58	Sc		OCS	
13:22:14.23	29:11:34.1	16.20	46278	45				
13:22:54.75	29:39:31.0	15.46	21866	85	Sc		OCS	
13:23:09.10	29:35:01.5	15.51	21846	50	E		OCS	
13:24:42.61	29:02:58.6	15.22	7012	41	S0		OCS	
13:25:13.83	29:24:50.3	15.63	8642	38	E		OCS	
13:25:19.97	29:29:39.8	15.87	6945	67	Sc		OCS	
13:25:39.94	28:53:39.7	15.84	18557	63	Sb		OCS	edgeon
13:28:22.15	29:24:01.4	15.94	33003	51	Sc		OCS	
13:28:48.18	28:51:25.1	16.02	10949	55	Sa		OCS	
13:29:11.09	29:27:41.2	15.27	22611	45	E		OCS	
13:29:40.40	29:40:58.0	15.22	13809	38	Sb		OCS	edgeon
13:29:49.23	28:52:08.9	16.13	0	0			OCS	
13:29:49.83	29:34:46.6	15.72	14702	33	Sa		OCS	
13:30:21.41	29:11:34.4	16.15	21932	41				
13:31:17.46	29:22:05.4	14.23	14368	10	SBc		OCS	
13:31:31.85	29:28:58.7	15.94	18399	39	E		OCS	
13:32:20.96	29:04:34.4	14.65	13184	35	E		OCS	
13:33:43.90	29:30:45.7	16.04	18702	36	E		OCS	
13:33:55.51	29:33:25.9	16.02	11164	24	E		OCS	
13:34:01.05	29:10:27.6	15.74	27868	42	Sb		OCS	edgeon
13:34:48.20	28:51:08.6	16.31	28135	66				
13:35:19.16	29:20:39.6	15.41	18806	59	E		OCS	
13:35:21.45	29:20:40.5	16.34	18876	50				
13:35:35.66	29:13:00.5	14.52	840	16	Sa		OCS	edgeon
13:35:41.77	29:09:11.7	15.98	13905	52	Sb		OCS	edgeon
13:35:49.46	28:46:55.9	15.83	19144	46	E		OCS	
13:35:50.51	29:28:38.3	15.88	22902	45	E		OCS	
13:35:51.08	28:53:44.8	15.55	13966	69	Sb		OCS	edgeon
13:35:51.27	29:12:51.1	16.35	6376	59				
13:35:57.64	29:07:41.2	16.17	28174	52				
13:35:59.50	29:18:00.3	15.57	11727	52	Sc		OCS	edgeon
13:36:08.62	29:26:44.7	15.49	27950	57	E		OCS	
13:36:11.41	29:23:38.8	15.62	13608	34	Sc		OCS	
13:36:20.41	28:47:52.9	15.62	8107	17	Sc		OCS	
13:36:23.05	29:32:03.5	15.90	27660	51	Sa		OCS	
13:36:23.75	29:38:49.0	16.07	27867	39	E		OCS	Same as CS?
13:36:23.79	29:38:49.2	16.04	27867	39	S0		OCS	
13:36:29.70	29:24:42.6	15.01	13786	52	Sc		OCS	
13:36:34.24	28:59:04.8	15.46	22304	75	Sc		OCS	
13:36:53.50	29:41:34.1	15.72	27786	65	E		OCS	
13:37:05.36	29:11:13.5	15.85	33741	47	S0		OCS	
13:37:38.03	28:48:09.3	14.87	7918	50	Sc		OCS	
13:37:42.40	29:42:23.7	15.22	34552	69	E		OCS	
13:37:50.88	28:56:34.8	15.69	26057	44	Sc		OCS	
13:37:52.79	29:20:06.5	15.90	23181	41	E		OCS	
13:37:55.42	29:43:51.7	15.72	27993	52	E		OCS	
13:38:16.21	29:37:47.2	15.87	35071	26	Sa		OCS	

Table 1—Continued

RA 1	Dec 2	$R_{KC}$ 3	$cz$ 4	$czerr$ 5	Type 6	note1 7	sample 8	note2 9
13:39:10.88	28:57:33.7	13.75	9749	10	Sb		OCS	
13:39:16.16	28:52:25.0	15.61	13704	52	SBb		OCS	
13:39:31.63	29:21:28.3	14.56	11165	46	S0		OCS	
13:39:36.14	29:13:12.9	16.18	22430	52				
13:39:41.82	29:23:17.6	15.36	11150	49	Sb		OCS	
13:39:50.85	28:50:42.7	16.30	30726	65				
13:39:55.56	29:21:33.9	15.71	13352	61	Sb		OCS	
13:39:56.94	29:01:20.5	15.37	13369	52	Sa		OCS	
13:39:58.43	29:35:35.1	15.70	30035	45	Sc		OCS	
13:40:03.17	29:08:13.9	15.17	13395	33	Sb		OCS	
13:40:26.33	28:55:47.0	15.88	40160	80	Sc		OCS	
13:40:35.65	28:55:47.4	16.34	30873	108				
13:40:42.31	29:24:56.8	15.92	12890	38	E		OCS	
13:41:03.07	29:36:43.8	16.29	23224	52				
13:41:08.54	29:05:17.7	15.84	34960	100	Sc		OCS	
13:41:09.30	29:34:49.1	15.21	11268	49	E		OCS	
13:41:12.96	29:23:43.9	16.10	30925	55	E		OCS	double
13:41:54.67	29:40:59.7	15.55	13461	23	Sc		OCS	edgeon
13:42:24.97	29:21:52.1	16.19	14141	55				
13:42:36.68	29:19:31.5	14.95	23093	78	Sc		OCS	
13:42:48.16	29:44:38.7	16.29	23200	-1				
13:42:48.67	29:42:21.7	14.68	13163	51	S0		OCS	
13:42:49.87	29:20:02.3	16.03	23230	41	Sc		OCS	
13:42:58.66	29:23:11.5	15.31	10227	34	Sc		OCS	edgeon
13:43:01.46	29:13:05.7	15.21	14326	91	Sc		OCS	edgeon
13:43:15.54	29:42:42.2	15.00	18963	52	Sb		OCS	edgeon
13:43:24.93	29:17:24.7	15.84	14057	42	E		OCS	
13:43:44.85	29:38:33.0	14.99	18841	35	S0		OCS	Sa
13:43:51.92	29:27:22.3	15.38	19399	34	E		OCS	E
13:43:57.44	29:38:57.8	15.97	18991	26	E		OCS	E
13:44:00.40	29:28:16.4	15.83	12989	39	Sc		OCS	edgeon Sc
13:44:05.33	29:33:22.1	15.82	15445	92	Sb		OCS	S0
13:44:08.65	29:29:14.4	15.24	12702	33	Sc		OCS	Irr? Defect?
13:44:11.75	29:35:00.9	15.01	15401	61	E		OCS	E
13:44:45.60	29:39:30.5	16.11	18900	45	E		OCS	E
13:44:48.44	29:33:20.7	15.84	12507	38	E		OCS	E
13:44:48.92	29:37:45.5	15.70	18950	46	E		OCS	E
13:44:50.08	29:13:55.0	16.24	15231	58				
13:44:50.73	29:28:55.1	15.88	12699	29	E		OCS	E
13:44:59.57	29:25:37.9	15.28	12284	115	Sc		OCS	Sc
13:45:05.51	29:37:36.6	16.35	18607	48				
13:45:13.03	29:36:19.5	15.93	18924	44	Sc		OCS	Sb
13:45:20.72	29:30:42.1	16.36	18371	48				
13:45:20.63	29:43:38.8	16.04	11909	32	E		OCS	E
13:45:25.00	29:44:08.7	16.12	19323	37	Sa		OCS	Sa
13:45:33.93	29:40:31.5	15.76	18270	26	Sa		OCS	S0
13:45:40.10	29:33:48.8	15.45	22903	37	E		OCS	E
13:45:40.63	29:29:19.0	16.04	18343	43	E		OCS	E
13:45:43.28	29:15:21.2	15.55	23053	29	Sc		OCS	Sc
13:45:47.24	29:34:11.6	16.04	17737	66	Sb		OCS	E? compan
13:45:51.68	29:33:11.3	15.69	18793	44	E		OCS	S0
13:46:08.20	29:38:11.6	15.97	22969	36	E		OCS	E
13:46:35.73	29:06:45.3	15.94	22628	50	Sb		OCS	Sc
13:46:41.59	29:08:12.2	15.71	22838	53	E		OCS	Sc
13:46:42.52	29:21:59.6	14.66	13280	33	Sb		OCS	Sb

Table 1—Continued

RA 1	Dec 2	$R_{KC}$ 3	$cz$ 4	$czerr$ 5	Type 6	note1 7	sample 8	note2 9
13:47:13.77	29:30:18.5	14.46	10411	42	Sc		OCS	Sb
13:48:10.24	29:25:37.6	16.21	31591	57				
13:48:23.03	28:59:05.3	15.04	15665	42	Sb		OCS	edgeon
13:48:31.97	28:49:28.9	15.03	18935	43	Sa		OCS	
13:49:22.84	29:35:35.5	15.00	10632	45	E		OCS	
13:49:37.89	28:58:18.8	14.52	13610	46	S0		OCS	
13:49:45.41	29:40:49.0	15.85	11614	36	S0		OCS	
13:49:47.95	28:49:10.2	16.20	33013	60				
13:49:48.03	29:03:13.2	15.28	23182	38	Sc		OCS	
13:49:48.34	29:41:37.9	14.66	11649	31	E		OCS	
13:49:51.84	29:08:32.6	16.25	22028	64				
13:49:59.67	29:12:45.6	16.26	23088	45				
13:50:07.43	29:24:18.5	15.96	22965	52	Sa		OCS	
13:50:08.81	29:33:24.7	15.80	23103	50	Sa		OCS	
13:50:09.11	29:14:18.5	16.04	0	0			OCS	
13:50:11.77	29:12:05.6	16.22	22054	51				
13:50:15.56	29:13:23.0	16.06	40184	67	E		OCS	
13:50:15.63	29:13:14.9	15.22	23032	31	E		OCS	
13:50:28.14	29:16:38.7	16.06	22966	64	E		OCS	
13:50:30.24	29:39:13.8	16.07	0	0			OCS	edgeon
13:50:30.84	29:34:21.2	14.96	22300	55	cD?		OCS	clust.
13:50:34.68	29:22:22.2	14.01	11492	45	SBc		OCS	
13:50:43.09	29:13:10.3	15.59	23120	38	S0		OCS	
13:50:43.68	29:07:24.3	15.28	11070	35	Sb		OCS	
13:50:44.81	29:10:26.0	15.40	22387	34	E		OCS	
13:50:52.31	29:10:16.7	15.25	15529	39	E		OCS	
13:50:55.85	28:47:43.0	16.16	17303	168				
13:50:58.08	29:26:11.8	15.21	10590	78	E		OCS	
13:51:10.38	29:19:42.4	15.79	22261	55	E		OCS	
13:51:12.48	29:33:37.0	15.14	11502	40	Sb		OCS	
13:51:24.51	28:56:29.2	16.06	42508	39	Sb		OCS	
13:51:26.35	29:41:26.4	15.64	23241	53	Sa		OCS	
13:51:29.79	29:36:41.0	15.05	23155	42	Sc		OCS	
13:51:36.63	29:00:33.0	16.12	15517	31	Sc		OCS	edgeon
13:51:39.82	29:05:06.3	16.11	23281	33	E		OCS	
13:51:39.71	29:28:11.3	16.20	10470	58				
13:51:42.85	29:19:54.4	14.10	10529	50	Sb		OCS	
13:51:56.92	29:18:44.2	15.21	10650	38	SBb		OCS	
13:52:01.28	29:03:27.8	14.27	11267	44	Sa		OCS	edgeon
13:52:41.68	29:42:04.7	14.70	11968	38	cD?		OCS	Centre clus.
13:52:50.69	28:54:20.9	15.43	23841	29	E		OCS	
13:52:56.47	28:50:35.8	15.90	33196	31	Sb		OCS	
13:54:16.33	28:58:47.5	15.38	18537	41	E		OCS	
13:54:38.00	29:10:55.1	15.85	18255	48	Sa		OCS	
13:55:29.78	28:47:18.7	15.04	10505	31	SB0		OCS	
13:56:09.04	29:40:15.1	14.13	11989	29	Sc		OCS	
13:56:11.33	28:59:31.2	14.84	18158	33	Sa		OCS	
13:56:51.74	29:35:36.2	15.57	10520	69	Sb		OCS	
13:56:55.91	29:09:53.0	11.25	2383	20	SBb		OCS	
13:57:20.05	28:47:46.2	14.94	11234	36	SBa		OCS	
13:57:21.12	28:47:21.5	16.00	11063	44	E		OCS	
13:57:42.16	29:22:04.6	15.85	34152	42	S0		OCS	
13:58:08.22	28:51:24.2	16.05	18548	74	Sa		OCS	edgeon
13:58:35.22	28:50:51.0	14.90	11706	34	Sb		OCS	edgeon
13:58:36.11	29:23:20.5	15.89	5773	54	Sb		OCS	

Table 1—Continued

RA 1	Dec 2	$R_{KC}$ 3	$cz$ 4	$czerr$ 5	Type 6	note1 7	sample 8	note2 9
13:58:38.02	28:51:56.3	14.78	11550	18	Sb		OCS	edgeon
13:58:44.16	29:18:28.4	15.32	22273	29	Sa		OCS	
13:59:18.75	29:15:37.2	15.43	18806	37	S0		OCS	
14:00:07.56	29:11:20.8	16.06	18498	34	S0		OCS	
14:00:20.25	29:19:20.8	14.79	12058	33	S0		OCS	
14:00:37.31	29:12:08.7	15.89	34270	45	Sc		OCS	
14:00:41.88	28:53:42.9	14.85	18472	34	Sb		OCS	
14:00:58.78	29:30:01.2	15.56	22964	46	Sc		OCS	
14:00:59.12	29:33:42.9	14.90	8209	37	Sc		OCS	
14:01:04.00	29:31:31.2	13.62	7964	31	Sc		OCS	
14:01:14.46	29:24:26.8	14.79	31051	40	S0		OCS	
14:01:39.63	29:10:20.1	15.59	19469	71	Sc		OCS	edgeon
14:02:03.48	29:29:02.0	15.19	12821	48	Sa		OCS	
14:02:18.69	29:44:48.3	15.41	19145	41	E		OCS	
14:02:21.76	29:04:05.7	15.52	18585	71	Sb		OCS	edgeon
14:02:30.15	29:22:08.7	14.87	13137	63	S0		OCS	
14:02:31.92	29:00:23.2	15.49	18576	33	S0		OCS	
14:02:50.01	29:22:20.1	16.02	13493	44	Sc		OCS	
14:02:59.28	28:59:31.3	16.13	18491	49	E			
14:03:05.23	29:35:39.5	16.03	19319	57	E		OCS	
14:03:06.49	29:34:47.3	15.15	19310	30	S0		OCS	
14:03:07.99	29:38:13.3	15.57	19812	39	SBa		OCS	
14:03:14.21	29:43:41.9	15.72	19163	48	S0		OCS	
14:03:20.40	28:57:21.3	15.64	18650	47	S0		OCS	
14:03:27.61	29:31:17.8	16.26	23069	34				
14:03:43.73	29:20:44.4	15.20	19010	30	E		OCS	
14:03:45.10	29:21:44.1	14.76	19225	60	Sb		OCS	
14:03:47.52	29:43:37.2	15.65	19460	49	Sb		OCS	
14:03:48.25	28:56:25.9	16.12	0	0			OCS	
14:03:48.19	29:21:05.5	15.81	19333	70	S0		OCS	
14:03:51.27	29:23:08.4	16.10	18431	35	E		OCS	
14:04:01.10	29:19:28.6	16.14	42905	91				
14:04:03.60	29:20:18.8	15.51	18927	39	E		OCS	
14:04:07.06	29:29:43.5	15.59	19813	30	S0		OCS	
14:04:12.87	29:39:28.4	15.43	23228	32	Sa		OCS	
14:04:18.45	29:29:05.3	15.49	19720	35	Sb		OCS	
14:04:28.96	29:26:20.9	16.00	18330	90	Sb		OCS	
14:04:35.20	29:10:30.3	15.12	7565	66	Sc		OCS	edgeon
14:04:36.85	29:11:59.1	14.46	7349	26	Sc		OCS	
14:05:12.98	29:25:03.0	14.57	18857	34	Sb		OCS	
14:05:15.44	29:25:29.1	13.99	19419	33	E		OCS	double cD?
14:05:17.20	29:21:08.0	15.49	18324	37	S0		OCS	
14:05:26.03	29:44:16.4	15.79	45157	73	S0		OCS	
14:05:26.81	29:27:44.4	15.90	19204	85	Sb		OCS	edgeon
14:05:29.96	29:35:08.1	15.41	12824	50	Sb		OCS	
14:05:31.11	29:32:29.7	15.96	19376	49	E		OCS	
14:05:35.84	29:24:39.8	15.60	19023	47	Sa		OCS	
14:05:38.66	29:06:10.9	15.14	23125	30	Sa		OCS	edgeon
14:05:46.63	29:24:16.8	15.80	18304	51	E		OCS	
14:06:07.76	28:53:32.2	15.57	25009	43	Sa		OCS	
14:06:11.93	29:40:22.5	15.29	19185	47	Sa		OCS	
14:06:23.06	29:24:19.6	15.35	22351	40	Sc		OCS	
14:06:23.35	29:24:10.0	15.68	22488	60	E		OCS	
14:06:43.41	29:21:01.7	15.72	22251	52	Sb		OCS	
14:06:54.25	29:30:10.6	15.66	12410	52	Sb		OCS	

Table 1—Continued

RA 1	Dec 2	$R_{KC}$ 3	$cz$ 4	$czerr$ 5	Type 6	note1 7	sample 8	note2 9
14:07:17.43	29:29:58.3	16.28	18260	58				
14:07:17.68	29:39:15.5	15.70	18958	49	E		OCS	
14:07:21.74	29:38:39.1	15.51	18929	36	E		OCS	
14:07:36.17	29:17:18.8	15.88	22386	91	Sc		OCS	
14:07:43.88	29:15:51.4	16.10	12320	85	S0		OCS	
14:07:47.72	29:21:33.3	16.26	22140	85				
14:08:18.80	29:01:00.6	15.57	7351	31	Sc		OCS	edgeon
14:08:23.00	29:33:19.7	16.17	44322	79	Sc			edgeon
14:08:38.14	29:33:57.1	15.79	19496	88	Sc		OCS	
14:09:45.17	29:38:39.1	16.07	19260	32	Sc		OCS	edgeon Sc
14:09:48.30	29:32:44.7	15.89	21945	42	Sa		OCS	edgeon Sa
14:10:11.58	29:26:00.2	15.59	6510	44	Sa		OCS	Sb
14:10:14.55	29:32:39.3	16.07	19626	92	Sc		OCS	edgeon Sc
14:10:48.00	29:08:53.1	15.00	12270	30	Sb		OCS	edgeon Sc star or comp.
14:11:10.57	29:16:33.8	14.91	20132	30	cD?		OCS	CD?, Sa cent. clus.
14:11:21.30	28:58:50.0	16.08	42124	89	E		OCS	v. small S0
14:11:29.41	28:51:13.8	16.21	44240	68				
14:11:34.34	29:24:16.9	16.26	18131	200				
14:11:44.50	29:44:40.8	16.03	0	0	SBc		OCS	
14:11:57.23	29:35:32.8	15.92	19448	62	Sb		OCS	Sb
14:12:03.45	29:28:01.2	16.23	34000	-99				
14:12:44.44	29:01:11.3	16.24	49151	78				
14:13:10.13	28:59:20.8	16.20	34239	62				
14:13:39.61	29:34:38.0	15.64	20505	60	Sa		OCS	
14:13:40.65	29:04:23.8	14.92	9203	67	Sb		OCS	
14:13:50.10	29:23:23.6	15.68	22654	63	S0		OCS	
14:14:32.64	28:52:28.9	16.01	25049	85	S0		OCS	
14:14:40.03	29:44:00.3	16.11	55344	85	E?		OCS	v. faint
14:14:48.52	28:53:11.7	16.10	0	0			OCS	
14:15:06.26	29:35:56.6	15.20	15997	102	Sc		OCS	
14:15:24.88	29:23:09.8	15.66	24655	79	Sc		OCS	edgeon
14:15:27.28	29:11:59.9	15.14	17628	67	S0		OCS	
14:15:33.45	29:08:07.2	16.04	50055	76	E?		OCS	v. faint
14:15:34.43	29:20:21.9	16.26	34251	60				
14:15:36.80	29:20:15.4	15.72	20662	67	S0		OCS	
14:15:50.19	29:27:01.4	16.00	20475	78	E		OCS	
14:15:53.89	29:27:13.1	14.04	20454	45	E,		OCS	cD?
14:15:58.07	29:23:39.8	16.31	20856	62				
14:16:04.14	29:25:17.5	16.02	19923	79	E		OCS	
14:16:22.64	29:33:03.7	15.57	17890	67	Sb		OCS	
14:16:23.33	29:30:01.6	16.18	20750	150				
14:16:34.65	29:41:16.4	15.53	16188	53	S0		OCS	
14:16:39.70	28:57:33.9	16.25	20030	86				
14:16:42.53	28:54:40.9	15.99	10912	37	Sc		OCS	edgeon
14:16:46.71	28:54:43.0	16.09	12840	100	E		OCS	
14:16:55.27	29:16:15.7	15.27	20287	64	Sc		OCS	
14:16:55.35	29:29:10.3	16.05	3369	11	E		OCS	
14:17:00.67	28:51:23.9	16.23	25807	71				
14:17:29.82	28:48:48.4	15.22	10586	67	E		OCS	
14:17:30.34	28:47:58.0	14.43	10460	50	Sc		OCS	
14:17:46.57	29:02:40.0	14.89	23100	90	SBb		OCS	
14:17:48.46	29:03:11.1	16.22	23230	67				
14:17:54.26	29:13:51.5	14.81	10505	50	Sc		OCS	
14:18:08.42	28:47:16.5	16.03	20910	24	Sc		OCS	edgeon
14:18:18.61	28:58:06.9	14.05	12656	8	Sc		OCS	big

Table 1—Continued

RA 1	Dec 2	$R_{KC}$ 3	$cz$ 4	$czerr$ 5	Type 6	note1 7	sample 8	note2 9
14:18:34.11	28:56:03.1	15.92	16008	67	Sb		OCS	
14:18:41.84	29:26:26.9	15.28	10406	16	Sa		OCS	edgeon
14:18:46.39	28:50:06.4	16.11	17068	58	S0		OCS	
14:18:47.02	28:56:33.7	15.02	16033	64	S0		OCS	
14:19:05.50	29:18:34.0	15.65	17247	53	Sc		OCS	
14:19:38.37	28:52:00.0	15.93	16730	67	Sa		OCS	
14:19:41.41	28:50:54.4	16.26	17078	66	Sb			
14:19:41.56	28:48:34.1	15.59	16911	45	S0		OCS	
14:19:43.29	28:52:28.5	15.25	17121	42	E		OCS	
14:19:45.24	28:52:38.3	15.81	17690	45	Sc		OCS	edgeon
14:19:45.66	29:43:33.8	15.96	18256	51	E		OCS	
14:19:46.58	29:38:33.9	15.98	16133	22	SBb		OCS	
14:20:05.00	29:07:01.5	16.31	8749	61				
14:20:32.32	28:49:17.5	16.16	16983	75				
14:20:45.76	29:02:45.3	16.25	25123	41				
14:21:43.17	29:30:40.6	15.81	18242	67	Sa		OCS	
14:21:43.47	29:30:27.3	15.81	18079	35	Sa		OCS	
14:22:08.09	29:37:25.5	15.30	18080	67	E		OCS	
14:22:20.22	29:42:54.4	15.11	15978	39	Sa		OCS	
14:22:21.58	29:43:22.8	15.59	15698	78	Sb		OCS	
14:22:35.07	28:48:16.2	15.24	16698	79	S0		OCS	
14:22:40.98	28:51:24.4	15.28	16410	60	S0		OCS	
14:22:52.35	29:22:05.0	16.12	38314	66	Sb		OCS	
14:23:06.26	28:50:03.3	15.72	16147	51	E		OCS	
14:23:06.41	28:50:13.9	16.26	16104	101				
14:23:18.90	28:46:51.3	15.67	20836	98	Sc		OCS	edgeon
14:23:55.31	29:14:35.6	15.82	11695	55	Sc		OCS	edgeon
14:24:04.53	29:20:38.4	16.16	34388	45				
14:24:13.51	28:58:55.5	16.06	15986	30	Sb		OCS	
14:24:16.09	29:32:23.6	15.81	16201	62	Sc		OCS	
14:24:17.44	29:38:09.5	14.09	16152	55	E		OCS	
14:24:32.92	29:36:15.3	15.18	16080	29	E		OCS	
14:24:33.74	29:35:41.3	15.39	15927	39	E		OCS	
14:24:33.94	29:34:17.0	15.92	38169	72	Sc		OCS	double?
14:24:36.25	29:36:28.0	15.49	16038	81	E		OCS	
14:24:48.13	29:46:00.3	15.91	26089	45	Sc		OCS	
14:24:51.09	29:20:46.1	15.17	16040	72	Sb		OCS	
14:26:12.84	29:41:40.6	15.27	17596	61	Sa		OCS	
14:26:26.49	29:34:20.1	14.87	16373	49	E		OCS	
14:27:29.11	29:24:53.1	15.89	44200	500	S0?		OCS	V. ft.
14:27:41.22	29:28:46.7	15.95	37131	61	S0?		OCS	V. ft.
14:28:00.28	29:25:29.6	15.96	26357	73	E		OCS	
14:28:18.98	29:18:47.6	15.06	25981	70	Sa		OCS	
14:28:43.84	29:02:02.5	15.38	16231	58	E		OCS	
14:29:04.31	29:43:45.7	15.63	16134	38	Sa		OCS	
14:29:16.52	28:49:16.2	11.91	4331	19	SBb		OCS	
14:29:25.73	29:26:03.1	16.03	26558	49	Sb		OCS	edgeon
14:30:37.17	28:48:34.4	15.23	26577	80	Sc		OCS	
14:31:54.43	29:23:16.0	15.85	0	0	Sa		OCS	
14:32:00.94	29:32:55.6	15.94	65629	42	?		OCS	Couldntsee
14:32:04.66	28:57:30.7	15.76	21975	67	Pec		OCS	interact
14:32:16.60	28:59:48.1	15.82	22010	78	Sb		OCS	
14:32:44.54	28:54:03.4	15.71	3873	16	Pec		OCS	interact
14:32:48.13	29:40:00.0	14.93	16310	67	SBb		OCS	
14:32:55.32	29:34:29.3	15.79	8960	67	E		OCS	



Table 1—Continued

RA 1	Dec 2	$R_{KC}$ 3	$cz$ 4	$czerr$ 5	Type 6	note1 7	sample 8	note2 9
14:33:04.12	28:47:34.7	15.83	16138	67	Sa		OCS	
14:33:17.12	29:14:04.8	15.90	29921	79	Sb		OCS	
14:33:21.83	29:27:00.3	15.68	62723	95	SBc		OCS	
14:33:23.46	29:04:09.1	15.96	8993	22	SBc		OCS	
14:33:26.23	29:28:54.8	15.36	0	0	Sc		OCS	
14:33:36.26	29:03:31.0	16.08	22140	74	Sc		OCS	
14:33:56.69	29:38:00.9	15.33	29177	54	Sb		OCS	
14:33:58.22	29:08:33.4	15.81	10812	54	Sb		OCS	
14:33:58.70	29:08:39.8	14.62	10411	54	Sb		OCS	
14:33:58.29	29:42:42.8	15.80	18747	42	Sc		OCS	
14:34:09.91	29:09:50.2	16.13	29735	71	Sc			
14:34:09.86	29:22:52.5	15.94	23255	62	SBc		OCS	
14:34:16.95	29:13:57.9	15.23	22760	67	Sc		OCS	
14:34:34.39	29:24:41.9	14.90	9483	68	Sa		OCS	
14:35:02.63	29:42:56.1	15.04	16203	35	Sc		OCS	
14:35:29.51	28:57:57.8	15.59	9764	40	Sa		OCS	edgeon
14:36:11.94	29:30:47.0	15.98	22557	35	Sb		OCS	S0
14:36:19.68	29:36:15.1	16.30	62900	-1				
14:36:21.55	29:31:18.0	15.91	31756	47	Sb		OCS	S0
14:36:51.58	29:41:39.7	15.80	10775	75	Sc		OCS	edgeon
14:37:13.14	29:16:44.8	16.06	27574	68	S0		OCS	E
14:37:17.52	29:40:40.5	16.12	19819	75	Sd		OCS	Sc
14:37:24.34	28:51:34.5	16.10	30604	43	SB0		OCS	Sa
14:37:30.89	29:22:02.7	16.30	20898	41				
14:37:44.80	29:07:21.7	15.60	22047	70	E		OCS	Sa
14:37:52.89	29:22:50.4	16.00	20715	79	Sb		OCS	SBb
14:37:54.28	29:22:52.5	16.00	21018	75	Sb		OCS	S0
14:38:02.58	29:13:43.1	15.88	20980	67	Sc		OCS	edgeon Sc
14:38:27.85	29:03:18.4	15.73	13331	23	Sb		OCS	E
14:38:57.36	28:47:39.1	15.96	27682	84	Sd?		OCS	Sd
14:39:09.80	29:12:59.7	15.44	21130	50	Sa		OCS	
14:39:10.23	29:12:46.9	15.10	20710	68	E		OCS	
14:39:18.48	29:11:25.4	16.08	20539	39	SBb		OCS	
14:39:21.27	29:24:03.2	16.39	9046	61				
14:39:33.72	29:42:49.7	15.26	18697	92	Sa		OCS	
14:39:51.61	29:03:27.2	15.84	39094	49	Pec		OCS	interact
14:40:05.66	29:05:43.9	15.55	20970	58	Sb		OCS	
14:40:38.81	29:24:41.5	15.46	18656	50	Sc		OCS	edgeon
14:40:58.97	29:27:10.7	15.29	18960	54	Sa		OCS	
14:41:29.10	29:06:48.0	15.91	22190	36	S0		OCS	
14:41:34.68	29:13:52.6	15.65	0	0	SBc		OCS	
14:41:37.18	29:16:10.9	15.76	3796	67	E		OCS	
14:41:43.35	29:09:15.1	15.89	13685	67	Sa		OCS	
14:41:56.30	28:58:17.9	16.37	19829	95				
14:41:56.78	29:17:54.9	15.75	37067	45	Sc		OCS	
14:42:00.99	29:00:44.3	16.11	19690	67	Sc		OCS	edgeon
14:42:18.04	29:02:21.1	15.65	32150	39	S0		OCS	
14:42:18.75	29:06:10.7	16.25	31899	86				
14:42:36.23	29:39:04.2	16.38	10365	105				
14:42:39.68	29:20:48.1	15.15	22155	42	SBa		OCS	
14:42:43.11	29:36:47.2	16.28	36694	43				
14:42:58.00	29:39:15.1	16.34	47686	60				
14:43:06.37	29:08:07.8	15.44	27208	42	Sb		OCS	
14:43:08.37	29:29:42.5	15.76	32640	27	E		OCS	
14:43:32.12	28:58:32.0	16.09	27338	58	S0		OCS	

Table 1—Continued

RA 1	Dec 2	$R_{KC}$ 3	$cz$ 4	$czerr$ 5	Type 6	notel 7	sample 8	note2 9
14:43:47.16	29:01:42.4	14.87	27242	45	Sc		OCS	
14:43:57.54	29:01:56.2	16.04	31426	45	SBa		OCS	
14:44:00.15	29:15:57.4	16.24	13775	61				
14:44:06.37	29:06:06.1	14.89	18404	50	Sc		OCS	
14:44:26.32	29:37:17.7	15.88	31473	50	E		OCS	
14:44:49.35	29:30:26.6	15.65	26977	51	S0		OCS	
14:45:00.07	29:42:59.5	16.02	32420	67	S0		OCS	
14:45:12.40	29:25:32.0	15.83	37023	84	SBa		OCS	
14:45:15.50	29:38:09.2	15.83	8928	67	Sa		OCS	
14:45:27.60	29:22:23.4	15.87	26940	72	S0		OCS	
14:46:11.52	29:14:57.8	15.93	9022	57	E		OCS	
14:46:14.13	29:45:08.5	16.11	27112	64	E		OCS	
14:46:20.03	29:44:05.3	15.79	26481	64	E		OCS	
14:46:43.39	29:03:42.0	16.34	16131	51				
14:46:45.63	29:10:35.4	15.63	8264	47	S0		OCS	
14:46:46.64	29:45:09.2	15.64	23024	52	E		OCS	
14:46:48.18	29:45:43.8	16.23	23008	65				
14:47:13.08	28:52:04.1	16.11	27092	41	E		OCS	
14:47:13.88	28:49:30.8	15.81	27320	80	Sb		OCS	
14:47:49.79	29:30:10.5	15.52	13721	67	Sa		OCS	edgeon
14:47:51.91	29:02:13.7	16.34	37856	50				
14:47:54.61	29:19:30.4	15.50	3666	109	SBc		OCS	
14:47:59.08	29:34:44.3	15.81	13688	67	Sb		OCS	edgeon
14:48:12.24	29:30:05.5	15.22	0	0	Sc		OCS	
14:48:41.16	29:34:30.7	16.06	37298	46	S0		OCS	
14:48:57.78	29:03:20.8	14.88	15913	69	Sc		OCS	
14:49:07.45	29:04:11.1	16.16	15891	70				
14:49:12.06	29:44:41.4	14.27	9076	14	Sc		OCS	edgeon
14:49:20.41	29:35:15.5	15.89	37862	50	S0		OCS	
14:50:00.35	29:44:38.7	15.54	16456	70	S0		OCS	
14:50:13.40	29:46:15.1	15.27	16043	34	Sa		OCS	
14:50:13.46	29:45:37.5	14.63	15997	34	S0		OCS	
14:50:14.55	29:05:32.7	16.29	39979	72				
14:50:20.62	29:01:33.5	16.19	30684	62				
14:50:29.67	29:41:42.1	15.77	16036	33	Sb		OCS	edgeon
14:50:33.65	29:31:20.5	16.27	22629	67				
14:50:41.47	29:47:04.6	15.07	15959	71	E		OCS	
14:50:49.65	29:36:52.7	16.28	16391	75				
14:50:57.77	29:34:41.8	16.33	29998	50				
14:51:02.87	29:38:14.7	16.33	22623	42				
14:51:09.31	29:26:26.2	15.73	22661	47	Sb		OCS	
14:51:36.37	29:39:14.6	16.18	15974	82				
14:51:57.68	29:01:49.0	16.37	40225	55				
14:52:05.75	28:54:14.3	16.38	16305	67				
14:52:05.96	29:26:44.9	15.03	17682	71	E		OCS	
14:52:10.42	29:24:08.7	15.55	17755	67	S0		OCS	
14:52:12.65	29:28:00.7	16.23	17876	67				
14:52:17.82	29:31:37.2	15.66	16245	79	S0		OCS	
14:52:40.73	29:06:58.7	16.35	27312	60				
14:52:42.87	29:08:55.0	16.23	32205	66				
14:52:47.20	28:58:34.7	15.56	16335	62	SBb		OCS	
14:52:54.28	29:37:12.9	15.49	16543	60	S0		OCS	
14:53:00.94	28:50:40.6	15.27	22565	77	SBc		OCS	
14:53:13.18	29:35:46.9	15.35	16338	49	S0		OCS	
14:53:13.96	28:51:19.3	16.18	27125	62				

Table 1—Continued

RA 1	Dec 2	$R_{KC}$ 3	$cz$ 4	$czerr$ 5	Type 6	note1 7	sample 8	note2 9
14:53:23.74	29:41:54.6	15.19	16494	61	Sc		OCS	
14:54:22.63	28:56:22.7	13.47	6984	33	Sa		OCS	
14:54:32.80	29:03:50.2	14.88	6820	50	Sa		OCS	
14:54:34.48	29:31:05.1	16.35	36014	55				
14:54:39.91	29:29:49.2	15.91	16768	53	E		OCS	
14:55:06.04	29:31:46.5	16.20	27450	91				
14:55:19.46	29:46:24.0	16.34	18778	63				
14:55:23.30	29:00:45.8	16.20	16791	72				
14:55:25.72	29:12:29.5	16.07	36085	182	S0		OCS	
14:55:29.12	29:42:33.6	15.88	28796	59	Pec		OCS	pair?
14:55:31.11	29:27:33.3	16.01	16897	67	Sc		OCS	edgeon
14:55:41.21	29:25:30.8	15.96	37669	52	E?		OCS	
14:55:46.58	28:48:58.6	15.93	22970	67	Sc		OCS	edgeon
14:55:55.82	29:44:01.7	16.27	30594	74				
14:56:03.42	29:47:03.3	16.06	23387	60	Sb		OCS	
14:56:04.89	29:46:39.2	15.88	23660	79	Sb		OCS	edgeon
14:56:16.62	28:49:13.2	16.32	43203	81				
14:56:30.32	29:23:36.7	15.26	16825	57	Sb		OCS	
14:57:21.78	29:33:11.1	15.89	26805	35	Sc		OCS	edgeon, companion?
14:58:10.50	29:37:23.0	15.90	28832	64	E		OCS	
14:58:15.54	29:37:41.1	16.07	28848	81	E		OCS	
14:58:46.32	29:07:45.4	16.08	31752	56	E		OCS	double?
14:58:57.27	28:54:46.6	16.16	26220	95				
14:58:57.00	29:36:01.3	16.05	24231	70	Sb		OCS	edgeon
14:59:11.90	29:39:18.9	16.05	31020	67	Sc		OCS	
14:59:25.88	29:42:26.3	16.22	31048	64				
14:59:31.18	29:06:53.0	15.96	17381	43	S0		OCS	
14:59:31.95	29:42:11.8	15.78	31155	71	E		OCS	
14:59:38.26	28:57:14.9	14.58	9067	51	Sc		OCS	
15:00:20.46	29:05:23.0	15.50	17179	62	E		OCS	
15:00:22.75	29:05:54.2	15.59	17750	62	E		OCS	
15:00:46.31	28:58:23.1	16.24	43105	75				
15:00:52.14	29:14:53.9	16.07	17801	67	Sc		OCS	
15:01:45.25	28:55:33.5	15.81	17578	51	E		OCS	E
15:01:58.60	29:11:13.8	16.13	23740	48	E			E
15:02:01.04	28:59:49.8	16.34	21496	43				
15:02:22.63	29:10:33.6	16.15	18348	67				
15:02:28.81	28:58:15.3	15.06	21867	57	Sb		OCS	S0
15:02:32.84	28:57:55.0	15.61	21675	44	E		OCS	E
15:02:44.23	29:03:54.9	16.31	21335	61				
15:02:44.42	29:03:47.6	14.86	21190	68	Sc		OCS	Sc
15:02:44.99	29:03:42.7	16.13	21121	31				
15:02:57.27	28:50:37.2	15.43	16993	119	E		OCS	E
15:03:15.47	29:06:00.4	15.98	23710	100	Sb		OCS	E
15:03:26.50	29:01:26.8	16.06	13850	92	Sc		OCS	Sc edgeon
15:03:28.64	28:58:05.9	15.80	40625	64	Sb		OCS	E??
15:03:47.52	29:17:59.2	14.79	21153	49	Sc		OCS	Sc
15:04:12.17	29:28:56.7	16.07	23780	38	Sa		OCS	E
15:04:26.55	29:36:58.2	15.91	42793	45	E		OCS	Sc
15:04:37.16	29:01:25.1	16.03	43344	79	Sa		OCS	E
15:04:49.21	29:19:18.3	15.92	13559	48	SBc		OCS	Sc
15:05:07.56	28:49:00.0	15.54	16985	33	E		OCS	
15:05:09.60	28:48:46.8	16.11	0	0			OCS	edgeon
15:05:33.80	29:16:07.2	15.14	13926	51	Sc		OCS	
15:05:59.54	29:15:28.7	16.15	21096	69				

Table 1—Continued

RA 1	Dec 2	$R_{KC}$ 3	$cz$ 4	$czerr$ 5	Type 6	note1 7	sample 8	note2 9
15:06:10.77	29:25:20.9	16.12	17695	102	Sc		OCS	
15:06:19.26	29:30:31.1	15.32	21070	41	Sa		OCS	
15:06:20.85	29:39:57.6	16.00	17708	49	Sa		OCS	
15:06:37.43	29:18:09.3	15.99	17489	48	Sa		OCS	
15:06:37.22	29:32:28.1	16.27	17614	66				
15:07:19.89	29:33:56.1	15.57	17533	40	E		OCS	
15:07:46.57	28:49:11.5	15.21	33155	52	Sc		OCS	
15:07:57.77	28:52:54.6	15.44	17491	46	E		OCS	
15:08:06.98	29:46:04.1	15.66	17362	40	E		OCS	
15:08:09.96	29:13:20.3	15.45	33224	60	E		OCS	
15:08:11.10	29:46:30.3	15.47	17721	39	Sa		OCS	
15:08:18.01	29:37:06.9	15.85	24056	97	Sc		OCS	edgeon
15:08:19.83	29:34:50.1	15.60	23764	52	S0		OCS	
15:08:29.53	29:35:08.8	16.33	40419	77				
15:08:33.74	29:17:33.6	16.15	33168	53				
15:08:40.56	29:11:13.7	16.28	27833	75				
15:09:04.67	29:12:44.9	16.07	32665	61	E		OCS	
15:09:41.56	29:24:49.7	15.45	40493	47	Sb		OCS	
15:10:23.89	28:57:28.8	16.17	19073	33				
15:10:39.36	28:52:25.0	15.49	17648	41	Sc		OCS	interacting?
15:10:46.33	28:56:18.8	15.84	20972	33	Sc		OCS	edgeon+*?
15:11:02.34	29:03:50.2	15.96	23890	30	E		OCS	
15:12:17.40	29:39:01.8	16.13	20901	57				
15:12:17.61	29:39:26.5	15.66	20660	39	E		OCS	
15:12:28.88	29:31:58.5	15.92	37196	40	E		OCS	
15:13:23.78	29:44:48.3	15.65	33149	54	E		OCS	
15:14:45.87	28:51:36.1	15.77	23701	50	Sc		OCS	
15:14:59.77	28:51:02.4	15.28	24002	55	E		OCS	
15:15:27.37	28:51:00.6	15.97	23746	54	Sc		OCS	
15:15:45.38	29:35:34.5	16.00	21292	39	Pec		OCS	interacting pair?
15:16:10.84	29:48:06.4	15.86	29705	69	E		OCS	
15:16:22.12	29:24:10.8	16.10	32630	77	S0		OCS	
15:16:26.07	29:18:36.8	15.60	9348	41	Sa		OCS	
15:16:41.72	29:18:11.2	15.60	38964	67	E		OCS	
15:16:49.55	29:24:28.6	16.07	23221	66	E		OCS	
15:16:52.07	29:25:15.8	15.20	23679	34	E		OCS	
15:17:04.86	29:33:38.9	15.94	23869	58	Sc		OCS	
15:17:26.23	29:39:36.2	15.94	23228	53	S0		OCS	
15:17:34.25	28:56:02.5	16.10	25587	76	Sc		OCS	
15:18:43.57	29:03:43.2	14.98	19228	60	Sc		OCS	
15:18:49.08	29:03:41.9	15.96	19119	41	Sb		OCS	
15:19:14.88	29:20:22.8	16.07	35193	90	E		OCS	
15:19:25.23	29:37:16.5	15.62	21973	53	Sc		OCS	
15:19:26.23	28:59:49.7	15.82	37343	58	S0		OCS	
15:19:47.53	28:53:56.9	16.19	33962	54				
15:19:52.09	29:05:31.6	16.23	9657	40				
15:19:57.59	29:09:07.4	15.74	18727	32	Sb		OCS	edgeon
15:20:16.65	28:50:17.8	16.29	37892	36				
15:20:20.65	28:55:08.5	16.39	37573	33				
15:20:23.27	28:50:39.7	16.38	37619	40				
15:20:27.11	28:53:08.0	15.32	38218	68	S0		OCS	
15:20:49.16	28:51:17.4	16.10	27367	55	SBb		OCS	
15:20:59.75	29:21:46.8	16.38	34407	63				
15:21:02.20	29:28:19.6	15.89	39754	45	E		OCS	
15:21:03.96	29:17:57.6	15.76	34585	66	E		OCS	

Table 1—Continued

RA 1	Dec 2	$R_{KC}$ 3	$cz$ 4	$czerr$ 5	Type 6	notel 7	sample 8	note2 9
15:21:05.24	29:25:26.4	14.78	34119	47	S0		OCS	
15:21:10.63	29:46:17.5	15.69	34958	74	Sc		OCS	
15:21:28.83	29:16:54.8	15.62	15006	54	S0		OCS	
15:21:32.52	29:19:17.8	15.98	33977	49	E		OCS	
15:21:36.55	29:44:36.3	16.02	22847	64	Sd		OCS	
15:21:40.59	29:45:33.5	15.76	22761	85	Sb		OCS	edgeon
15:21:43.53	29:28:11.0	16.38	33926	56				
15:21:45.07	29:09:15.2	15.99	22776	50	E		OCS	
15:21:57.49	28:59:18.3	16.26	21877	35				
15:21:57.74	29:42:56.2	14.79	14421	33	Sc		OCS	
15:21:59.94	29:36:29.8	15.87	22297	48	E		OCS	
15:22:04.24	29:09:10.8	15.59	33734	37	E		OCS	
15:22:18.93	29:13:08.0	15.99	16720	43	S0		OCS	
15:22:26.65	28:59:53.2	15.24	22338	42	E		OCS	
15:22:33.32	29:02:12.0	15.60	33269	36	E		OCS	
15:22:45.18	29:02:20.7	15.34	21702	45	Sa		OCS	
15:22:44.85	29:46:10.6	14.48	6868	14	E		OCS	
15:22:50.65	29:10:39.2	16.25	23534	36				
15:22:53.80	28:52:37.6	16.02	22217	36	E		OCS	
15:22:59.57	29:17:54.0	15.61	17455	28	Sa		OCS	edgeon
15:23:02.63	28:53:56.5	16.30	22153	34				
15:23:09.78	29:34:48.6	15.79	33794	61	S0		OCS	
15:23:24.98	29:00:43.1	16.08	25712	37	Sc		OCS	edgeon
15:23:28.65	29:41:10.7	16.19	33695	47	Sc			
15:23:30.83	29:35:22.5	16.07	36876	60	Pec.		OCS	2stars?
15:23:34.10	29:02:40.2	16.27	22145	33				
15:23:38.33	29:26:31.3	15.87	22198	42	E		OCS	
15:23:46.05	28:53:54.0	15.74	25821	46	E		OCS	
15:23:48.88	29:37:57.7	16.37	32403	43				
15:23:50.89	29:12:46.7	16.10	22088	30	Sc		OCS	edgeon
15:23:59.51	28:54:31.5	15.06	22289	50	S0		OCS	
15:24:13.49	28:54:45.3	15.84	22632	32	Sc		OCS	
15:24:25.79	29:12:06.3	15.64	23443	32	E		OCS	
15:24:27.22	28:55:29.6	15.06	9654	50	Sc		OCS	
15:24:26.60	29:34:31.7	16.02	9510	37	E		OCS	
15:24:36.39	28:55:39.9	16.07	9536	47	Sa		OCS	
15:24:42.63	29:27:02.4	16.18	10196	35				
15:24:44.76	28:56:03.8	16.08	20832	36	S0		OCS	
15:24:46.53	28:54:28.0	16.20	37922	44				
15:24:48.24	29:34:58.8	16.05	33590	36	Sb		OCS	
15:24:56.63	28:58:42.7	16.22	17634	41				
15:24:57.83	29:21:31.7	15.89	19753	29	E		OCS	
15:25:05.77	29:40:13.4	15.60	33439	40	E		OCS	
15:25:15.20	29:04:22.2	15.74	25025	33	Sb		OCS	
15:25:17.88	29:05:58.5	16.40	23497	41				
15:25:22.39	29:25:31.3	15.86	17686	45	E		OCS	
15:25:23.46	29:10:18.7	15.49	6596	108	Sc		OCS	
15:25:24.19	29:07:04.8	16.13	23664	77	Sc		OCS	
15:25:32.71	29:10:18.2	15.91	24988	30	E		OCS	
15:25:36.19	29:46:10.3	15.85	16497	81	S0		OCS	
15:25:44.83	29:41:51.6	16.22	33630	44				
15:25:45.25	29:35:08.8	15.38	16693	34	E		OCS	
15:25:48.21	29:04:07.0	16.00	20422	42	E		OCS	
15:25:49.67	29:34:21.3	16.07	34990	40	S0		OCS	
15:25:54.07	29:27:52.9	15.04	22754	52	E		OCS	

Table 1—Continued

RA 1	Dec 2	$R_{KC}$ 3	$cz$ 4	$czerr$ 5	Type 6	notel 7	sample 8	note2 9
15:26:01.10	29:16:58.9	15.78	19753	32	E		OCS	
15:26:05.93	29:45:02.9	16.16	31364	33				
15:26:11.78	29:39:06.6	15.30	35059	45	E		OCS	
15:26:25.36	29:33:48.6	15.12	24897	52	E		OCS	
15:26:26.33	28:56:34.3	16.25	19559	75				
15:26:27.33	29:22:32.7	16.21	19807	58				
15:26:27.06	29:45:33.0	16.20	34521	46				
15:26:35.02	29:20:29.2	15.66	25333	60	Sc		OCS	
15:26:35.10	29:46:21.6	15.52	24835	31	E		OCS	
15:26:41.89	29:23:25.2	15.47	25361	38	Sb		OCS	
15:26:42.24	29:23:49.8	14.53	6500	200	Sd		OCS	
15:26:41.87	29:48:39.5	16.23	16934	43				
15:26:45.02	28:49:58.7	15.70	22249	41	E		OCS	
15:26:45.85	29:03:29.6	14.85	19995	65	SBb		OCS	
15:26:58.46	28:51:09.1	15.11	10406	65	Sc		OCS	
15:27:00.28	29:41:34.0	16.04	34679	34	E		OCS	
15:27:03.56	29:37:54.3	16.07	34569	42	E		OCS	
15:27:08.58	29:09:45.2	15.56	19973	46	Sb		OCS	
15:27:12.82	28:53:48.6	16.21	19648	47				
15:27:12.05	29:41:03.8	15.59	31088	57	Sc		OCS	
15:27:14.89	29:19:51.1	15.25	24949	49	E		OCS	Sc
15:27:16.27	28:56:28.5	16.04	0	0			OCS	
15:27:19.72	29:45:53.7	15.52	34558	52	Pec		OCS	Sa? near star
15:27:21.10	28:57:20.2	15.92	18764	67	S0		OCS	Sb
15:27:24.12	28:50:58.3	14.98	19529	38	E		OCS	E
15:27:23.94	29:11:32.2	15.96	20795	35	E		OCS	Sa
15:27:25.03	29:36:32.9	16.40	33875	62				
15:27:27.80	29:00:50.2	16.31	20084	48				
15:27:27.81	29:34:03.5	15.99	25605	39	Sc		OCS	edgeon Sc
15:27:31.35	28:52:47.3	15.93	19343	45	E		OCS	E
15:27:33.56	28:51:08.4	15.51	9775	38	E		OCS	
15:27:35.01	29:33:01.7	16.35	33285	32	E			
15:27:42.28	28:54:34.4	15.59	19856	31	E		OCS	
15:27:44.51	28:55:07.1	15.16	19541	35	E		OCS	
15:27:44.65	29:00:01.6	16.01	18925	44	E		OCS	E
15:27:45.16	28:55:45.1	14.02	19547	38	E		OCS	E
15:27:49.05	28:54:10.4	15.76	0	0	E		OCS	E
15:27:53.13	29:00:32.3	14.41	20629	37	E		OCS	
15:27:56.58	29:20:22.9	15.49	20480	38	Sb		OCS	edgeon Sb
15:27:59.08	29:00:02.1	16.16	20280	81	E			
15:27:59.23	29:11:40.8	15.64	19918	51	S0		OCS	Sa
15:28:01.61	28:59:58.8	16.10	21049	49	Sa		OCS	S0
15:28:02.68	28:56:39.4	15.31	20196	40	E		OCS	E
15:28:06.35	29:00:41.8	15.40	18419	46	S0		OCS	S0
15:28:10.18	28:50:32.4	15.05	19989	43	Sc		OCS	
15:28:16.58	29:43:36.6	15.92	25077	36	E		OCS	E
15:28:19.37	28:58:13.2	16.29	19846	88				
15:28:26.13	29:03:26.8	15.85	25633	42	E		OCS	E
15:28:26.16	29:16:06.3	15.91	19052	38	Sc		OCS	edgeon Sb
15:28:32.50	28:57:51.3	15.62	19070	64	E		OCS	E
15:28:33.01	29:00:08.7	14.77	19863	46	Sa		OCS	E
15:28:32.43	29:34:40.6	15.98	25913	50	Sb		OCS	Sc
15:28:41.49	29:04:29.4	15.32	19396	49	Sa		OCS	
15:28:44.53	29:06:05.1	15.21	19473	32	SBc		OCS	Sc
15:28:49.29	29:38:36.4	15.95	19431	45	Sc		OCS	Sc

Table 1—Continued

RA 1	Dec 2	$R_{KC}$ 3	$cz$ 4	$czerr$ 5	Type 6	note1 7	sample 8	note2 9
15:28:51.28	29:03:27.0	15.54	20986	34	E		OCS	S0
15:28:52.59	29:07:00.9	16.39	25391	65				
15:29:05.40	29:39:32.6	15.94	20650	100	S0		OCS	S0
15:29:06.85	29:40:40.6	15.46	19964	42	E		OCS	E
15:29:07.63	29:40:12.0	16.10	19376	72	E		OCS	S0
15:29:11.59	29:01:55.6	15.35	24990	36	E		OCS	E
15:29:12.36	29:38:23.9	14.29	19800	52	E		OCS	E
15:29:33.03	29:41:29.3	15.32	20074	66	Sb		OCS	Sb
15:29:35.27	29:41:04.8	15.99	19754	46	Sa		OCS	S0
15:29:36.10	29:08:40.1	15.92	20480	47	Sb		OCS	Sb
15:29:36.77	29:05:55.2	15.20	25847	54	E		OCS	E
15:29:39.43	29:29:51.3	15.34	19287	86	Sb		OCS	edgeon Sb
15:29:42.67	29:04:05.8	15.56	19055	46	Sc		OCS	SBc
15:29:46.37	28:54:55.3	16.22	25421	58				
15:29:50.66	29:25:04.3	16.30	26962	100				
15:29:57.67	28:59:11.4	15.76	26213	47	Sc		OCS	edgeon Sb
15:29:58.32	29:00:09.1	15.34	25307	40	E		OCS	E
15:30:07.54	29:30:54.7	16.35	33856	74				
15:30:10.22	29:00:30.2	15.07	25158	38	S0		OCS	E
15:30:13.80	29:47:50.2	15.79	19381	72	S0		OCS	E
15:30:15.61	29:47:08.8	15.86	34235	42	E		OCS	E
15:30:18.36	29:06:04.4	16.24	25640	49				
15:30:18.78	29:12:33.2	15.55	18711	39	Sa		OCS	E Pec. E+companion? -interacting Pec.
15:30:41.08	29:08:00.9	16.01	19116	86	Sc		OCS	
15:30:53.38	28:52:23.1	16.32	24530	78				
15:31:00.98	28:52:53.8	15.02	24900	43	Sa		OCS	
15:31:01.96	28:57:30.6	16.20	52841	49				
15:31:16.63	28:59:18.8	16.04	24471	47	Sb		OCS	
15:31:24.63	28:59:02.9	16.13	25585	56	E			
15:31:31.31	29:19:50.2	15.53	19910	44	Sb		OCS	
15:32:30.70	29:42:30.6	15.66	17641	39	Sc		OCS	
15:32:41.69	29:24:40.0	15.90	19624	38	Sb		OCS	
15:33:05.37	29:30:42.1	16.05	19431	49	Sc		OCS	
15:33:15.15	29:05:07.5	15.70	18564	57	Sa		OCS	
15:33:16.92	29:27:47.1	14.93	20340	46	Sc		OCS	
15:33:20.84	29:25:27.2	15.23	18615	81	Sb		OCS	
15:33:32.52	29:49:42.4	16.12	16011	100	Sb		OCS	
15:33:44.29	29:20:34.1	16.17	18442	57				
15:33:44.45	29:21:50.7	16.12	17781	108	Sb		OCS	
15:33:44.83	29:24:50.6	16.07	18511	47	Sb		OCS	
15:33:49.77	28:51:31.4	15.45	25481	95	Pec.		OCS	*+spiral? E+spiral?
15:34:09.04	29:10:07.8	15.53	19735	59	Sc		OCS	
15:34:11.62	29:36:34.8	15.49	28271	40	Sc		OCS	
15:34:44.75	29:19:08.7	16.06	34262	91	E		OCS	
15:35:41.01	29:35:59.7	15.34	24948	44	Sc		OCS	
15:36:15.41	28:56:06.3	16.21	36983	69				
15:36:58.83	29:48:31.9	14.69	9558	36	Sb		OCS	
15:37:04.16	29:20:31.2	15.80	11161	41	E		OCS	
15:38:02.54	29:39:43.7	15.62	17990	49	E		OCS	
15:38:43.48	29:24:51.4	15.11	9781	65	Sc		OCS	
15:38:50.32	29:25:26.0	15.24	18122	59	Sb		OCS	
15:38:59.51	29:24:19.0	15.88	17903	26	Sa		OCS	
15:39:06.87	28:51:04.3	16.04	19265	76	E		OCS	
15:40:22.69	29:29:56.4	15.49	18001	33	E		OCS	
15:41:07.97	28:53:31.4	15.37	25558	63	Sc		OCS	

Table 1—Continued

RA 1	Dec 2	$R_{KC}$ 3	$cz$ 4	$czerr$ 5	Type 6	notel 7	sample 8	note2 9
15:41:56.06	29:15:01.8	15.59	15412	59	Sc		OCS	
15:42:15.87	29:03:51.3	15.89	27371	42	Sc		OCS	
15:42:55.45	28:55:28.7	14.72	9560	54	Sc		OCS	
15:43:03.28	29:44:34.4	15.73	17670	100	Sc		OCS	edgeon
15:43:43.36	29:17:25.1	15.61	21873	55	E		OCS	
15:43:44.89	29:25:46.7	14.81	10340	40	Sb		OCS	edgeon
15:44:05.42	28:54:24.4	15.14	22024	45	Sc		OCS	
15:44:47.56	29:16:08.7	15.31	9335	49	S0		OCS	
15:45:15.48	29:42:13.3	15.30	9462	71	E		OCS	
15:45:34.38	29:10:53.3	15.10	17692	58	Sc		OCS	
15:46:34.12	29:24:00.7	16.05	25047	55	E		OCS	
15:47:01.17	29:30:20.6	15.77	28871	47	E		OCS	
15:47:05.16	29:18:10.8	15.48	17003	66	Sc		OCS	
15:47:09.33	29:18:15.8	16.12	24969	65	E		OCS	
15:47:17.83	29:27:15.7	15.71	18703	46	Sb		OCS	
15:47:33.49	29:48:34.6	15.45	18632	49	S0		OCS	
15:47:52.62	29:26:08.8	16.00	25043	27	Sa		OCS	
15:48:00.79	29:44:36.4	16.07	15181	15	Sa		OCS	
15:48:06.11	29:12:09.1	15.52	9227	55	Sb		OCS	edgeon
15:48:15.75	29:07:53.0	15.76	28694	42	Sc		OCS	
15:48:36.30	29:00:07.6	15.81	28884	31	Sa		OCS	
15:48:56.56	29:45:22.9	15.15	28954	40	Sa		OCS	
15:49:03.49	29:21:27.3	15.12	9746	54	Sc		OCS	
15:49:18.67	29:08:01.6	16.24	24690	120				
15:49:43.21	29:21:22.2	15.72	22174	67	S0		OCS	
15:49:46.70	29:10:33.0	15.96	25297	49	E		OCS	dense clus
15:49:48.14	29:10:17.2	16.37	24336	43				
15:49:54.54	29:02:42.7	15.94	22511	73	SBb		OCS	
15:50:04.25	29:11:39.9	15.54	24585	73	S0		OCS	compan.
15:50:05.83	29:11:39.8	16.16	24790	74				
15:50:06.83	29:01:19.3	16.27	21946	85				
15:50:09.86	29:11:05.9	15.44	24902	50	Sa		OCS	compan.?
15:50:22.94	29:01:26.4	15.69	22580	61	Sc		OCS	
15:50:32.86	29:36:01.9	15.76	18657	22	Sb		OCS	
15:50:35.60	28:58:17.1	15.31	22346	51	E		OCS	
15:50:57.57	29:26:00.6	15.62	24987	43	Sc		OCS	
15:51:21.01	28:52:27.3	16.24	45442	50				
15:51:23.73	29:01:12.8	16.18	24778	42				
15:51:39.58	29:26:18.3	15.67	22312	46	Sc		OCS	
15:51:47.10	28:51:37.9	16.27	23094	51				
15:51:51.76	29:08:29.1	16.11	42317	33	S0		OCS	
15:52:00.79	29:20:43.5	16.20	23348	62				
15:52:09.37	29:31:01.1	16.04	22281	49	E		OCS	
15:52:18.61	29:14:00.0	15.94	21994	35	S0		OCS	
15:52:43.25	29:00:53.5	16.00	24070	56	S0		OCS	
15:52:54.74	29:43:12.4	16.04	28610	80	Sc		OCS	Sc
15:53:51.29	28:52:24.1	16.11	28620	55	E		OCS	E
15:53:56.54	29:44:24.0	16.01	21861	33	Sa		OCS	Sa
15:54:07.79	29:35:29.7	15.72	23045	36	S0		OCS	E
15:54:12.70	29:26:13.8	15.66	25641	71	S0		OCS	E
15:54:27.05	28:55:43.6	16.11	23795	55	Sb		OCS	Sc
15:54:35.68	29:13:19.4	15.25	28408	61	S0		OCS	Sa
15:54:38.36	29:18:01.2	16.33	22942	43				
15:54:51.01	28:54:59.9	15.80	26676	32	Sb		OCS	Sa
15:54:56.31	28:59:10.9	15.98	23024	91	Sb		OCS	Sb



Table 1—Continued

RA 1	Dec 2	$R_{KC}$ 3	$cz$ 4	$czerr$ 5	Type 6	note1 7	sample 8	note2 9
15:55:18.25	29:01:08.7	16.31	23260	44				
15:55:18.16	29:06:21.3	14.96	23370	44	Sb		OCS	Sc companion?
15:55:21.00	29:00:49.6	16.24	23257	54				
15:55:24.70	28:58:23.7	15.79	19983	36	E		OCS	E
15:55:28.80	29:43:56.9	15.72	9229	39	Sb		OCS	Sc
15:55:30.45	29:03:19.7	16.30	23390	39				
15:55:41.00	28:58:03.2	15.91	23204	63	S0		OCS	Sa
15:55:41.75	28:56:48.7	16.24	22966	55				
15:55:57.58	28:54:23.3	15.88	23163	42	Sc		OCS	Sc
15:56:07.80	28:53:08.0	15.87	18150	49	Sb		OCS	Sb
15:56:11.66	29:03:20.5	15.00	22738	48	Sa		OCS	S0
15:56:16.88	29:04:12.8	15.93	22810	60	Sc		OCS	Sb
15:56:25.47	29:04:12.3	16.02	24820	60	Sc		OCS	Sa
15:56:28.27	29:05:07.8	15.82	24455	41	E		OCS	E
15:56:35.95	29:41:47.1	15.69	24796	75	Sc		OCS	Sc
15:56:40.98	29:10:38.1	15.72	24119	41	Sb		OCS	
15:56:42.71	29:48:48.4	15.61	25435	80	E		OCS	E
15:56:47.63	29:46:27.8	15.05	25619	57	Sa		OCS	
15:57:15.69	29:23:08.4	16.13	17448	32				
15:57:18.72	29:50:17.6	16.01	0	0			OCS	
15:57:30.21	28:54:25.3	15.66	22832	44	Sb		OCS	edgeon
15:57:39.91	28:52:47.3	15.18	23264	50	Sa		OCS	
15:57:58.66	29:19:21.0	15.83	18234	45	Sb		OCS	
15:58:19.86	29:49:14.7	16.05	24233	44	Sa		OCS	
15:58:21.00	29:50:34.1	15.89	25069	42	Sb		OCS	
15:58:24.88	29:51:09.5	15.10	24705	39	Sb		OCS	
15:58:27.11	29:04:13.4	15.88	27310	41	E		OCS	
15:58:31.69	29:14:03.9	15.83	25799	32	Sc		OCS	
15:58:31.79	29:49:32.2	16.12	0	0			OCS	
15:58:54.25	29:28:51.3	15.59	24915	79	Sc		OCS	
15:59:20.88	29:07:00.5	15.55	20816	73	E		OCS	
15:59:23.03	29:01:00.8	15.00	9306	34	S0		OCS	
15:59:44.34	29:26:15.6	14.91	17340	70	Sc		OCS	
16:00:04.70	29:17:16.5	15.32	24423	48	Sa		OCS	
16:00:05.99	29:13:32.5	16.16	24178	16				
16:00:13.16	29:24:55.5	15.03	17247	55	S0		OCS	
16:00:19.77	29:10:04.6	15.21	23236	89	Sc		OCS	
16:00:29.60	28:54:43.0	14.69	23914	33	Sb		OCS	
16:00:34.68	29:26:20.1	16.14	36586	66				
16:00:54.46	29:03:48.8	16.09	24187	20	Sb		OCS	
16:01:14.95	29:49:22.0	15.74	23112	45	Sc		OCS	
16:01:26.47	29:29:24.9	15.94	4321	16	Sc		OCS	
16:01:29.58	29:21:18.3	15.43	19416	72	Sc		OCS	
16:01:30.85	29:27:05.7	15.75	17250	47	Sc		OCS	
16:01:33.29	29:41:10.0	16.27	25990	104				
16:01:47.56	29:17:29.5	15.87	19350	52	Sb		OCS	
16:01:49.73	28:55:11.5	16.02	23946	69	Sa		OCS	
16:03:36.22	29:38:05.3	16.28	20786	75				
16:03:42.99	29:10:12.2	16.13	15801	52	Sb		OCS	
16:03:43.01	29:22:55.0	15.40	27417	50	E		OCS	
16:03:49.83	29:00:09.4	15.65	26082	74	Sc		OCS	
16:03:55.75	29:30:08.1	16.00	32670	64	Sb		OCS	
16:04:19.69	29:35:15.7	15.90	27498	66	E		OCS	
16:04:25.48	29:24:34.7	15.89	28008	52	Sc		OCS	edgeon
16:04:54.84	29:00:46.3	16.05	26519	65	Sc		OCS	

Table 1—Continued

RA 1	Dec 2	$R_{KC}$ 3	$cz$ 4	$czerr$ 5	Type 6	notel 7	sample 8	note2 9
16:04:57.47	29:38:37.7	15.78	27771	50	Sa		OCS	
16:05:00.39	29:36:40.3	15.21	27927	49	Sc		OCS	
16:05:46.87	29:29:31.6	15.68	16722	58	S0		OCS	
16:05:52.14	29:19:15.8	15.65	24401	74	E		OCS	
16:06:17.70	28:58:22.8	16.09	27654	78	E		OCS	
16:06:31.82	29:27:56.7	15.89	27601	52	E		OCS	
16:06:58.22	29:12:28.2	15.09	27944	64	Sc		OCS	
16:07:19.07	29:50:27.6	16.00	17791	17	Sc		OCS	
16:07:24.69	28:55:37.4	15.54	16335	67	Sc		OCS	
16:07:34.44	29:31:47.5	15.74	9305	41	Sa		OCS	
16:07:36.89	29:18:25.0	14.99	14450	59	E		OCS	
16:07:45.94	29:20:12.3	15.35	7322	49	Sb		OCS	
16:07:48.22	29:31:19.3	15.56	14336	45	Sc		OCS	
16:08:24.28	29:45:17.3	15.29	14400	98	Sc		OCS	
16:08:28.64	28:59:14.9	16.12	26347	63	E		OCS	
16:08:28.67	29:00:39.5	16.04	25748	52	Sc		OCS	
16:08:33.73	29:00:58.9	15.90	26347	62	E		OCS	
16:08:34.19	29:00:36.6	16.07	26780	75	E		OCS	
16:08:41.12	29:09:40.8	16.24	49778	74				
16:08:43.21	29:12:58.4	15.45	7052	67	Sc		OCS	
16:09:15.88	29:17:37.1	15.96	14259	64	E		OCS	
16:09:20.67	29:02:04.1	16.16	16076	55				
16:09:27.30	29:43:02.2	15.88	14119	35	Sc		OCS	
16:09:30.01	29:50:14.8	15.90	9931	37	Sc		OCS	
16:09:47.36	29:11:19.6	15.98	26198	60	E		OCS	
16:09:50.74	28:59:23.7	15.30	23336	76	SBc		OCS	
16:10:16.92	29:07:33.1	14.45	9789	33	E		OCS	
16:10:35.52	29:18:50.7	16.29	15470	72				
16:10:37.13	29:30:46.8	14.67	9232	83	Sc		OCS	edgeon
16:10:43.83	29:18:22.0	15.97	26140	19	Sc		OCS	
16:10:48.93	29:31:51.2	16.12	24464	89	Sc		OCS	
16:10:51.45	29:10:30.0	16.02	37944	59	E		OCS	
16:11:02.09	29:31:29.5	14.74	15591	47	S0		OCS	
16:11:03.81	29:24:36.1	16.04	10100	111	Sc		OCS	edgeon
16:11:09.30	28:58:58.8	15.91	15856	27	E		OCS	
16:11:18.25	29:51:29.9	15.76	28227	67	S0		OCS	
16:11:26.49	29:21:11.9	14.05	15876	56	Sc		OCS	
16:11:27.28	29:47:38.7	15.42	15684	57	S0		OCS	
16:11:29.59	29:27:00.3	14.80	9715	56	Sc		OCS	
16:11:32.95	29:22:25.6	15.88	9187	53	Sb		OCS	
16:11:35.23	29:04:20.6	16.04	15737	75	E		OCS	
16:11:36.24	29:29:32.1	15.55	27543	38	Sa		OCS	
16:11:37.53	29:34:55.7	16.13	27857	53				
16:11:37.56	29:36:14.8	14.84	27890	42	E		OCS	
16:11:44.57	29:44:53.7	16.16	15230	61				
16:11:45.54	29:44:01.4	15.82	15021	52	E		OCS	
16:11:47.69	29:34:22.5	15.88	9489	54	Sc		OCS	
16:11:50.68	29:30:55.4	15.38	15699	46	Sc		OCS	
16:11:51.54	29:51:50.0	14.98	15277	71	Sc		OCS	
16:11:52.59	29:21:47.4	16.34	26318	42				
16:11:53.51	29:10:38.4	14.16	15232	51	SBc		OCS	
16:11:53.14	29:51:20.0	16.36	15277	83				
16:11:55.32	29:49:46.5	14.86	15006	26	E		OCS	
16:11:56.65	29:27:16.6	14.57	9510	57	Sb		OCS	
16:11:58.06	29:09:52.0	15.59	10421	90	Sc		OCS	

Table 1—Continued

RA 1	Dec 2	$R_{KC}$ 3	$cz$ 4	$czerr$ 5	Type 6	note1 7	sample 8	note2 9
16:11:58.19	29:50:18.3	13.12	15006	26	E		OCS	
16:12:01.75	29:33:19.0	15.39	15804	56	E		OCS	
16:12:04.15	29:32:56.7	16.15	15813	54				
16:12:05.41	29:32:49.2	16.00	16013	51	E		OCS	
16:12:10.71	29:51:34.1	15.90	15166	50	Sa		OCS	
16:12:11.24	29:34:27.9	14.29	16135	37	Sb		OCS	
16:12:11.85	29:33:14.4	15.44	16075	48	E		OCS	
16:12:16.78	29:34:22.7	15.39	16314	38	E		OCS	
16:12:18.14	29:04:48.2	14.28	9709	35	E		OCS	
16:12:18.47	29:32:51.3	15.72	15921	44	E		OCS	
16:12:21.20	29:38:50.8	15.96	9525	85	E		OCS	
16:12:24.37	29:24:19.7	16.05	9690	40	E		OCS	
16:12:35.17	29:21:54.3	12.44	10195	23	Sc		OCS	
16:12:35.58	29:29:04.7	12.88	9564	51	E		OCS	
16:12:37.68	29:30:23.7	16.03	10251	39	E		OCS	
16:12:38.80	29:38:38.0	13.99	9624	39	E		OCS	
16:12:40.23	29:10:47.9	15.99	34991	36	S0		OCS	
16:12:43.63	29:11:51.0	16.32	31935	55				
16:12:42.97	29:46:03.9	16.02	18690	62	E		OCS	
16:12:43.54	29:23:50.1	16.31	9369	38				
16:12:46.59	29:28:08.4	16.08	9732	83	E		OCS	
16:12:51.78	29:06:31.7	16.10	9717	42	S0		OCS	
16:12:53.35	29:25:06.6	14.93	9385	67	Sb		OCS	
16:12:53.11	29:36:36.7	16.00	15005	58	Sa		OCS	
16:12:53.73	29:19:11.1	15.82	9965	43	E		OCS	
16:12:58.62	29:33:23.5	15.18	18275	32	Sb		OCS	
16:13:02.82	29:24:52.4	16.31	26286	86				
16:13:16.48	29:23:03.8	15.50	9531	53	Sc		OCS	
16:13:18.69	29:13:43.3	16.16	31870	52				
16:13:29.73	29:06:17.3	16.05	35277	56	E		OCS	
16:13:30.09	29:08:36.5	14.82	23483	62	Sa		OCS	
16:13:47.81	29:09:11.5	15.09	9250	72	Sc		OCS	
16:13:51.60	29:24:01.5	16.10	28452	57	Sb		OCS	
16:14:10.90	29:51:06.3	14.22	10145	33	E		OCS	
16:14:14.94	29:17:32.7	15.38	9848	49	E		OCS	
16:14:48.12	29:18:01.1	16.03	23245	67	Sa		OCS	
16:14:54.56	29:21:41.0	16.05	28371	74	Sa		OCS	
16:14:55.24	29:28:03.5	16.05	23541	97	Sa		OCS	
16:15:31.81	28:55:43.5	15.11	9885	35	Sa		OCS	
16:17:15.10	29:41:26.6	15.89	26895	34	S0		OCS	
16:17:26.37	29:29:19.1	15.28	18062	44	Sb		OCS	
16:17:33.61	29:31:47.8	15.42	18250	49	SBc		OCS	
16:18:11.94	29:13:27.5	15.38	10463	52	Sc		OCS	
16:18:21.19	29:52:08.9	16.14	10308	52				
16:18:28.44	29:47:54.8	16.14	18596	55				
16:18:35.05	29:49:02.0	15.53	18245	45	E		OCS	
16:18:37.64	29:48:48.5	15.68	18284	55	Sc		OCS	
16:18:49.85	29:50:27.5	15.20	18027	50	SBb		OCS	SBb
16:19:01.93	29:44:35.3	15.86	29607	81	Sb		OCS	Sa
16:19:09.72	29:44:06.3	15.89	24652	70	Sc		OCS	Sc
16:19:19.85	29:33:35.5	16.15	25030	52				
16:20:15.99	29:29:19.6	15.16	18343	33	Sb		OCS	edgeon Sb
16:20:17.90	29:00:44.6	16.13	0	0	E		OCS	
16:20:25.06	29:45:11.5	16.01	25006	67	E		OCS	E
16:20:35.39	29:34:16.1	16.36	29015	57				

Table 1—Continued

RA 1	Dec 2	$R_{KC}$ 3	$cz$ 4	$czerr$ 5	Type 6	notel 7	sample 8	note2 9
16:20:41.30	29:47:28.3	16.15	29182	43				
16:20:45.36	29:49:47.6	16.12	29247	54	E		OCS	E
16:20:52.41	29:50:45.0	15.86	27799	57	E		OCS	Sb
16:20:54.21	29:44:26.8	15.83	29801	53	Sa		OCS	Sa
16:20:55.63	29:49:02.5	15.56	28912	32	E		OCS	E
16:21:05.43	29:50:59.5	16.12	26897	70	E		OCS	Sc edgeon
16:21:16.69	29:31:50.3	16.24	35561	84				
16:21:17.17	29:32:56.5	16.18	27857	56				
16:21:21.83	29:37:57.0	16.29	29250	49				
16:21:25.76	29:44:02.9	16.31	29490	75				
16:21:43.17	29:43:31.7	15.51	29364	49	E		OCS	E

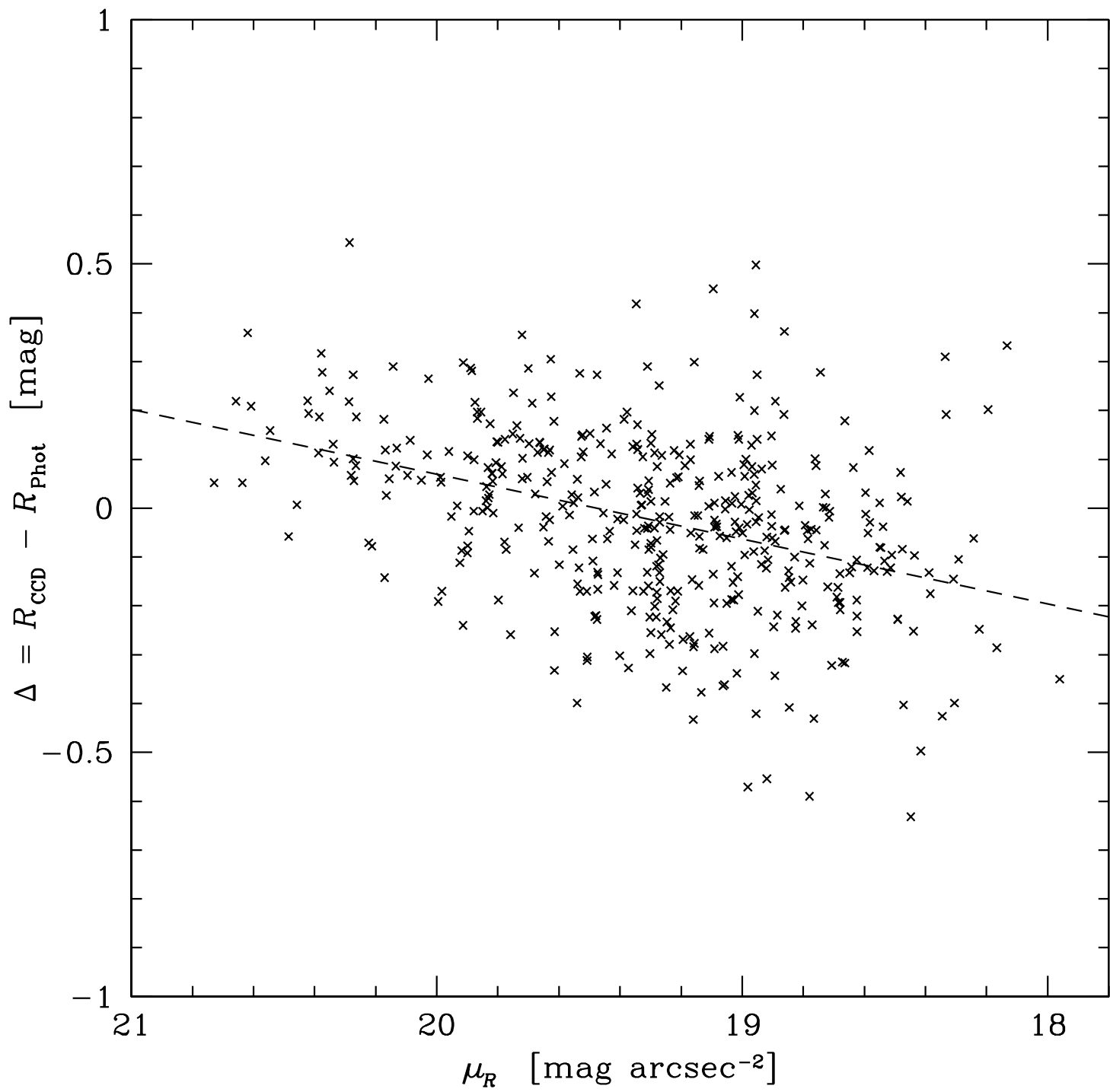


Table 1. Velocities obtained for the RCS and VCS samples

RA	Dec	<i>cz</i>	<i>czerr</i>
8 36 05.38	28 49 28.9	15454	37
8 36 20.77	29 16 37.6	23056	31
8 36 56.09	29 48 06.4	15042	32
8 37 12.46	29 43 44.7	31879	33
8 37 21.34	29 35 42.9	14323	29
8 38 14.95	29 45 20.6	32578	30
8 39 14.69	28 50 11.3	24889	27
8 41 19.75	29 29 14.4	25243	29
8 41 31.94	29 03 59.6	25188	30
8 41 36.93	29 08 11.1	23606	31
8 41 55.78	29 15 27.3	15439	30
8 42 21.84	29 06 11.1	29671	31
8 42 57.40	29 39 40.5	29615	36
8 43 11.98	29 23 47.2	22588	44
8 44 21.41	29 06 08.3	13501	30
8 44 35.15	29 17 14.3	29139	33
8 44 53.56	28 49 52.4	15177	32
8 46 00.03	29 05 48.8	25350	35
8 46 43.38	28 54 31.6	25670	35
8 47 40.73	29 31 27.4	59372	53
8 48 00.65	29 29 35.7	14973	34
8 48 25.63	29 44 09.0	35830	32
8 49 32.54	29 26 19.3	31056	33
8 50 08.63	29 33 02.3	30306	58
8 50 14.20	29 40 50.1	32612	39
8 50 54.79	29 17 15.2	8109	30
8 51 56.98	29 28 48.9	25284	37
8 52 15.89	29 42 51.1	30999	50
8 53 12.06	29 14 53.6	25398	30
8 53 27.98	29 04 56.8	26021	28
8 54 03.63	29 03 05.8	25620	49
8 54 14.86	28 54 09.3	24958	42
8 54 24.78	29 03 35.8	12979	30
8 54 33.02	29 11 21.4	6456	34
8 56 16.81	29 00 10.6	12733	29
8 57 13.80	29 17 33.7	6265	32

Table 1—Continued

RA	Dec	<i>cz</i>	<i>czerr</i>
9 01 24.10	29 03 35.9	12598	32
9 01 26.82	29 29 08.7	25401	29
9 07 08.49	29 28 49.6	19332	30
9 09 21.76	29 23 47.5	16073	36
9 13 53.17	29 04 40.8	16040	31
9 13 54.21	29 04 50.7	16074	29
9 14 08.42	29 44 32.8	6320	30
9 15 59.24	29 09 06.8	4091	31
9 21 29.56	29 41 39.1	18802	30
9 27 01.75	29 12 37.6	18689	28
9 30 42.61	29 38 40.0	22585	38
9 32 08.32	29 14 58.9	42045	47
9 39 41.73	29 01 48.9	38144	41
9 44 00.32	28 52 26.8	31100	33
9 46 42.23	29 20 13.7	33777	28
9 46 57.73	29 41 45.6	33040	45
9 48 31.11	29 14 58.6	33538	100
9 49 15.10	28 55 43.4	14051	36
9 58 40.15	28 52 39.3	6388	30
9 59 57.14	29 17 19.8	6353	26
10 06 18.14	28 56 40.5	1356	30
10 06 50.56	29 20 01.1	28155	35
10 10 42.57	28 50 11.6	10031	29
10 14 33.61	29 19 06.9	6504	29
10 17 18.24	29 14 34.1	14727	30
10 20 21.07	29 24 45.7	24300	36
10 23 55.92	28 59 52.7	46988	52
10 40 07.24	29 20 05.2	29768	42
10 41 22.93	29 33 00.3	35202	28
10 42 04.16	29 33 23.6	11889	33
10 56 52.73	29 03 23.9	14257	31
10 57 49.71	29 40 45.4	16258	34
10 58 57.27	29 29 03.6	21585	37
10 59 24.74	29 26 32.5	21452	34
11 03 30.59	29 08 56.7	9881	29
11 03 45.36	29 30 19.4	21521	29

Table 1—Continued

RA	Dec	<i>cz</i>	<i>czerr</i>
11 05 53.89	28 51 26.7	9635	31
11 10 59.16	29 06 31.7	9371	31
11 11 13.02	28 45 58.1	8670	94
11 16 16.61	29 13 49.1	14260	30
11 16 48.72	29 19 34.7	14611	27
11 16 48.75	29 39 21.6	18055	36
11 17 17.48	28 46 40.7	13703	30
11 17 35.45	29 26 41.9	13552	29
11 19 28.28	28 45 48.2	17903	38
11 19 50.04	29 05 15.9	14140	31
11 19 52.67	29 14 34.5	17409	36
11 23 30.42	29 13 42.9	21848	43
11 27 55.03	28 53 31.4	6676	32
11 32 23.86	28 56 07.0	30642	41
11 36 48.27	29 37 55.9	40915	42
11 38 06.32	29 34 46.3	40732	37
11 38 40.99	29 17 18.1	39174	53
11 39 36.13	28 56 10.8	42325	45
11 40 39.62	29 32 26.0	24162	38
11 41 46.21	28 56 36.1	36101	30
11 42 03.86	28 52 18.1	37399	30
11 42 54.38	28 54 48.7	29238	42
11 45 01.18	29 39 02.8	28636	30
11 46 17.95	28 53 58.3	43904	33
11 46 25.65	29 35 46.6	43514	32
11 47 00.93	29 26 20.2	10074	30
11 47 39.23	29 10 22.4	39998	41
11 47 51.53	29 01 28.8	16549	40
11 49 19.63	29 37 00.0	21321	32
11 49 37.56	29 35 03.8	13573	30
11 56 15.47	29 07 59.0	14693	29
11 56 50.76	29 41 01.1	21304	39
11 57 39.94	29 08 12.7	41700	39
11 58 35.48	29 41 14.2	24456	29
11 58 38.43	29 40 04.5	24480	35
11 58 53.84	29 33 27.5	24276	30



Table 1—Continued

RA	Dec	<i>cz</i>	<i>czerr</i>
11 58 59.09	29 11 36.2	3508	34
11 59 44.88	29 29 36.6	28867	50
12 00 02.61	29 26 04.2	28694	52
12 00 32.51	28 59 07.0	24013	37
12 02 32.11	29 14 37.1	3475	33
12 03 42.84	29 38 19.3	8516	30
12 05 10.56	29 36 54.1	21679	30
12 05 51.98	29 26 47.2	3785	32
12 08 35.66	29 32 29.6	43182	42
12 11 53.47	29 19 00.5	40417	40
12 12 04.88	28 45 10.8	6614	30
12 12 22.87	29 29 47.3	30485	39
12 13 03.87	29 30 20.9	27212	31
12 13 04.77	29 33 36.1	28054	33
12 13 48.24	29 36 19.3	22097	29
12 13 49.74	29 36 43.5	21888	30
12 14 04.44	29 42 50.8	31509	36
12 14 06.01	28 56 39.8	40728	27
12 14 10.68	28 55 31.6	42811	48
12 14 34.48	28 43 51.1	24073	51
12 14 40.32	29 17 19.5	21962	37
12 15 39.60	29 25 14.3	22843	39
12 16 51.60	29 03 15.8	1132	44
12 17 29.59	29 12 21.8	32887	76
12 18 02.83	29 24 39.0	30276	27
12 18 23.45	28 58 29.1	22428	30
12 19 03.14	29 21 07.3	18200	35
12 20 35.78	29 17 59.8	26871	51
12 20 54.88	29 25 19.7	29552	29
12 21 52.76	28 57 06.2	12624	31
12 21 53.44	29 05 19.0	20130	30
12 22 23.58	29 26 37.5	7853	30
12 23 57.38	29 35 47.7	765	57
12 25 27.17	28 57 32.0	19397	37
12 25 28.92	28 55 38.3	19578	29
12 26 39.49	29 33 45.2	17461	30

Table 1—Continued

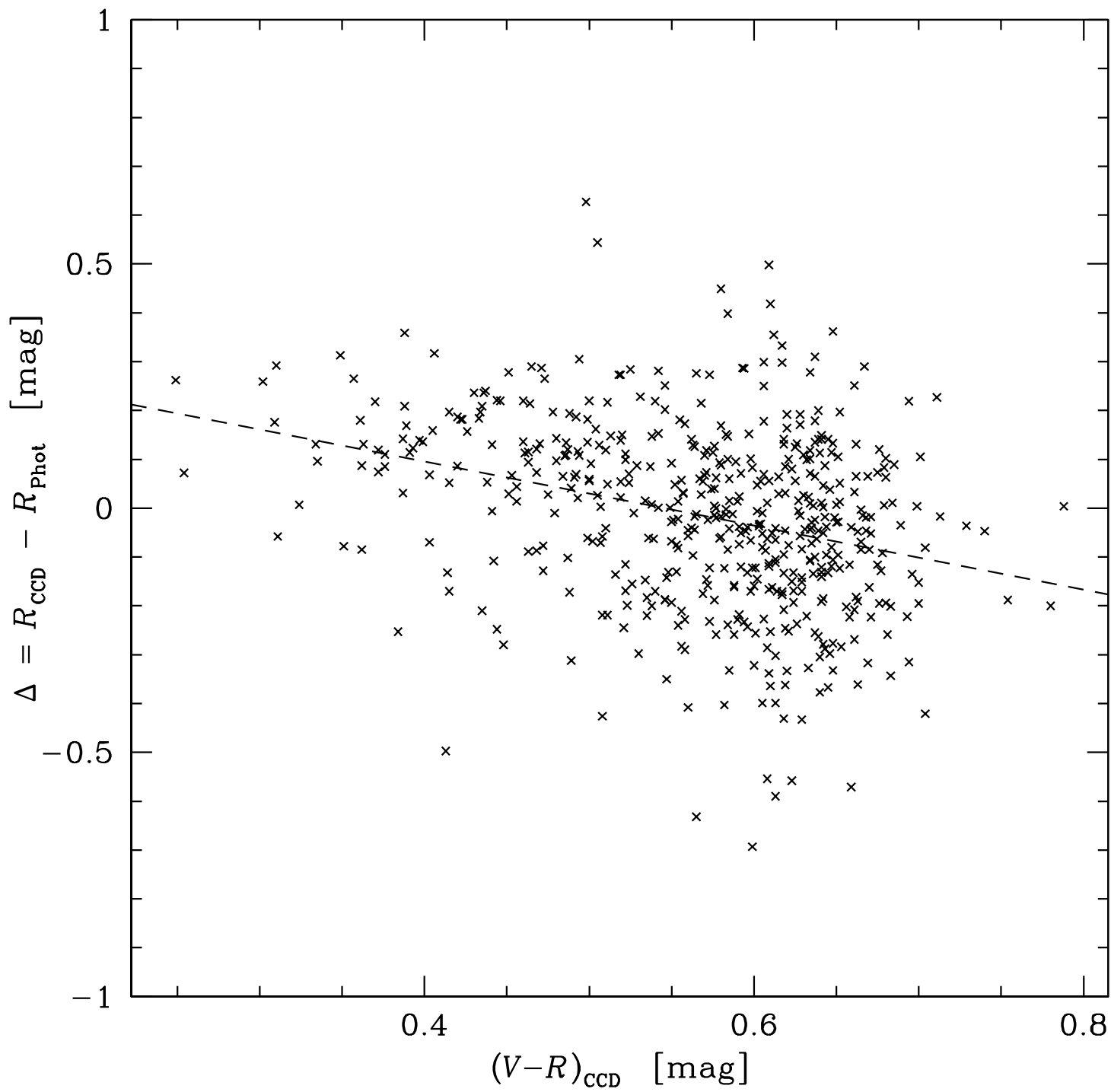
RA	Dec	<i>cz</i>	<i>czerr</i>
12 27 29.73	29 13 55.6	17335	30
12 28 53.89	28 50 21.5	14919	32
12 28 56.41	28 52 09.5	25377	30
12 29 43.58	28 50 39.9	51287	37
12 30 11.82	29 34 18.5	38549	49
12 30 53.30	29 03 46.1	18159	44
12 31 08.00	28 50 29.0	18575	32
12 31 25.39	29 11 08.2	4395	31
12 32 20.21	29 16 59.9	26182	40
12 32 21.79	29 24 41.1	15263	33
12 32 43.11	28 55 29.2	25447	41
12 33 30.60	28 56 08.9	9179	33
12 33 47.83	29 42 16.2	27386	30
12 34 24.34	29 07 59.0	44840	43
12 35 08.76	29 10 51.6	19075	44
12 35 08.76	29 10 51.6	19083	33
12 35 18.60	29 06 15.0	18417	38
12 35 21.99	29 34 16.3	15236	30
12 35 39.98	28 56 06.9	24449	31
12 35 40.90	29 10 54.0	19504	29
12 35 49.79	29 11 19.2	19335	34
12 37 39.79	29 12 47.0	18642	49
12 38 47.65	28 50 30.5	7270	30
12 39 20.59	28 54 47.4	7480	31
12 41 12.38	29 03 53.9	40187	229
12 41 13.09	28 53 09.6	19933	30
12 41 27.98	28 47 28.5	10518	30
12 43 11.67	29 38 52.9	28738	30
12 43 32.68	29 28 21.5	40528	42
12 43 55.17	29 37 49.4	31111	50
12 44 08.79	29 32 03.1	28539	49
12 44 28.05	29 42 30.6	30929	33
12 44 54.69	29 40 06.3	17342	38
12 45 07.45	28 45 17.8	16552	37
12 47 05.61	29 28 33.6	40981	33
12 47 12.99	29 27 31.6	14978	30

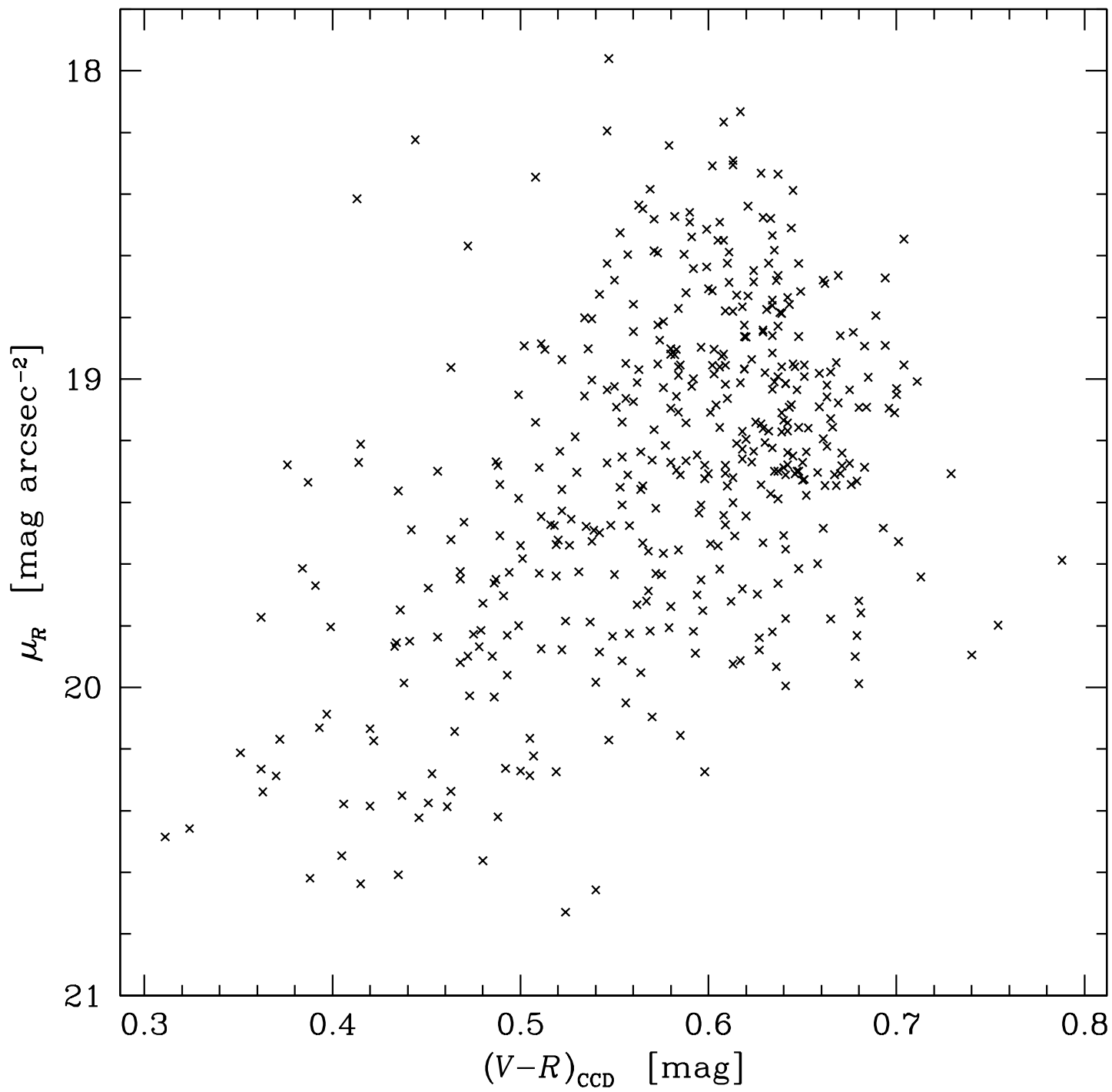
Table 1—Continued

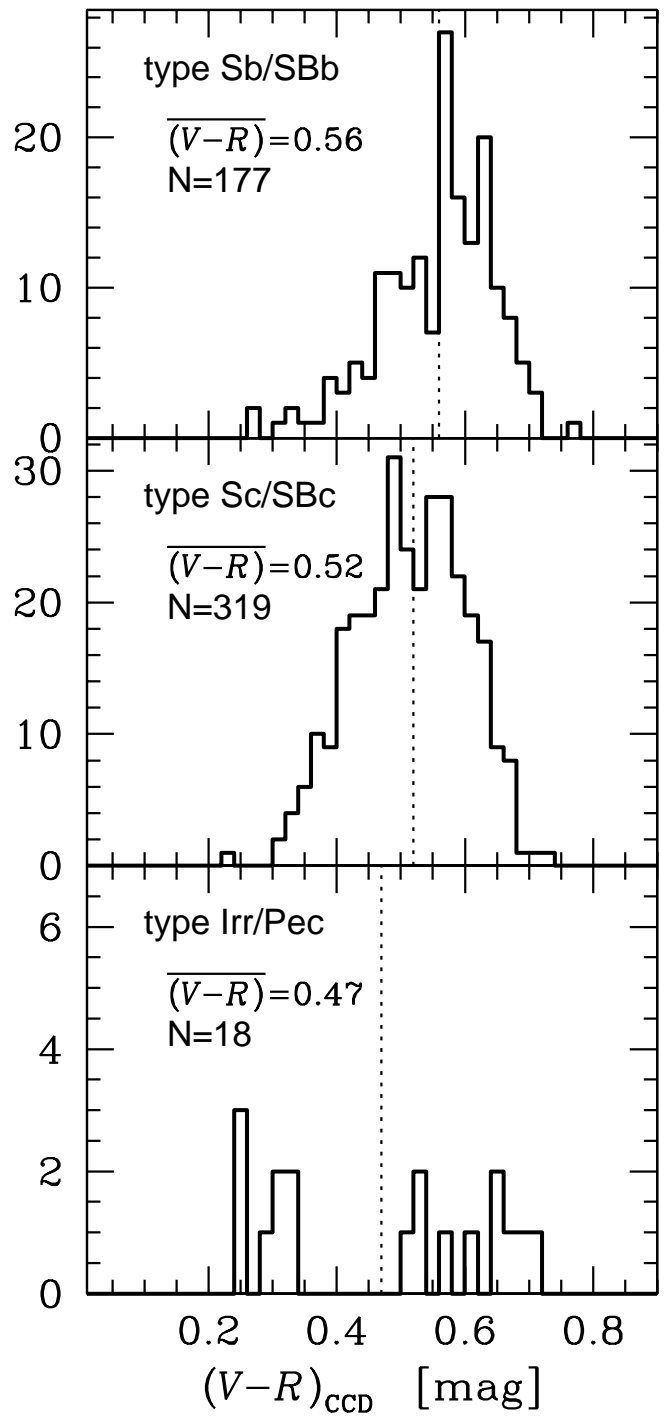
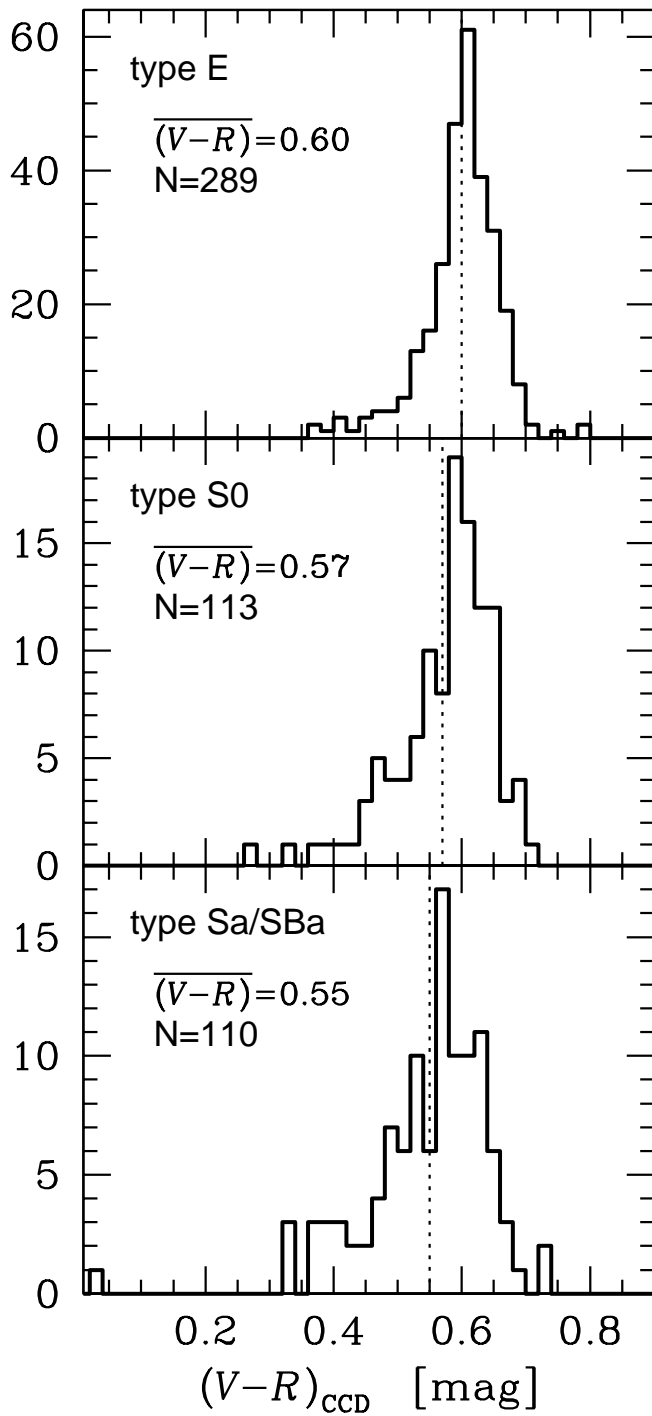
RA	Dec	<i>cz</i>	<i>czerr</i>
12 48 38.43	29 11 24.7	7119	30
12 49 04.09	28 53 08.9	18354	33
12 50 32.39	28 44 59.2	14701	29
12 52 41.88	28 57 34.0	9810	30
12 52 53.10	29 13 28.0	25457	33
12 53 54.12	29 21 44.3	16965	31
12 54 38.43	29 09 37.5	18526	34
12 56 40.04	29 35 32.6	25371	30
12 57 05.28	28 58 52.9	20253	37
12 57 22.63	29 09 58.8	20513	40
12 58 06.93	29 02 04.0	7277	49
12 58 18.25	29 07 43.2	7815	29
12 58 18.28	29 07 30.3	18531	30
12 59 37.63	29 28 19.8	28430	34
13 00 06.60	29 27 45.0	6554	26
13 00 21.18	29 20 12.8	17193	33
13 01 09.33	29 28 45.4	25182	29
13 01 24.53	29 18 30.6	7181	30
13 01 25.27	29 18 48.3	7024	30
13 01 39.59	29 20 13.9	23471	32
13 02 04.44	28 53 40.1	8116	25
13 02 19.43	28 57 09.2	10373	27
13 02 25.67	28 51 29.0	6687	30
13 04 38.77	28 58 21.3	7609	30
13 05 53.05	29 35 58.0	16708	34
13 06 14.90	29 03 52.5	7030	29
13 06 41.92	28 54 24.3	7689	39
13 07 49.24	29 25 47.9	72075	72
13 09 08.94	28 53 32.9	7443	26
13 09 34.35	29 17 32.8	36779	46
13 09 40.58	29 13 22.9	25407	41
13 11 38.16	29 16 15.2	18217	33
13 13 52.01	29 18 50.6	23069	40
13 14 37.63	29 19 05.4	6525	30
13 14 39.70	28 44 37.0	41100	39
13 15 37.88	29 39 30.1	6554	35

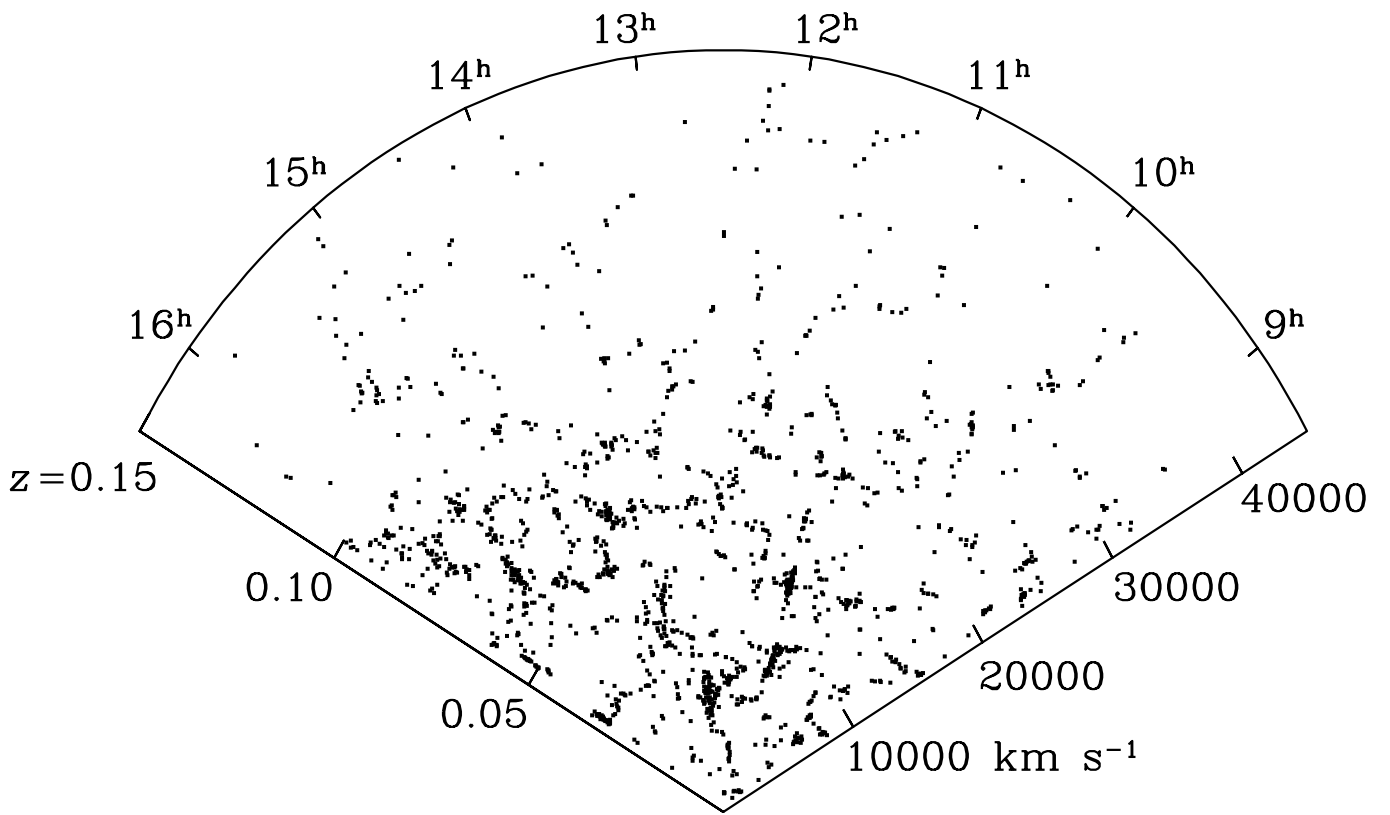
Table 1—Continued

RA	Dec	<i>cz</i>	<i>czerr</i>
13 16 03.95	29 22 54.5	11329	31
13 16 59.96	28 59 22.6	27892	30
13 17 32.45	28 59 12.3	18251	37
13 22 37.40	29 41 12.6	33422	32
13 22 44.07	29 24 35.2	27781	40
13 23 02.99	29 22 29.1	32927	56
13 24 53.80	28 46 16.8	17474	32
13 26 24.65	29 30 36.7	37714	42
13 27 26.07	29 02 38.0	40446	37
13 29 49.18	28 52 08.4	22936	30

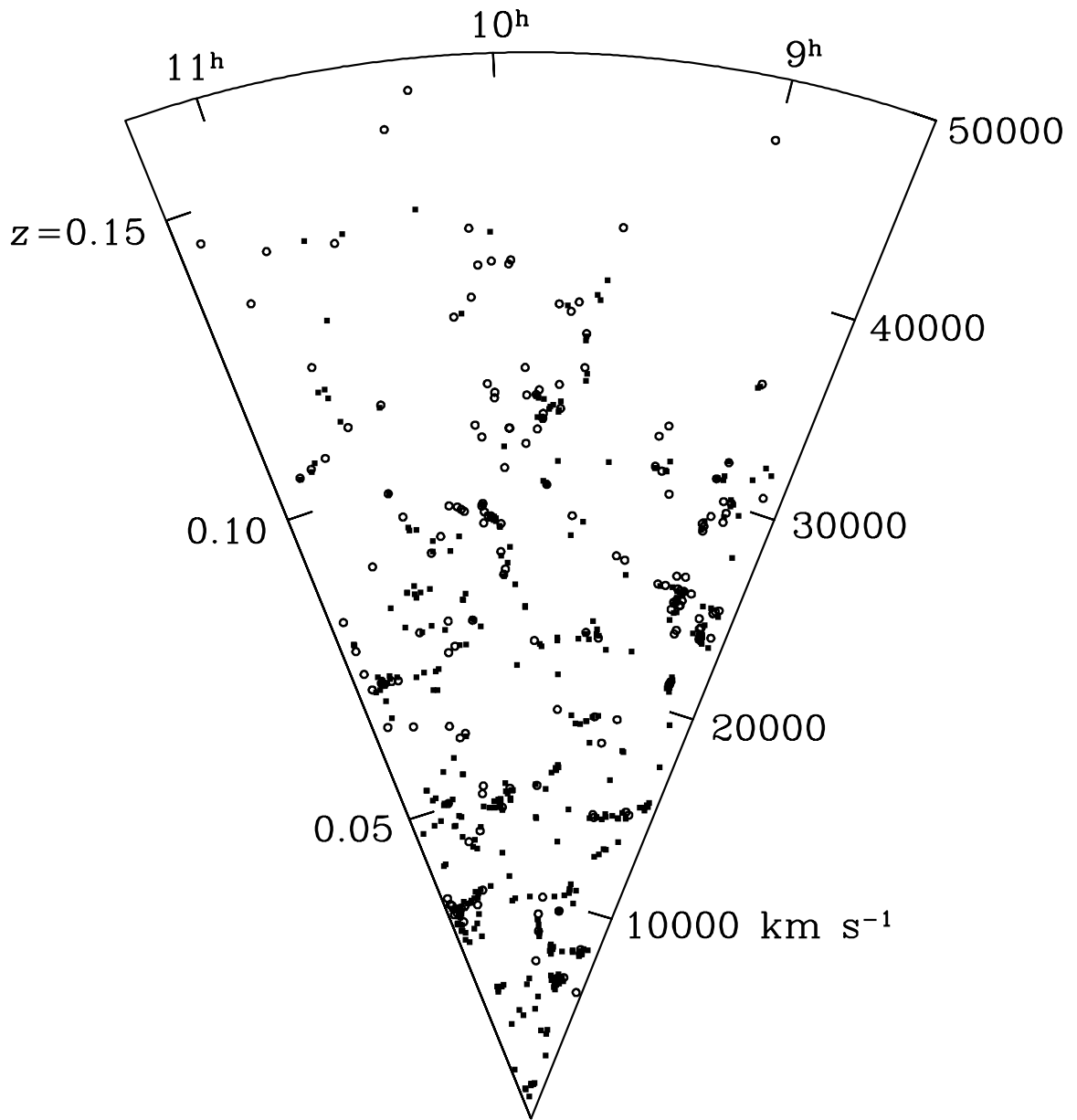


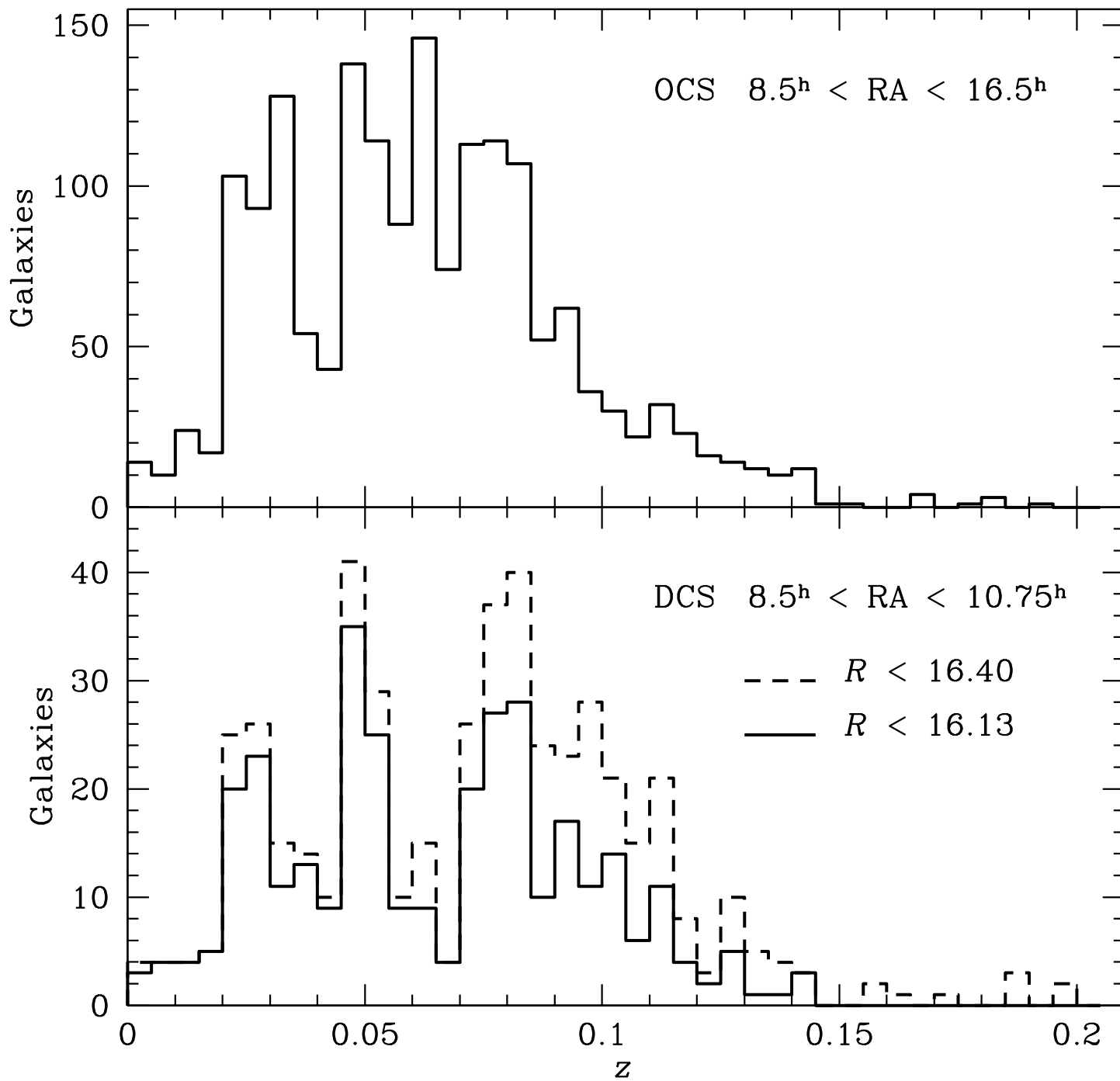












# Redshifts for 2410 Galaxies in the Century Survey Region <sup>1,2</sup>

Gary Wegner and John R. Thorstensen

Department of Physics & Astronomy, 6127 Wilder Laboratory, Dartmouth College,  
Hanover, NH 03755-3528

Michael J. Kurtz, Warren R. Brown, Daniel G. Fabricant, Margaret J. Geller

John P. Huchra

Smithsonian Astrophysical Observatory, 60 Garden Street, Cambridge, MA 02138

Ronald O. Marzke

Department of Astronomy and Physics, San Francisco State University, San Francisco, CA

Shoko Sakai

Division of Astronomy and Astrophysics, UCLA, Los Angeles, CA 90095

Received \_\_\_\_\_; accepted \_\_\_\_\_

---

<sup>1</sup>Work reported here based partly on observations obtained at the Michigan-Dartmouth-MIT Observatory

<sup>2</sup>Work reported here based partly on observations at the Multiple Mirror Telescope, a joint facility of the Smithsonian Institution and the University of Arizona

## ABSTRACT

The ‘Century Survey’ strip covers 102 square degrees within the limits  $8.5^h \leq \alpha_{1950} \leq 16.5^h$ ,  $29.0^\circ \leq \delta_{1950} \leq 30.0^\circ$ . The strip passes through the Corona Borealis supercluster and the outer region of the Coma cluster.

Within the Century Survey region, we have measured 2410 redshifts which constitute four overlapping complete redshift surveys: (1) 1728 galaxies with Kron-Cousins  $R_{phot} \leq 16.13$  covering the entire strip, (2) 507 galaxies with  $R_{phot} \leq 16.4$  in the right ascension range  $8^h32^m \leq \alpha_{1950} \leq 10^h45^m$ , (3) 1251 galaxies with absorption- and K-corrected  $R_{CCD,corr} \leq 16.2$  covering the right ascension range  $8.5^h \leq \alpha_{1950} \leq 13.5^h$  and (4) 1255 galaxies with absorption- and K-corrected  $V_{CCD,corr} \leq 16.7$  also covering the right ascension range  $8.5^h \leq \alpha_{1950} \leq 13.5^h$ . All of these redshift samples are more than 98% complete to the specified magnitude limit.

We derived samples (1) and (2) from scans of the POSS1 red (E) plates calibrated with CCD photometry. We derived samples (3) and (4) from deep V and R CCD images covering the entire region.

We include coarse morphological types for all of the galaxies in sample (1). The distribution of  $(V - R)_{CCD}$  for each type corresponds appropriately with the classification.

*Subject headings:* Cosmology: observations – cosmology: theory – galaxies: distances and redshifts – large-scale structure of universe

## 1. Introduction

Redshift surveys have come of age. A host of samples derived from optical imaging surveys cover sizable solid angles and contain more than 1000 galaxies (Davis et al. 1982; Geller and Huchra 1989; Giovanelli and Haynes 1989; Loveday et al. 1992; da Costa et al., 1994; Ratcliffe et al. 1996; Shectman et al., 1996; Vettolani et al., 1997; York et al. 2000; Cross et al. 2001). The surveys range from recent mega-projects like the 2dF (Cross et al. 2001) and Sloan (York et al. 2000) surveys to the smaller ESO Key Program (Vettolani et al., 1997) and the Century Surveys which we are discussing here (Geller *et al.* 1997). Only three of these surveys are in the R-band: the Las Campanas (Shectman et al., 1996), Sloan (York et al. 2000) and Century (Geller et al. 1997) surveys.

We acquired the 2410 redshifts in this paper to complete four redshift surveys in the Century Survey strip: (1) the original Century Survey of 1728 galaxies Kron-Cousins (Kron, White, & Gascoigne 1953)  $R_{phot} \leq 16.13$  covering the entire strip (Geller *et al.* 1997; OCS hereafter), (2) a survey including 508 galaxies with  $R_{phot} \leq 16.4$  in the right ascension range  $8^h 32^m \leq \alpha_{1950} \leq 10^h 45^m$  (DCS hereafter), (3) a survey of 1251 galaxies with absorption- and K-corrected  $R_{CCD,corr} \leq 16.2$  covering the right ascension range  $8.5^h \leq \alpha_{1950} \leq 13.5^h$  (Brown *et al.* 2001; RCS hereafter) and (4) a survey of 1255 galaxies with absorption- and K-corrected  $V_{CCD,corr} \leq 16.7$  also covering the right ascension range  $8.5^h \leq \alpha_{1950} \leq 13.5^h$  (Brown *et al.* ; VCS hereafter). All of these sets of redshifts are more than 98% complete to the specified magnitude limit.

The OCS cuts through the Great Wall and provides a sample of galaxies 2.3 magnitudes fainter than the characteristic  $L_*$  magnitude within it. The redshift survey also includes the Corona Borealis supercluster ( $\alpha_{1950} = 15.3^h$  to  $15.6^h$ ;  $\delta_{1950} = 27.5$  to  $32^\circ$ ) containing the galaxy cluster A2079 and the outer fringes of A1656, the Coma cluster

( $\alpha_{1950} = 12^h 57.5^m$ ;  $\delta_{1950} = 28^\circ 15'$ ). In addition, the survey samples the Abell galaxy clusters A690, A1185, A1213, A2162, and A2175.

We include the photographic magnitudes,  $R_{phot}$ , used to define the OCS and DCS samples. For the galaxies in the OCS, we list morphological types. To our knowledge, there are no other complete redshift surveys to this depth with morphological types.

Section 2 discusses the photographic photometry. We use the CCD photometry for the RCS and VCS (Brown *et al.* 2001) to examine residual systematics in the photographic photometry. We also use the CCD photometry to show that the morphological types are sensible. Section 3 describes the spectroscopic observations and data reduction procedures. Section 4 gives the catalog of redshifts, photographic magnitudes, and morphological types along with a brief discussion of the OCS and DCS samples derived from the photographic photometry. We conclude in Section 5.

## 2. Photometric Data and Sample Selection

We constructed the OCS galaxy catalog from scans of the POSS1 E plates according to the procedures outlined by Kurtz *et al.* (1985).

For each galaxy in the catalog we derived an isophotal magnitude to a bright limiting isophote which varies unavoidably from plate to plate. Two drift scans from  $8^h 27^m$  to  $11^h 55^m 55^s$  and from  $11^h 50^m$  to  $15^h 45^m$  provided the basis for the magnitude calibration (Ramella *et al.* 1995; Kent *et al.* 1993). The drift scans are both centered at  $\delta = 29.5^\circ$ . The drift scan for early  $\alpha$ 's was done with the 1.2-m telescope and for late  $\alpha$ 's with the 61-cm telescope (now retired) of F. L. Whipple Observatory (FLWO). We also used pointed observations to check the drift scans and to calibrate the three POSS plates E924, E1365,

and E134 which cover the right ascension ranges  $8^{\text{h}}32^{\text{m}}32^{\text{s}}$  to  $8^{\text{h}}58^{\text{m}}50^{\text{s}}$  and  $15^{\text{h}}53^{\text{m}}$  to  $16^{\text{h}}19^{\text{m}}44^{\text{s}}$ .

We used an iterative procedure to calibrate the photographic photometry. First, we fixed a preliminary zero-point on each plate by comparing the instrumental magnitudes with the drift scans of Ramella *et al.* (1995) and Kent *et al.* (1993) at  $R = 16.0$ . We then combined data from all plates and obtained a preliminary global slope for the scale error. We then redetermined the zero-point (at  $R = 16.0$ ) for each plate and fit a new global slope. The procedure converged after two iterations.

Recently Brown *et al.* (2001) obtained  $V$  and  $R_{KC}$  photometry for 1295 galaxies in the Century strip from CCD images with median rms errors of  $\pm 0.042$  mag. in both  $R_{CCD}$  and  $V_{CCD}$ . By comparing the galaxy coordinates from the CCD data with those from the PDS scans of the POSS1 plates, we estimate the rms error in the photographic coordinates,  $\Delta\theta = \pm 0.29''$ .

The extensive CCD photometry enables a clean evaluation of the RMS error in the photographic magnitudes and of the residual systematic errors. Figure 1 compares the photographic CS photometry with the CCD photometry of Brown *et al.* (2001). The zero-point offset  $\Delta = R_{CCD} - R_{phot} = 0.014 \pm 0.22$ , is well within the average zero-point error in the CCD photometry ( $\pm 0.034$  mag). The  $\pm 0.22$  magnitude scatter of the photographic relative to the CCD photometry is consistent with the  $\pm 0.25$  magnitude photographic scatter estimated by Geller *et al.* (1997).

EDITOR: PLEASE PLACE FIGURE 1 HERE

Figure 2 shows  $\Delta$  as a function of  $R_{CCD}$  for 935 CS galaxies. The comparison indicates a residual slope of 0.07 mag/mag, a 10% error in the original zero-point slope. The brightest  $R < 11$  CS galaxies are  $\sim 0.5$  magnitudes brighter than the photographic

magnitude; the offset decreases for fainter galaxies. This error is consistent with variation in the non-linearity from plate to plate.

EDITOR: PLEASE PLACE FIGURE 2 HERE

Figure 3 shows  $\Delta$  as a function of the peak R surface brightness returned by SExtractor (Bertin & Arnouts 1996) from the CCD data for 429 galaxies with  $15.5 \leq R_{CCD} \leq 16.13$ . In this apparent magnitude range the zero-point offset between the photographic and CCD magnitudes is small. The sample of galaxies in Figure 3 have a cleanly defined surface brightness peak (i.e. there are no cosmic rays or bad columns, no superimposed stars, etc.). For the lowest surface brightness galaxies, the photographic magnitudes are brighter than the CCD magnitudes; for high surface brightness galaxies, the effect is the reverse. The sense of the systematic deviations is as expected from the effect of saturation on the photographic magnitudes. The dashed line in Figure 3 shows the best-fit relation  $\Delta = 0.13\mu_R - 2.59$  where  $\mu_R$  is the peak R-band surface brightness.

EDITOR: PLEASE PLACE FIGURE 3 HERE

Figure 4 shows  $\Delta$  as a function of  $(V - R)_{CCD}$  for the 508 galaxies in the same range of apparent magnitude as in Figure 3. The photographic magnitudes are too bright for the blue (generally low surface brightness) galaxies and too faint for the red (generally higher surface brightness) galaxies. The best-fit relation (dashed line) is  $\Delta = -0.66(V - R)_{CCD} + 0.36$ . Because central surface brightness and color are correlated, the underlying systematic effect is the same here as in Figure 3.

EDITOR: PLEASE PLACE FIGURE 4 HERE

This correlation is shown in Figure 5 which is a plot of surface brightness,  $\mu_R$ , against color index  $(V - R)_{CCD}$  for the same sample of galaxies as in Figures 3 and 4.

EDITOR: PLEASE PLACE FIGURE 5 HERE



Table 1 lists the 4 magnitude limited redshift surveys which can be extracted from the data in Tables 2 and 3 (along with the photometry from Table 3 of Brown et al. (2001)) and their properties. In addition to the two samples, the OCS and DCS, originally derived from the plate scans, Brown *et al.* (2001) constructed two more rigorously defined magnitude limited redshift surveys, the RCS and VCS, in the 64 square degree region with CCD photometry. The uncorrected photographic photometry in Table 2 determines the limiting magnitude for the OCS and DCS surveys. Constructing samples from photometric surveys before correction for systematic effects has been standard procedure. However, as emphasized Brown *et al.* (2001), making absorption and K-corrections before magnitude limiting the sample ensures that the redshift survey samples galaxies of all spectroscopic types to the same effective depth. We derived the RCS and VSC samples *after* absorption- and K-correcting the relevant CCD magnitudes. Table 1 lists both the total number of galaxies in each sample and the number with redshifts; all of the samples are more than 98% complete to the specified limit.

EDITOR: PLEASE PLACE TABLE 1 HERE

## 2.1. Morphological Types

One of us (GAW) used a 30 power magnifier to estimate morphological types for all OCS galaxies with photographic  $R_{phot} \leq 16.13$  from the glass copies of the POSS1 O (blue) plates, which for this work were found to be superior to the paper and digitized copies. With mounting distance the classifications are increasingly difficult. At the largest redshifts this amounts to an estimate of the disk-to-bulge ratios which can still be seen when spiral structure is no longer resolved. Consequently the Hubble types are in coarse bins: E, S0, Sa, Sb, Sc, and Irr plus the corresponding barred types. Double morphological type entries in Table 2 indicate galaxies with images on more than one plate; from these overlaps we

estimate that the classification error is  $\pm 1$  type.

EDITOR: PLEASE PLACE FIGURE 6 HERE

For the region with CCD photometry, Figure 6 shows the  $(V - R)_{CCD}$  color distribution for each morphological type. We do not distinguish between barred and unbarred members of the class. From E through Sc, the mean color for each morphological type corresponds remarkably well to the colors quoted by Fukugita, Shimasaku & Ichikawa (1995; FSI, Table 3a). Although sparsely populated, our color distribution for the Im/Irr class, appears bimodal. The color of the blue peak corresponds to the typical  $V-R_C$  color (0.31) quoted by FSI. The CCD images reveal that many objects in the red “peak” are tight pairs: some of these show obvious tidal distortions and others are pairs of early-type galaxies. Most of these pairs are not clearly resolved on the POSS1 plates.

### 3. Spectroscopic Observations

Tables 2 and 3 list a total of 2437 galaxies in the CS region. All but 27 of the galaxies in Table 2 have redshifts; all but 14 redshifts were measured with Dartmouth or CfA facilities including the 2.4 m Hiltner telescope of the Michigan-Dartmouth-MIT (MDM) Observatory on Kitt Peak, the Multiple Mirror Telescope (MMT) on Mount Hopkins, and the 1.5 m telescope of the Fred Lawrence Whipple Observatory.

We generally observed galaxies in the denser fields with the 2.4 m using the ‘Decaspec,’ a ten-object fiber instrument built for this project. We used the MMT (in its original configuration) and the Whipple Observatory 1.5 m to obtain individual spectra in more sparsely populated regions where the multiplexing feature of the Decaspec was not advantageous.

### 3.1. MDM Decaspec Observations

We measured 1019 redshifts with the Decaspec or the Mark III Spectrograph on the 2.4m Hiltner Telescope at the MDM Observatory. Fabricant & Hertz (1990) describe the Decaspec, a fiber-moving head mounted on the telescope in front of the spectrograph. The Decaspec has ten movable probes; each of the probes contains five 2.3 arcsec diameter optical fibers set in a row with 21 arcsec spacing. The probes run along parallel tracks over the 20 arcmin diameter field of the 2.4 m Hiltner telescope. The motion of the probes along and perpendicular to the tracks combined with instrument rotation enables target acquisition with one fiber per probe. The light from the Decaspec feeds into the Mark III spectrograph, designed by W. A. Hiltner.

We made all of the CS observations with a 300 lines/mm grism blazed at 5400 Å. The Decaspec observations began in 1989 May. We used a number of CCD detectors during the course of the observations. All of these detectors delivered a resolution of  $\sim 12$  Å FWHM and a spectral coverage of approximately 4000 - 7000 Å.

The observations usually consisted of three 40 minutes integrations to enable cosmic ray rejection. Our subsequent data reductions to one-dimensional spectra used the ‘apextract’ package in IRAF<sup>3</sup> (Tody 1986). We used standard data reduction techniques with custom scripts written to simplify the book keeping. We used the ‘imcombine’ option to combine the three spectra and extracted the resulting spectrum with ‘apsum.’ We used continuum spectra from a screen inside the dome for flattening; we constructed individual

---

<sup>3</sup>IRAF is distributed by the National Optical Astronomy Observatories which is operated by the Association of Universities for Research in Astronomy, Inc. under contract with the National Science Foundation

wavelength calibrations from HgNeXe comparison exposures before and after each object integration. Generally we fitted a 4th or 5th order polynomial to the non-linear part of the wavelength correction curve.

We used the four non-object fibers from each probe of the Decaspec for sky subtraction. We corrected differences in the fiber transmission by normalizing the strong  $\lambda 5577$  night sky line equivalent widths in all the spectra to the galaxy fiber and then subtracting the median of the four spectra from the object spectrum. By dividing the galaxy spectra by very high signal to noise blue star spectra (with all stellar absorption lines removed) normalized to 1.0 everywhere, we eliminated the strong telluric night sky absorptions in the red due to water and  $O_2$ .

To produce template spectra, we observed velocity standards at least once nightly. The templates included stars used routinely at the CfA along with IAU radial velocity standards from the *Astronomical Almanac*. We obtained at least 10 separate spectra through one fiber in each of the 10 probes. We reduced these spectra as described above; we then removed velocity shifts and summed the spectra to produce a template.

Thorstensen (Thorstensen *et al.* 1989) wrote the software to extract redshifts and their estimated errors. The software includes the Tonry & Davis (1979) cross-correlation algorithm for absorption line spectra and a multiple Gaussian fitting routine for emission lines. We accepted only cross-correlation velocities with high formal statistical confidence; we checked all fits by eye. For most objects,  $R \gtrsim 3.0$  with  $R > 10$  common. The mean uncertainty in redshifts derived from the Decaspec is  $\pm 44.5 \text{ km s}^{-1}$ .

We observed several hundred galaxies one-by-one with the Mark III spectrograph or the 1.5 FWLO spectrograph. The data reductions were identical to those in the redshift survey of the fainter Zwicky galaxies in the first CfA strip (Thorstensen *et al.* 1989, 1995,

Wegner *et al.* 1990).

### 3.2. MMT Observations

We observed 1079 galaxies with the Multiple Mirror Telescope (MMT). We used the blue channel of the MMT spectrograph and the photon-counting Reticon system (Latham 1982) and, later, the blue and red channels with CCD detectors for the observations. The reduction to heliocentric radial velocity employed the RVSAO package of Kurtz *et al.* (1992) and Mink & Wyatt 1992) developed at the CfA, and closely resembles the MDM procedures. These techniques are described by Huchra *et al.* (1995, 1999). The typical external error in the MMT velocities is  $\sim 35 \text{ km s}^{-1}$ .

### 3.3. Recent 1.5-meter FLWO Observations

To complete the RCS and VCS (Brown *et al.* 2001), we measured 226 new redshifts with the FAST (Fabricant *et al.* 1998) spectrograph on the Fred Lawrence Whipple Observatory 1.5m telescope in 2000 April and 2000 November; Table 3 lists these redshifts. From 1994 through 1996 we also used FAST to measure 72 redshifts in the OCS (included in Table 2). We used the 300 line/mm grating with  $6 \text{ \AA}$  resolution, and measured velocities with the cross-correlation package RVSAO (Kurtz & Mink 1998). The mean uncertainty of the velocities is  $\pm 40 \text{ km s}^{-1}$ .

### 3.4. Previously Published Redshifts

Some of our redshifts have been published previously: 164 redshifts are from Huchra *et al.* (1990), 92 are from Thorstensen *et al.* (1989), and 11 are from Willmer *et al.* (1996). The Huchra *et al.* (1990), Thorstensen *et al.* (1989) redshifts were acquired using the same instruments and reduction methods described above; they have the same zero points and errors.

## 4. The Catalog of Redshifts

Table 2 lists the data for the OCS, for the DCS and for some fainter objects. Columns 1 and 2 are the epoch 2000.0, Right Ascension and Declination measured from the POSS1 plates (these coordinates agree very well with the ones determined from the CCD images). Column 3 is the  $R_{phot}$  magnitude calibrated as in Geller *et al.* (1997) and as described in Section 2.

Columns 4 and 5 contain the heliocentric redshift and its error, respectively. Column 6 is the estimated morphological type. Column 7 contains notes for objects with poor positions: IP indicates an interacting galaxy pair, CG indicates a companion galaxy, and NS indicates a nearby star. Column 8 contains the sample designation (OCS or DCS). Column 9 contains GAWs classification notes.

EDITOR: PLEASE PLACE TABLE 2 HERE

For galaxies required to complete the samples of Brown *et al.* (2001), Table 3 lists epoch 2000.0 Right Ascension and Declination (columns 1 and 2, respectively), columns 3 and 4 are the heliocentric redshift and its error, respectively. Brown *et al.* (2001; Table 3) publish CCD  $V$  and  $R_{KC}$  magnitudes, galactic extinctions, and K-terms for *all* of the

galaxies in their samples.

EDITOR: PLEASE PLACE TABLE 3 HERE

The cone diagrams in Figures 7 and 8 show the two complete redshift surveys defined from the photographic photometry in Table 2. Figure 9 shows the corresponding redshift histograms. The Great Wall contributes the peak at redshifts between 0.02 and 0.035.

Geller *et al.* (1997) discuss the OCS ; they derive an R-band luminosity function and luminosity density  $j = 2.8 \pm 0.9 \times 10^8 L_{\odot}$ , in excellent agreement with the value recently reported by Blanton *et al.* (2001) who analyze a portion of the Sloan Digital Sky Survey. Brown *et al.* (2001) derive an R-band luminosity function and corresponding luminosity density for the CCD-based RCS. Their results are consistent with the photographic determination. Brown *et al.* show further that the OCS omits few LSB galaxies with  $\mu(0)_R > 20.8$  mag arcsec<sup>-2</sup>; the photographic catalog contains 12 LSB galaxies with  $R_{phot} < 16.13$  and the CCD catalog contains 15 in the overlap region.

EDITOR: PLEASE PLACE FIGURES 7, 8 AND 9 HERE

The DCS in Figure 8 is 0.27 magnitudes deeper than the OCS over the right ascension range  $8.5^h \leq \alpha_{1950} \leq 13.5^h$ . There are 518 galaxies in this sample; 177 of them have  $R_{phot} > 16.13$ . Generally, the fainter galaxies (open circles) populate structures already defined by the brighter sample (filled squares). The histogram in Figure 9b shows the redshift distribution for the  $R_{phot} < 16.13$  galaxies and for the fainter sample. It is again apparent that both sets of galaxies trace the same structures; the distribution of the fainter sample shifts toward larger redshift as expected.

## 5. Conclusions

The 2410 redshifts we report here constitute four complete redshift surveys in the Century Survey region. We include photographic photometry and morphological types for most of the galaxies.

Papers in the literature discuss three of the surveys, the OCS, the RCS, and the VCS. Brown *et al.* (2001) tabulate the V and R CCD photometry for the RCS and VCS. They also list absorption and K-corrections for the samples.

The DCS appears only in this paper. Not surprisingly, the fainter galaxies in the DCS populate features defined by the original Century Survey in the region.

Redshifts in the Century Survey region are useful for the analysis and interpretation of other surveys. For example, the depth of the OCS, RCS and VCS is comparable with the depth of the 2MASS J-band survey (Jarrett *et al.* 2000) and should provide a sizable magnitude limited sample for computation of the J-band luminosity function and for some assessment of its morphological type dependence.

The surveys we discuss also cover 90% of the KPNO International Spectroscopic Survey (KISS) region (Salzer *et al.* 2000). KISS is an objective-prism survey. Availability of the CS data enables comparison of the distribution of the KISS sample galaxies with those in a complete magnitude limited redshift survey.

We thank Tim Beers for suggesting the ‘Century Survey’ name. We are grateful to Bill van Altena for making the Yale PDS available to us and for making our many plate-scanning visits to Yale pleasant. The Yale PDS facility was NSF-supported. At Dartmouth, this project was partially funded from Dartmouth College and by two funding agencies. JRT was supported in part by NSF Grant No. AST86-20081 and a Research



Corporation Cottrell Grant. GW was supported in part by NSF Grants No. AST86-20081, AST90-23450, and AST93-47714. We thank the MDM Observatory staff, especially Bob Barr for excellent support at the 2.4 m. The Smithsonian Institution funded this project at the CfA. We thank Emilio Falco and Rudy Schild for making some of the photometric observations we used to calibrate the photographic photometry. The MMT night assistants, Carol Heller, John McAfee, and Janet Miller, provided invaluable support and Suzan Tokarz helped with data reductions.

## REFERENCES

- Bertin, E. & Arnouts, S., A&AS, 117, 393
- Blanton, M.R. et al. 2001, AJ, 121 2358
- Brown, W. R., Geller, M. J., Fabricant, D. G., & Kurtz, M. J. 2001, AJ, in press, astro-ph 0105186
- Cross, N. et al. 2001, MNRAS, in press, astro-ph 0012165
- da Costa, L.N., Geller, M.J., Pellegrini, P.S., Latham, D.W., Fairall, A.P., Marzke, R.O., Willmer, C.N.A., Huchra, J.P., Calderon, A.P., Ramella, M., and Kurtz, M.J. 1994, ApJ, 424, L1.
- Davis, M, Huchra, J.P., Latham, D.W. & Tonry, J. 1982, ApJ,, 253, 423
- Fabricant, D., Cheimets, P., Caldwell, N. & Geary, J. 1998, PASP, 110, 79
- Fabricant, D., & Hertz, E. 1990, SPIE Proc. 1235, 747
- Fukugita, M., Shimasaku, K. & Ichikawa, T. 1995, PASP, 107, 945.
- Geller, M.J. and Huchra, J.P. 1989, *Science*, 246, 897.
- Geller, M. J., Kurtz, M. J., Wegner, G., Thorstensen, J. R., Fabricant, D. G., Marzke, R. O., Huchra, J. P., Schild, R. E., & Falco, E. E. 1997, AJ, 114, 2205
- Giovanelli, R. and Haynes, M.P. 1989, AJ, 97, 633
- Huchra, J. P., Geller, M. J., de Lapparent, V., & Corwin, Jr., H. G. 1990, ApJS, 72, 433
- Huchra, J. P., Geller, M. J., & Corwin, Jr., H. G. 1995, ApJS, 99, 391
- Huchra, J. P., Vogeley, M. S., & Geller, M. J. 1999, ApJS, 121, 287

- Jarrett, T. H., Chester, T., Cutri, R., Schneider, S., Skrutskie, M. & Huchra, J. P. 2000, AJ, 119, 2498
- Kent, S.M., Ramella, M. and Nonino, M. 1993, AJ,, 105, 393.
- Kron, G. E., White, H. S., & Gascoigne, S. C. B. 1953, ApJ,, 118, 502
- Kurtz, M.J., Huchra, J.P., Beers, T.C., Geller, M.J., Gioia, I.M., Maccacaro, T., Schild, R.E., Stauffer, J.R. 1985, AJ,, 90, 1665.
- Kurtz, M. & Mink, D. 1998, PASP, 110 934
- Kurtz, M. J., Mink, D. J., Wyatt, W. F., Fabricant, D. G., Torres, G., Kriss, G. A. & Tonry, J. L. 1992, ASP Conference Series, D. M. Worrall, C. Biemesderfer & J. Barnes, eds., 25, 432.
- Latham, D. 1982, in Instrumentation for Astronomy with Large Optical Telescopes, ed. C. M. Humphries (Dordrecht: Reidel) 259
- Loveday, J., Peterson, B.A., Efstathiou, G. & Maddox, S.J., ApJ,, 390, 338.
- Mink, D. J. & Wyatt, W.F. 1992 ASP Conference Series, D. M. Worrall, C. Biemesderfer & J. Barnes, eds. 25, 439.
- Ratcliffe, A., Shanks, T., Broadbent, A., Parker, Q.A., Watson, F.G., Oates, A.P., Fong, R. & Collins, C.A. 1996 MNRAS,, 281, L47.
- Ramella, M., Nonino, M. and Geller, M.J. 1995, *Mem.S.A.I.*, 66, 113.
- Salzer, J. J., Gronwall, C., Lipovetsky, V.A., Kniazev, A., Moody, J. W., Boroson, T. A., Thuan, T. X., Izotov, Y. I., Herrero, J. L. & Frattare, L. M. 2000, AJ, 120, 80
- Shectman, S.A., Landy, S.D., Oemler, A., Tucker, D.L., Lin, H., Kirshner, R.P., Schechter, P.L. 1996, ApJ,, 470, 172

Tonry, J. & Davis, M. 1979, AJ, 85 1511

Thorstensen, J. R., Wegner, G. A., Hamwey, R., Boley, F., Geller, M. J., Juchra, J. P.,  
Kurtz, M. J., & McMahan, R. K. 1989, AJ, 98, 1143

Thorstensen, J. R., Kurtz, M. J., Geller, M. J., Ringwald, F. A., & Wegner, G., 1995, AJ,  
109, 2368

Vettolani, G., Zucca, E., Zamorani, G., Cappi, A., Merighi, R., Mignoli, M., Stirpe, G.M.,  
MacGillivray, H., Collins, C., Balkowski, C., Cayette, V., Maurogordato, S., Proust,  
D., Chincarini, G., Guzzo, L., Maccagni, D., Scaramella, R., Blanchard, A., and  
Ramella, M., 1997, A&A, 325, 954

Wegner, G., Thorstensen, J. R., Kurtz, M. J., Geller, M. J., & Huchra, J. P. 1990, AJ, 100,  
1405

Willmer, C. N. A., Koo, D. C., Ellman, N., Kurtz, M. J. & Szalay, A. S. 1996, ApJS, 104,  
199

York, D. G. *et al.* 2000, AJ, 120, 1579

FIGURE CAPTIONS

Fig. 1.— Histogram of  $\Delta = R_{CCD} - R_{phot}$ . The dotted line shows the zero-point offset,  $\Delta = 0.014$  mag. The dispersion is  $\pm 0.22$  magnitudes, comparable with the  $\pm 0.25$  magnitude error in  $R_{phot}$  originally estimated by Geller *et al.* (1997).

Fig. 2.— Comparison of  $R_{phot}$  with  $R_{CCD}$ . The dotted line shows the zero-point offset  $\Delta = R_{CCD} - R_{phot} = 0.014 \pm 0.22$  mag. The long dashed line shows the best-fit relation between  $\Delta$  and  $R_{phot}$ .

Fig. 3.—  $\Delta$  as a function of peak surface brightness for 429 galaxies. The dashed line is the best fit.

Fig. 4.—  $\Delta$  as a function of color for 508 galaxies. The dashed line is the best-fitting relation between  $\Delta$  and  $(V - R)_{CCD}$ .

Fig. 5.— Surface brightness *vs.* color index for the galaxies in the OCS sample with  $15.5 < R < 16.13$  mag.

Fig. 6.—  $(V - R)_{CCD}$  color distributions for each morphological type. Each panel gives the mean color and the number of galaxies, N.

Fig. 7.— Cone diagram for the OCS for  $z \leq 0.15$ . For clarity, we omit galaxies with  $cz \leq 1000$  km s<sup>-1</sup>.

Fig. 8.— Cone diagram for the DCS. Filled squares represent galaxies in the OCS with  $R_{phot} \leq 16.13$ . Open circles are galaxies with  $16.13 < R_{phot} \leq 16.4$ . The redshift limits are the same as in Figure 6.

Fig. 9.— Redshift histograms for (a) the OCS and (b) the DCS. In the DCS, the solid histogram refers to the galaxies also in the OCS; the dashed histogram refers to galaxies

with  $R_{phot} \leq 16.4$ .