

## AGE AS THE SECOND PARAMETER IN NGC 288/NGC 362? I. TURNOFF AGES: A PURELY DIFFERENTIAL COMPARISON

MICHELE BELLAZZINI, FLAVIO FUSI PECCI<sup>1</sup> FRANCESCO R. FERRARO, SILVIA GALLETI  
Osservatorio Astronomico di Bologna, Via Ranzani 1, 40127, Bologna, ITALY  
bellazzini@bo.astro.it, flavio@bo.astro.it, ferraro@bo.astro.it, l\_galletti@bo.astro.it

MÁRCIO CATELAN<sup>2</sup>  
University of Virginia, Department of Astronomy, P.O. Box 3818, Charlottesville, VA, 22903-0818  
catelan@virginia.edu

AND

WAYNE B. LANDSMAN  
Raytheon ITSS, NASA/GSFC, Greenbelt, MD 20771, USA  
landsman@mpb.gsfc.nasa.gov

*accepted by The Astronomical Journal, July 31, 2001*

### ABSTRACT

We present deep  $V$ ,  $I$  photometry of the globular clusters NGC 288, NGC 362 and NGC 1851 obtained during a single observational run under strictly homogeneous conditions. We use the bimodal horizontal branch (HB) of NGC 1851 as a “bridge” to obtain the optimum relative match between the HBs of NGC 288 and NGC 362. In this way we can effectively remove the uncertainties associated with distance, reddening and inhomogeneities in the absolute calibration, thus obtaining a very robust, purely differential estimate of the age difference between these two clusters. According to the bridge test, NGC 288 is found to be older than NGC 362 by  $2 \pm 1$  Gyr. This result is fully confirmed also by all classical differential age diagnostics, either based on the luminosity ( $\Delta V_{\text{TO}}^{\text{HB}}$ ) or color [ $\delta(V - I)_{@2.5}$ ] of the main sequence turnoff point.

*Subject headings:* globular clusters: general – globular clusters: individual (NGC 288, NGC 362, NGC 1851) – stars: color-magnitude diagrams – stars: horizontal-branch – stars: Population II

### 1. INTRODUCTION

The “Second Parameter Effect” (SPE; see Fusi Pecci & Bellazzini 1997, and references therein) has been at the center of the debate on Galaxy formation during the last two decades. In particular the interpretation of *most* of the observed differences of HB morphology at fixed metal content in globular clusters (GCs) in terms of age differences (Searle & Zinn 1978; Lee, Demarque, & Zinn 1994; Lee et al. 1999a) leads to the conclusion that a large age spread is present in the stellar Galactic halo. In the last few years a body of stringent observational evidence has demonstrated that this interpretation was unjustified (Stetson, Vandenberg, & Bolte 1996; Harris et al. 1997; Buonanno et al. 1998a,b; Rosenberg et al. 1999; Catelan 2000; Catelan, Ferraro, & Rood 2001; Vandenberg 2000; Maxted et al. 2001). Moreover the advent of larger and/or space located telescopes and more efficient detectors has removed any need (e.g., Searle & Zinn 1978) of relying on HB morphologies to estimate ages, carrying within reach the best suited age indicator (i.e., the main sequence turnoff (MSTO), see Renzini & Fusi Pecci 1988; Stetson, Vandenberg, & Bolte 1996) over the whole range of distances of Galactic GCs.

We are now in the much safer condition of splitting the old version of the SPE conundrum into two distinct and well defined questions: (1) what physical quantities are actually driving differences in HB morphology, i.e. a problem of stellar astrophysics, and (2) what are the age distribu-

tion, the age-metallicity and the age-galactocentric distance relations of the Galactic GC system, i.e. a problem of Galactic astronomy.

In the context of the SPE debate, the classical GC pair NGC 288 and NGC 362 has been the subject of extensive study and long standing controversies (see Stetson, Vandenberg, & Bolte 1996, hereinafter SVB96, and references therein). In this paper we present the results of a specific observational test devised to measure the age difference between these two clusters with high accuracy. In doing this, we take also advantage of the detailed abundance analysis recently published by Shetrone & Keane (2000).

The results of the test will drive a detailed investigation on the origin of the observed difference in HB morphology, performed with modern color-magnitude diagram (CMD) synthesis techniques (as adopted by Catelan 2000; Catelan, Ferraro, & Rood 2001), that will be presented in a companion paper (Catelan et al. 2001, hereafter Paper II).

The plan of the paper is as follows: in §2 we briefly recall and comment on previous results on the age differences between NGC 362 and NGC 288, and we describe the planned test. The metal abundance estimates found in the literature are also reviewed. In §3 the observational material and data reductions are described and §4 is devoted to the actual application of the age difference test. A direct comparison with previous realizations of the bridge test is also presented and it is demonstrated that the present

<sup>1</sup> Stazione Astronomica di Cagliari, Loc. Poggio dei Pini, Strada 54, 09012 Capoterra (CA), ITALY

<sup>2</sup> Hubble Fellow

application is superior to previous ones (§4.5). The underlying assumptions at the basis of the bridge test are also critically discussed (§4.6). In §5 we comment on an interesting spin-off of our results concerning the origins of NGC 288 and NGC 362. Finally, the results of the whole analysis are summarized and discussed in §6.

## 2. NGC 288/NGC 362, A CONTROVERSIAL COUPLE

NGC 288 and NGC 362 are two well known and relatively nearby southern clusters ( $(M - m)_0 = 14.73$  and  $(M - m)_0 = 14.68$  respectively, Ferraro et al. 1999). Since the early spectrophotometric estimates (Zinn 1980, and references therein) it was realized that they were quite similar in metal content, a claim that has been confirmed many times (see §2.1.). Hence, the strong difference in HB morphology [ $(B - R)/(B + V + R) = 0.95 \pm 0.08$  for NGC 288 and  $(B - R)/(B + V + R) = -0.87 \pm 0.08$  for NGC 362 (Lee, Demarque, & Zinn 1994)<sup>3</sup> at similar metallicity made these two clusters an excellent test case to study the SPE.

Based on the HB morphology, a large difference in age ( $> 7$  Gyr) was suggested as the SP at work in this couple by Lee, Demarque, & Zinn (1988), later revised by the same authors to  $\sim 3 - 4$  Gyr (Lee, Demarque, & Zinn 1994). Catelan & de Freitas Pacheco (1993) found that age differences larger than  $\sim 3$  Gyr were indeed required to account for this second parameter pair, unless absolute ages smaller than  $\sim 10$  Gyr were assumed. Hence it is important to obtain independent age estimates based on observations of the MSTO, to settle the issue whether or not age can be considered the (sole) “second parameter” at play in this case (see Paper II for an extensive discussion).

While the comparison of two clusters of similar metal content remains the case in which the most secure estimates of age differences can be obtained, a number of important sources of uncertainty can still plague the measures (Bolte 1989, SVB96):

1. If the considered clusters have similar HB morphologies, the match of the HBs obtained by shifting of the CMDs can provide a direct comparison virtually independent of distance and reddening. In the opposite case, i.e. very different morphologies, as for NGC 288 and NGC 362, this approach is obviously impossible and independent estimates of the relative distance and reddening are necessary. These estimates are the major contributors to the final error budget of the relative age measure (Renzini & Fusi Pecci 1988; Bolte 1989). In particular, the estimate of the relative distance has to be based on (a) questionable extrapolations of the observed HB to an *unobserved* common level (the theoretical zero-age horizontal branch (ZAHB) at the instability strip level, for example) or on (b) matching of the main sequences, made difficult by the morphology of the sequence (i.e. its high slope in the CMD) and by uncertainties in the reddening (Bolte 1989);
2. Even if the overall metal abundance is similar, undetected (or unmeasured) differences in  $\alpha$ -elements abundances or in primordial He abundance ( $Y$ ) can

lead to significant misinterpretation of observed differences in the location of the MSTO and the HB (Renzini & Fusi Pecci 1988, SVB96). A detailed and comparative abundance analysis of a significant sample of NGC 288 and NGC 362 stars has become available only very recently (Shetrone & Keane 2000). The problem of He abundance will be briefly discussed in §2.1;

3. The comparison of photometric material taken under different conditions (i.e. telescope, cameras, observing run, set of absolute calibrators, actually adopted filters, etc.) is not necessarily safe and can introduce significant errors in age difference estimates (Bolte 1989). For instance, slight differences in the adopted filters can introduce color equations depending on the local set-up of the observations. Merging deep and bright photometries taken from different sources can introduce deformations in the CMD, altering the final comparison between the MSTO, for example by changing the relative difference between the MSTO and the HB magnitudes and colors in the CMD.

While many authors have provided estimates of the age difference between NGC 288 and NGC 362 based on sufficiently deep photometry to sensibly measure the MSTO, their analyses suffered from at least one of the problems described above.

Pound, Janes, & Heasley (1987) compared their deep CCD photometry of NGC 288 with a composite CMD of NGC 362 obtained by merging the faint stars sample observed with a CCD camera by Bolte (1987) with the bright stars sample obtained by Harris (1982) based on photographic plates calibrated with photoelectric photometry. Hence, this analysis was prone to all three sources of uncertainties described above. The adopted difference in apparent distance modulus was  $\Delta\mu = (m - M)_V^{NGC362} - (m - M)_V^{NGC288} = +0.10$ . The Pound et al. results were compatible with a significant age difference between the two clusters, NGC 288 being older. However they concluded that the age difference was not sufficient to explain the observed HB morphologies and suggested the existence of as yet undetected differences in chemical composition.

Both Bolte (1989) and Green & Norris (1990) tailored their observations to minimize the effects associated with point 3, by observing both clusters in the same observing run, with the same observational setup and tying the photometry to a common calibration (see the discussion in §6 in Bolte 1989). However, they were forced to assume and/or derive the relative distance and reddening from less safe ways than direct HB matching, thus both studies suffer from the associated uncertainties (point 1). The two analyses reached the same conclusion, i.e. that NGC 288 is  $\sim 3$  Gyr older than NGC 362. The adopted  $\Delta\mu$  were  $+0.10$  for Bolte (1989) and  $+0.07$  for Green & Norris (1990).

Age indicators based on color differences between the MSTO and some point at the base of the red giant branch (RGB) [ $\Delta(B - V)_{TO,RGB}$ ] are by definition independent of

<sup>3</sup> Where  $B$ ,  $R$  and  $V$  are the number of stars bluer than the instability strip ( $B$ ), redder than the instability strip ( $R$ ) and lying inside the instability strip, i.e. RR Lyrae variables ( $V$ ).

distance and reddening. In case of application to clusters of the same metallicity, their strong dependence on this last parameter can be ignored (see the discussion in SVB96 and Buonanno et al. 1998a). Furthermore, given the vicinity in the CMD of the two involved features, strong influences by inhomogeneous calibrations are less likely. Their most noticeable drawback stands in the theoretical calibration, since, as well known since long ago (Renzini & Fusi Pecci 1988; Buonanno et al. 1998a), uncertainties in the free parameters of the stellar models (as, e.g., the mixing length) and in the transformations from the theoretical ( $L, T_{\text{eff}}$ ) to the observational ( $V, B-V$ ) plane affect model predictions about *colors* much more than those about luminosity. This is particularly critical because of the exceptional sensitivity of these kinds of *horizontal*<sup>4</sup> parameters to age (Buonanno et al. 1998a). For instance, in the calibration adopted by Sarajedini & Demarque (1990) to analyze the NGC 288 - NGC 362 pair by means of a horizontal differential parameter, an age difference of 1 Gyr is associated to a difference in the adopted observable of 0.01 - 0.02 mag, depending on the absolute age of the oldest cluster. Sarajedini & Demarque (1990), based on unpublished data from other authors, concluded that NGC 288 is  $3.1 \pm 0.9$  Gyr older than NGC 362, but the formal error on their  $\Delta(B-V)_{\text{NGC 288}} - \Delta(B-V)_{\text{NGC 362}} = 0.05$  is 0.014 mag, i.e.  $\sim 30\%$  and the uncertainty associated with the theoretical calibration is not quantified.

Independently of the quoted problems affecting each of the described estimates, similar results were found by the different authors and the question appeared as almost settled in the middle of the '90s, when SVB96 introduced a decisive change of perspective. These authors were the first to apply the idea of using a cluster with a bimodal HB morphology and similar metallicity (NGC 1851) to perform a purely differential match between NGC 362 and NGC 288, thus removing the uncertainties associated with point 1, while performing an age test based on the whole morphology of the MSTO region, including magnitudes and colors. Hereafter we will refer to the test devised by SVB96 as the *bridge test*, since the HB of NGC 1851 is used as a bridge to match the HBs of NGC 288 and NGC 362 (VandenBerg 2000). In particular SVB96 matched the MSTO regions of NGC 362 and NGC 288 to that of NGC 1851 and then checked whether the HB of NGC 362 matched the red part of the HB of NGC 1851 and if the HB of NGC 288 matched the blue HB of NGC 1851. Finding a good overall match they concluded that “... all three clusters do, indeed, have the same age to within quite a small uncertainty ( $\leq 1$  Gyr). Moreover, small cluster-to-cluster differences in  $[\text{Fe}/\text{H}]$  or  $[\alpha/\text{Fe}]$  will not alter this conclusion because we have effectively used the  $\Delta V$  (vertical parameter) method, which is insensitive to modest changes in heavy element abundances ...”.

While the comparison devised by SVB96 appears to be the most robust either from an observational or a theoretical point of view, their actual application of the test suffers from all the uncertainties described in point 3 above. In fact, they adopted the photometry of Walker (1992) for NGC 1851, the data of Bergbusch (1993) for the bright

( $V < 17.5$  mag) part of the NGC 288 CMD and Bolte (1992) for the faint part, and finally the photographic photometry of Harris (1982) for the bright ( $V < 17$  mag) part of the NGC 362 CMD, and VandenBerg, Bolte, & Stetson (1990) for the faint part of the same cluster. Very inhomogeneous databases were compared, therefore both internal (bright vs. faint) and external (differences in the absolute calibrations and/or observational setup) effects can undermine the test. Furthermore the plots of the CMD of NGC 1851 erroneously included a few RR Lyrae among the brightest blue HB stars, an occurrence that makes less stringent the matching between the HB of NGC 1851 and the one of NGC 288 (see the *note added in proof* in SVB96). This source of uncertainty was removed in the analysis by VandenBerg (2000) who confirmed the SVB96 result (the derived  $\Delta\mu$  are  $-0.13$  for SVB96 and  $-0.15$  for VandenBerg (2000)). Nevertheless, VandenBerg adopts the same inhomogeneous dataset as SVB96. The pernicious effects of the use of heterogeneous databases in the previous realizations of the bridge test will be described and discussed in §4.5. It is straightforward to conclude that the SVB96 test can be refined by settling the point-3-related problems and by adopting a slightly different strategy. In our view, a more tightly constraining test would be obtained by *matching the HBs* and comparing the resulting differences in the MSTO regions instead of the opposite. For instance, the clumpy red HBs of NGC 362 and NGC 1851 provide a much stronger reference point for the comparison than the MSTO-SGB almost-sinusoidal curve.

There are two recent studies in the literature that attempt a relative age estimate involving the three clusters we are dealing with and that present a high degree of homogeneity in the observational material. Rosenberg et al. (1999, 2000) presented a homogeneous and accurately calibrated photometric database of southern GCs including NGC 288, NGC 362 and NGC 1851. They find an age difference between NGC 288 and NGC 362 of  $2.6 \pm 1$  Gyr and of  $2.2 \pm 1$  Gyr between NGC 288 and NGC 1851, NGC 288 being the older cluster. The final CMDs are more fuzzy and contain less stars than our dataset [see in particular the scarcely populated HB of NGC 1851, Fig. 8 of Rosenberg et al. (2000)]. In the analysis, Rosenberg et al. (1999) did not attempt a specific bridge test, since they were interested in the establishment of a global relative age scale based on both vertical and horizontal age diagnostics. Grundahl (1999) presented preliminary results of a bridge test involving the above quoted clusters based on Strömberg *uvby* photometry, carried out with the same instrumental set-up. He applied the test in the same way as SVB96 and VandenBerg (2000) and confirmed their results. A deeper analysis (still based on the assumption that the three clusters have the same abundance of heavy elements) however showed that an age difference up to 2 Gyr between NGC 288 and NGC 362 cannot be entirely excluded (Grundahl, private communication).

From the above discussion it is clear that (a) despite extensive efforts the question of the age difference between NGC 288 and NGC 362 is not settled yet, and (b) a bridge test performed with homogeneous observational material is - presently - the most secure way to obtain the final

<sup>4</sup> We refer to differential age indicators as *horizontal* if they are defined as color differences, and *vertical* if they are defined as magnitude differences; see SVB96.

answer (see §4.5). With this purpose we obtained *deep V and I photometry of NGC 288, NGC 362 and NGC 1851 during the same observational run, with the same observational setup and locked to the same calibrating color equations*. We used this observational material to perform a more robust version of the bridge test, obtaining the best minimization of the uncertainties related to points 1 and 3 above, given the current technical limitations. The next subsection will deal with point 2.

### 2.1. Chemical composition

Any of the above described estimates of the relative ages of NGC 288 and NGC 362 have to take into account the following question: do indeed the two clusters have the same chemical composition? While photometric and spectroscopic estimates were in agreement since the earliest times, there was room for non-negligible differences in the overall metal content (up to  $\sim 0.5$  dex; Zinn 1980, 1985) and, above all, the  $\alpha$ -element abundance as well as the extent of possible mixing phenomena (Gratton et al. 2000; Sweigart 1997) were largely unconstrained. As a reference we report the metallicity listed by Zinn & West (1984), i.e.  $[\text{Fe}/\text{H}] = -1.40 \pm 0.12$  for NGC 288 and  $-1.27 \pm 0.07$  for NGC 362.

Studies based on high resolution spectra (Pilachowski & Sneden 1983; Gratton 1987; Dickens et al. 1991; Croke 1993) resulted in detailed analysis of the abundance pattern which confirms a close similarity between the two clusters (see Shetrone & Keane 2000, for references and discussion).

The very recent study by Shetrone & Keane (2000) couples the accurate reconstruction of the abundance pattern performed by Gratton (1987) (including also Al, Sc and Eu) with the “large” sample approach by Dickens et al. (1991). They observed 13 and 12 HB stars in NGC 288 and NGC 362, finding  $[\text{Fe}/\text{H}] = -1.39 \pm 0.01$  and  $[\text{Fe}/\text{H}] = -1.33 \pm 0.01$  respectively, and very similar abundance patterns (in particular, both clusters have  $[\alpha/\text{Fe}] \sim +0.3$ ). They also analyzed possible diagnostics of mixing and mass loss and finally concluded: “...NGC 288 and NGC 362 have roughly the same abundance, roughly the same  $\alpha$  enhancement ratio, roughly the same percentage of mixed stars, the same extent of deep mixing within those stars, and no extreme mass loss taking place on the giant branch...”<sup>5</sup>

The only small difference pointed out by Shetrone & Keane is in the oxygen abundance. From the analysis of the Na-O anticorrelation (observed in both clusters) they argue that NGC 288 has a primordial oxygen abundance larger by  $\sim +0.15$  dex than NGC 362. Given the current uncertainties (McWilliam 1997) we regard this difference as marginal, in the present context. However it has to be noted that, if real, it would provide a further problem in the explanation of the difference in the HB morphology,

<sup>5</sup> We note here that, in spite of the unprecedented large survey of spectroscopic mass loss indicators in giant stars in NGC 288 and NGC 362 by Shetrone & Keane (2000), their sample is still inadequate to study differences in mass loss rates between giants in these two clusters. This is evident from Fig. 5 in their paper, where one clearly finds that the vast majority of their brighter studied stars are members of NGC 362, whereas their NGC 288 sample is much fainter. Therefore, the regime where more extreme mass loss might be expected for NGC 288 was simply not covered in the Shetrone & Keane investigation, and the question whether NGC 288 giants may lose more or less mass than NGC 362 giants close to the tip of the red giant branch remains open.

<sup>6</sup> Inhomogeneity between different metallicity scales is a well recognized problem affecting many fields of astrophysics (Jurcsik 1995; Carretta & Gratton 1997; Rutledge, Hesser, & Stetson 1997; McWilliam 1997). See Paper II for further discussion.

<sup>7</sup> See [http://www.ls.eso.org/lasilla/Telescopes/360cat/efosc/html/efosc2\\_GENE.html](http://www.ls.eso.org/lasilla/Telescopes/360cat/efosc/html/efosc2_GENE.html)

since higher O abundances have to correspond to redder morphology, all other parameter being fixed (see Paper II for discussion).

Despite some disagreement in the zero points of the metallicity scale,<sup>6</sup> there is a broad consensus on the *similarity* in chemical composition between NGC 288 and NGC 362. It is difficult to find another couple of clusters for which such a large and detailed amount of spectroscopic analysis is available showing that indeed they are a SPE couple, i.e. they have the same metal content. Hence our age test is now grounded on the most solid basis attainable with “state of the art” abundance analysis techniques.

The case of NGC 1851 is much less fortunate since no high dispersion analysis is available in the literature. All papers we have consulted adopt  $[\text{Fe}/\text{H}] = -1.33 \pm 0.1$  from Zinn (1985). Rodgers & Harding (1987) measured equivalent widths of Ca II lines in eight HB stars in NGC 1851, obtaining  $[\text{Fe}/\text{H}] = -1.4 \pm 0.15$ , in good agreement with the previous estimate. Thus we can only conclude that NGC 1851 has an overall metallicity similar to NGC 288 and NGC 362. However this can be accepted as a sufficient condition for using the CMD of this cluster as a bridge since it is difficult to conceive a inhomogeneity in chemical composition that could change the relative luminosity level of its blue and red HB in different ways (but see Sweigart 1997, and §4.6 for different viewpoints and caveats).

There is still an important factor in the chemical composition of the considered clusters that may affect both age estimates and HB morphology and cannot be fruitfully constrained with spectroscopy, i.e. the helium abundance  $Y$ . Sandquist (2000) has recently reviewed the methods to determine  $Y$  in GCs and has concluded that the technique based on population ratios (the so-called  $R$  method, Iben 1968) remains the most reliable one, despite the significant uncertainties associated. The  $R$  method has been applied to NGC 288, NGC 362 and NGC 1851 by several authors (Sandquist 2000; Zoccali et al. 2000; Buzzoni et al. 1983; Messineo 1996) adopting slightly different techniques. All the above quoted studies have not found any evidence of a difference in  $Y$  between the three considered clusters, and the application of the  $R$  method to our data confirms this result. It has however to be recalled that the current uncertainties still leave room for the possibility of significant differences in the He abundance.

Finally, a recent analysis by Bono et al. (2001) suggests that it is very unlikely that early deep mixing phenomena may significantly affect galactic globulars.

### 3. OBSERVATIONS AND DATA REDUCTION

The observations have been carried out during the nights of 1997 January 2 and 3, at the 2.2 m ESO/MPI telescope at La Silla (Chile) with the EFOSC2 camera<sup>7</sup>,

equipped with a Loral/Lesser 2048  $\times$  2048 pixels CCD. The pixel scale is 0.26 arcsec/pixel, and the effective field of view is 8  $\times$  8 arcmin<sup>2</sup>. The gain is 1.63 e<sup>-</sup>/ADU and the read-out noise is 6.3 e<sup>-</sup> rms.

The seeing conditions were average during the January 2 night ( $\sim$  1.3 arcsec) when the NGC 1851 and NGC 288 observations were carried out, and worsened ( $\sim$  2 arcsec) during the second night when we observed NGC 362.

For each cluster two partially overlapping fields have been observed:

- An inner field (INT), centered on the center of the cluster and observed with short and intermediate exposure times (1 s, 1 min, 2 min) with the aim of sampling the bright stars.
- An outer field (OUT) in which also long exposures (10 min) have been acquired in order to sample the main sequence in relatively uncrowded regions.

The rationale of the observational strategy was to obtain a large and complete sample of evolved stars to have a well defined HB, and to obtain deep photometry in the most favorable conditions to get a clean MSTO region and a well sampled MS.

Each frame has been corrected for bias and flatfield and the overscan area has been trimmed using standard IRAF packages.

The relative photometry has been carried out with the PSF-fitting code DoPHOT (Schechter, Mateo, & Saha 1993), running on a Compaq/Alpha station at the Bologna Observatory. A quadratic polynomial has been adopted to model the spatial variations of the PSF. Since the code provides a classification of the sources, after each application we retained only the sources classified as *bona fide* stars (types 1, 3 and 7).

The relative photometry catalogues from different exposure frames were reported to a common relative system for each field (INT and OUT) and merged into a single final catalogue. In particular, since typical intermediate exposures frames sampled simultaneously the HB and the TO region we carefully checked that the merged catalogues accurately reproduce the morphology of the CMDs from intermediate exposures. The INT and OUT catalogues were reported to the OUT relative system with the same accuracy, and the aperture corrections were determined for suitable bright and uncrowded stars in each of the OUT fields using IRAF/PHOT. Thus, the final instrumental CMDs are free from any spurious distortion.

Many standard stars taken from the list by Landolt (1992) have been observed during both nights to provide a transformation to the standard Johnson-Cousins system. In Fig. 1 the calibrating color equations are shown. In the present context it is important to note that (1) the whole color range of the final CMDs is covered by the observed standards: in the instrumental color index the extreme blue HB (BHB) stars have  $v-i \sim -1.2$ , the reddest RGB tip stars  $v-i \sim 0.8$  and the whole MS and SGB regions are contained between  $v-i \sim -0.6$  and  $v-i \sim 0$ ; and (2) the photometry of both nights is tied to the same color equation. Thus, even if the absolute calibration is not correct

*the differential comparisons between the CMDs obtained during this observational run are fully self-consistent over the whole range of magnitudes and colors.* We checked our calibrated data with the photometry by Rosenberg et al. (2000) and the results of this comparison are shown in Fig. 2<sup>8</sup>.

While there is good agreement for NGC 288, significant zero-point shifts are detected for NGC 362 and NGC 1851. The presence of thin cirrus during the observations could be responsible for the small difference with respect to Rosenberg et al. (2000). Thus in the following we will adopt their absolute calibration. On the other hand, we emphasize that for the bridge test the absolute calibration is unimportant, so this is not a concern. Apart from the quoted shifts the agreement with Rosenberg et al. is excellent and the linearity of the relative photometry is confirmed.

### 3.1. Selection of the samples and CMDs

In order to obtain the best suited samples for the test we selected the stars in each catalogue according to the following criteria:

1. All the stars with photometric errors in  $V$  or  $I$  larger than 0.1 mag have been excluded from the samples;
2. All the stars of NGC 1851 with  $V \geq 18.5$  mag and with a distance from the cluster center  $r < 600$  px have been excluded from the sample. All the stars of NGC 362 with  $V \geq 17.5$  mag and with a distance from the cluster center  $r < 600$  px were also excluded. In this way we avoid confusion in the SGB-MSTO region of the CMDs due to uncertainties in the photometry of faint stars in the most crowded part of the fields. In the NGC 288 images the crowding is moderate everywhere and such selection was unnecessary.

The final selected samples provide very well populated evolved sequences (collecting stars from the whole observed fields) and very clean SGB-MSTO regions populated by relatively uncrowded stars. The catalogues of the selected samples are presented in Tables 1, 2 and 3 for NGC 288, NGC 1851 and NGC 362, respectively. As a fast guidance for the reader we present also the average photometric errors as a function of  $V$  magnitude in Table 4. Note that these are formal errors as provided by the PSF fitting code, thus taking into account only the uncertainties associated with the actual  $S/N$  ratio of the observed stars and with the fit process (see Walker 1992, for a discussion).

The CMDs from the final samples are shown in Fig. 3 (panel (a): NGC 288, 10990 stars; panel (b): NGC 1851, 9118 stars; panel (c): NGC 362, 7499 stars). The encircled dots in Fig. 3 are the RR Lyrae variables we identified in our samples from the lists found in the literature: Kaluzny (1996) for NGC 288; Walker (1998) for NGC 1851, and the Sawyer-Hogg (1973) catalogue for NGC 362, in the version updated to 1996 by C. Clement and kindly made available in electronic form by the same author<sup>9</sup>. The open

<sup>8</sup> The Rosenberg et al. catalogues have been kindly provided in electronic form by G. Piotto.

<sup>9</sup> See also Clement (1997); the electronic catalogue can be retrieved from: <http://www.astro.utoronto.ca/~cclement/read.html>.

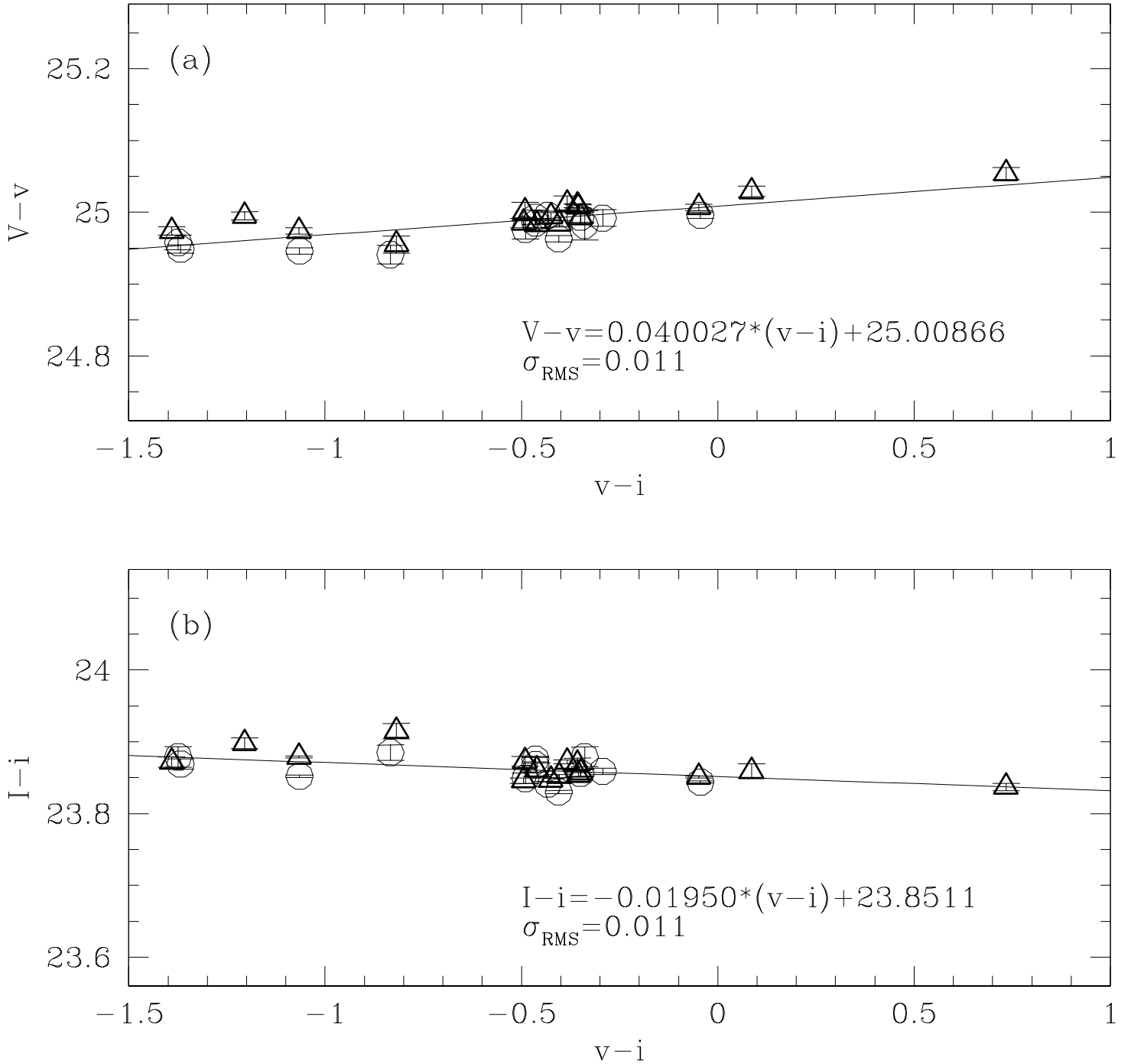


FIG. 1.— Differences between tabulated magnitudes ( $V$ ,  $I$ ) and instrumental magnitudes ( $v$ ,  $i$ ) versus instrumental color index ( $v-i$ ) for the Landolt (1992) standard stars (panel (a):  $V$ ; panel (b):  $I$ ). The open circles represent standard stars observed during the 1997 January 2 night, while bold face open triangles represent the standard stars observed during the 1997 January 3 night. The error bars are formal errors as provided by the IRAF/PHOT package. The calibration relations are represented by the straight lines; the corresponding equations and the RMS of the linear fit are reported in the insets.

squares in the CMDs of NGC 288 and NGC 1851 are the probable bona-fide extreme HB star EHB 1 identified by Bellazzini & Messineo (1999) in NGC 288, and two ultraviolet sources identified by the UIT satellite (UIT-31 and

UIT-44) in NGC 1851 (Parise et al. 1994). We also cross correlated our catalogue of NGC 288 with the catalogue of proper motions by Guo (1995), which partially covers the cluster. Only one obvious non-member star was iden-

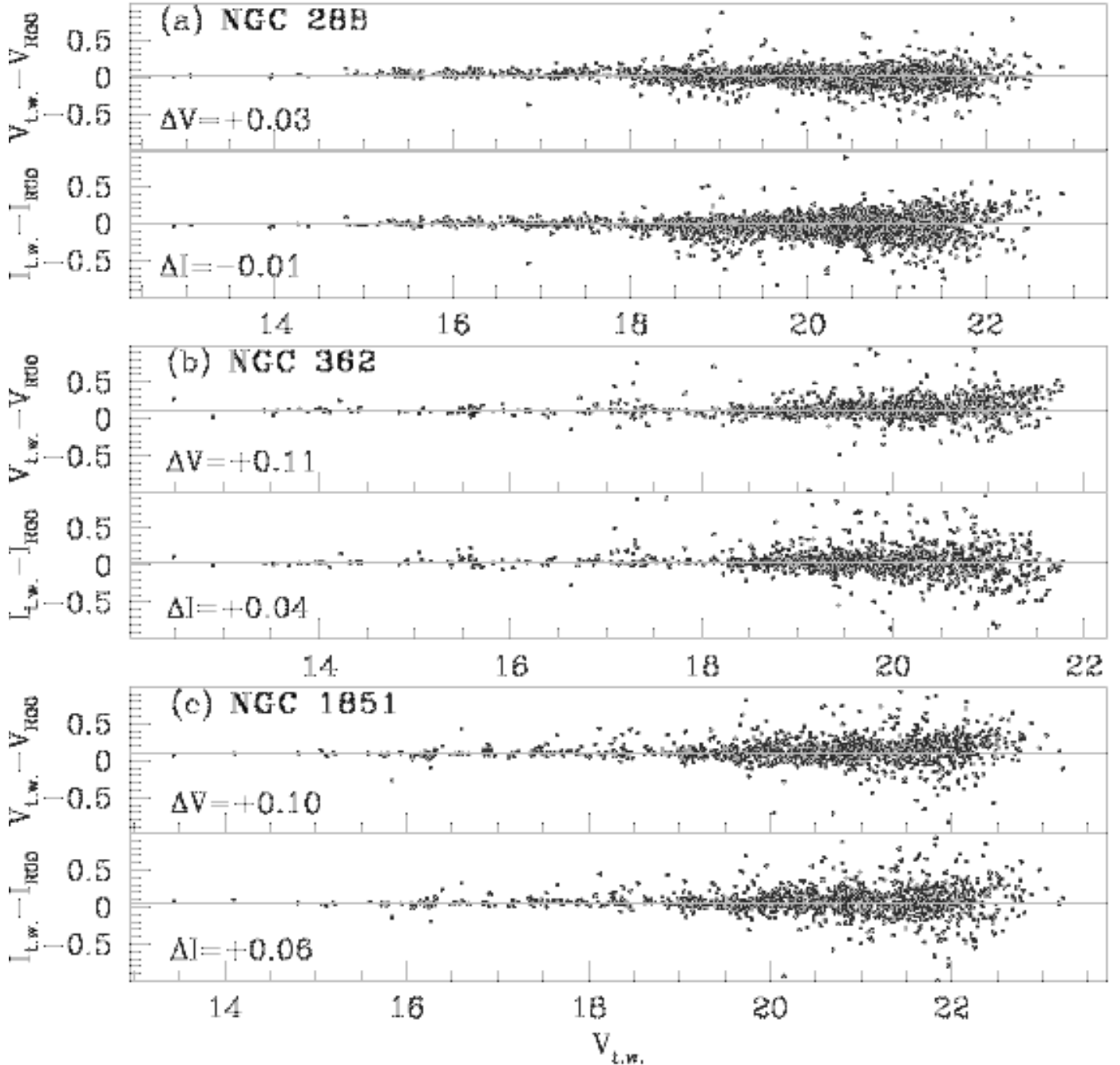


FIG. 2.— Comparison of the photometry from this work (t.w.) and that of Rosenberg et al. (2000) (R00). Panel (a): NGC 288, panel (b): NGC 362, panel (c): NGC 1851.

tified (GUO 4110), that is not shown in Fig. 3 because it lies outside the limit of the plot. NGC 362 is located in the foreground of the Small Magellanic Cloud (SMC) halo, and a population of SMC main-sequence stars and giants can be seen blueward and redward, respectively, of the NGC 362 main-sequence in Figure 3. However, the SMC contamination is evidently quite small for  $V < 17.5$  mag (cf. the NGC 362 background field CMD of Lee, Lee, & Sung 1998) and thus insignificant for the present purposes. We identified three possible foreground stars in the HB locus of NGC 362 using the astrometric catalog of Tucholke (1992). These foreground candidates have both

small proper motion errors and low probability of cluster membership. One of these foreground candidates (T245) is identified along the blue HB in Fig. 3 (open triangle), while the other two (T134, T324) are located near the clump of red HB stars. In Fig. 3 are also indicated two blue HB stars (open squares) in NGC 362 which were identified as spectroscopic cluster members by Moehler, Landsman, & Dorman (2000) (their MJ 6558 and MJ 8241). While the blue HB of NGC 362 is quite sparse, it does allow a direct comparison with the HB of NGC 288, and can provide a check on our bridge match.

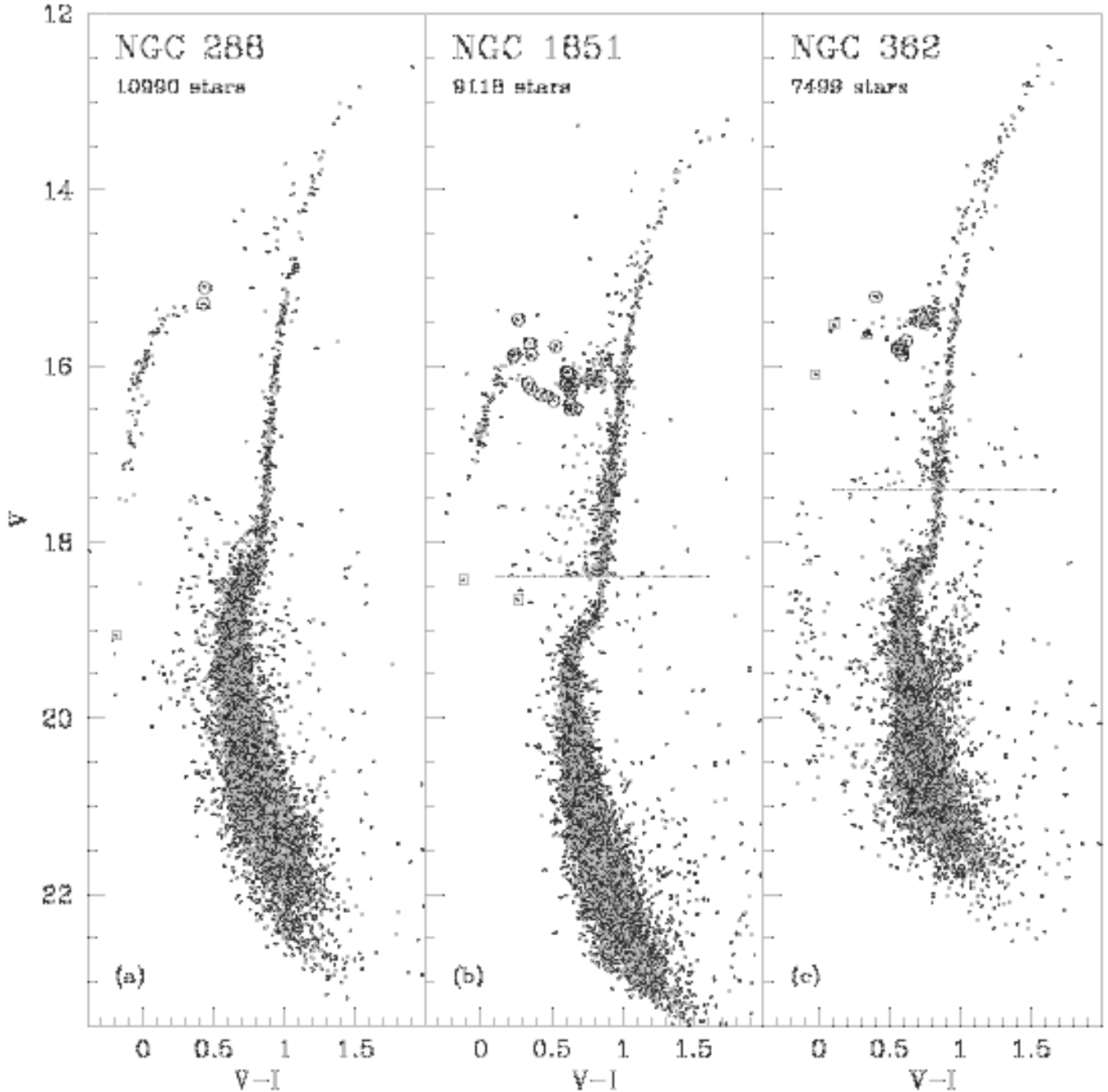


FIG. 3.— Final CMDs adopted for the bridge test (panel (a): NGC 288, panel (b): NGC 1851; panel (c): NGC 362). The open circles represent identified RR Lyrae variables, squares represents previously identified UV-bright stars, triangles represent probable non members (see text). The long dashed horizontal segments in the CMDs of NGC 1851 and NGC 362 mark the magnitude limit between the samples taken from the whole observed fields (bright stars) and those selected from the less crowded external regions ( $r > 600$  px; faint stars).

All the relevant features of the CMDs are very clean and well defined and they do not show any particular new feature with respect to previous studies, thus we do not discuss them in detail. Some evidence emerging from the CMD of NGC 362 deserves just a brief comment. First, as mentioned earlier, the obvious plumes of stars between  $V \sim 17$  and  $V \sim 21$  at  $V - I \sim 0$  and  $V - I \sim 1.1$  are, respectively, the MS and the RGB of the Small Magellanic Cloud that lie in the background of this cluster. Second, the asymptotic giant branch (AGB) sequence of NGC 362,

at  $13.5 < V < 15$  and  $V - I \sim 1$ , is particularly tight and well defined with respect to that of the other two clusters. This can be due to the very clumpy nature of the red HB of NGC 362: the evolutionary paths of most stars from the HB along the AGB are very similar for all the stars of NGC 362 since their initial conditions on the ZAHB are very similar. On the other hand the AGB of NGC 1851 and NGC 288 should have a sizeable contribution from stars that were located at very different colors along the ZAHB.



### 3.2. Is NGC 1851 a Genuine Globular Cluster?

Before proceeding any further it is important to address a point that may undermine the very basis of the bridge test. It has in fact been suggested (Lee et al. 1999a; Yoon, Lee & Lee 2000) that GCs with multimodal HB morphology (including NGC 1851) are not *single age - single metallicity* objects as any classical globular, but do host populations of different metallicity and/or age that would be responsible for the anomalous HBs. The hypothesis is not new and reappears in the literature from time to time under different forms (Alcaino et al. 1990; van den Bergh 1996), but no observational evidence supporting this view has been found yet (Walker 1992; Catelan 1997). It is interesting to note that in the only proven case of a globular with multiple population, i.e.  $\omega$  Centauri (Lee et al. 1999b; Pancino et al. 2000), the metallicity spread was immediately recognized as soon as the first modern CMD was assembled (Dickens & Woolley 1967).

The case of NGC 1851 has been studied in detail by Walker (1992), who, from the observed width of the RGB and MS, concluded that any possible metallicity dispersion in this cluster is  $\sim 0.1$  dex in  $[\text{Fe}/\text{H}]$ , in excellent agreement with the analogous results by Da Costa & Armandroff (1990). We measured the color width of the RGB at the HB level (in the range  $V_{\text{HB}} \pm 0.2$ ) in order to obtain a  $\sigma[\text{Fe}/\text{H}]$  from  $\sigma(V - I)$  through the calibration of the  $(V - I)_{0.8}$  parameter [see Saviane et al. (1998), for definition, calibration and references]. We find  $\sigma(V - I) = 0.016, 0.024, 0.026$  mag for NGC 362, NGC 288 and NGC 1851, respectively, in good agreement with the above results. Adopting the calibration by Saviane et al. (1998) the maximum metallicity dispersion of NGC 1851 is  $\sigma[\text{Fe}/\text{H}] < 0.15$  dex, neglecting all observational sources of scatter along the RGB. In this context it is more important to note that the RGB width of the three considered clusters, observed under similar conditions, is very similar, indicating that no significant intrinsic difference in the color distribution of the RGB is observed.

An analogous test concerning possible age spreads has been performed by studying the dispersion in  $V$  around the ridge line in the most horizontal part of the SGB ( $0.7 < (V - I) < 0.8$ ), that we will adopt in §4.4 as an age diagnostic. It turns out that  $\sigma_V = 0.082, 0.099, 0.080$  mag for NGC 362, NGC 288, and NGC 1851, respectively. Again, the result is *very similar* for the three clusters suggesting that if an intrinsic age spread were present in NGC 1851, so it would also in the cases of NGC 288 and NGC 362. Neglecting observational errors and assuming that all the observed  $\sigma_V$  is due to an intrinsic spread in age, this is constrained to  $\sigma(\text{age}) \leq 0.8$  Gyr, according to the age scale illustrated in §4.4 below.

It can be concluded that the existing data constrain any possible age and metallicity spread in NGC 1851 to small amounts, so that the explanation of the anomalous HB morphology in these terms can be excluded. On the other hand, Saviane et al. (1998) found that the radial distribution of BHB stars is significantly different from that of RGB and SGB stars in the outer region of the cluster ( $r > 50 r_c \sim 100$  arcsec). Such evidence can be more easily reconciled with scenarios in which dynamical processes favor the production of BHB stars, in agreement with the results by Fusi Pecci et al. (1993) and Buonanno et al.

(1997), than with the hypothesis of a stellar system with multiple populations.

## 4. THE BRIDGE TEST

Important tools for the actual application of the bridge test are the ridge lines of the clusters on the CMDs. We derived the ridge lines by averaging and 2-sigma clipping on boxes of different sizes, depending on the density of stars and on the required resolution, in different regions of the CMDs (an approach similar to that adopted by Ferraro et al. 1999). The ridge lines of the MS and RGB sequences are presented in Table 5, while the HB ridge lines are reported in Table 6. In Fig. 4 a zoomed view of the MSTO region is presented, to allow a direct comparison of the adopted fiducials with the data for this crucial part of the CMDs.

### 4.1. Matching HBs

The bridge test has been conceived essentially as an age test. Therefore, to remove the undesired effects of distance and reddening, it seems much more advisable to find the best match for the less age-dependent features of the CMDs (HB luminosity level, RGB) and to check the consequent agreement or disagreement between the more age-sensitive features (SGB, MSTO). Furthermore, HB stars are less plagued by crowding effects and the same morphology of the features provides a much firmer benchmark for matching with respect to the nearly vertical MSTO region. For these reasons we adopt the matching of the HBs as the preferential version of the bridge test and we try the approach of SVB96 only as a check. The final results are independent of the adopted strategy.

The match between the BHBs of NGC 288 and NGC 1851 is presented in Fig. 5. The ridge line of NGC 1851 (heavy lines in both panels) is superposed to the observed HB of NGC 288 (filled circles). An excellent match is found if the shifts  $\Delta V = +0.66$  mag and  $\Delta(V - I) = +0.015$  mag are applied to report NGC 288 upon NGC 1851. Panel (a) of Fig. 5 shows the effects of the adoption of different shifts in  $V$  by reporting copies of the NGC 1851 ridge line shifted by  $\pm 0.05, 0.10$  mag in  $V$  (thin lines) with respect to the true ridge line. It can be readily appreciated that a difference of  $\pm 0.05$  mag with respect to the adopted shift would clearly produce a poor match between the HBs. Since the same compatibility range is obtained if the NGC 1851 data points are compared with the ridge line of NGC 288, we add in quadrature the two terms to take into account the uncertainties of both the ridge lines, so obtaining a global—conservative—compatibility range of  $\pm 0.07$  mag. The effects of changes in the adopted color shift are reported in the panel (b) of Fig. 5 in a strictly analogous way by reporting copies of the NGC 1851 ridge line shifted by  $\pm 0.01, 0.02$  mag in  $V - I$ . A difference of  $\pm 0.01$  mag with respect to the adopted color shift is—at most—marginally acceptable.

We followed the approach presented in Fig. 5 since the adopted shifts are the basis of the bridge test, thus their reliability and the associated uncertainties have to be firmly assessed. As a final choice we conservatively adopt the compatibility ranges found in Fig. 5 as the uncertainty in the shifts. For NGC 288:  $\Delta V = +0.66 \pm 0.07$  mag and  $\Delta(V - I) = +0.015 \pm 0.01$  mag.

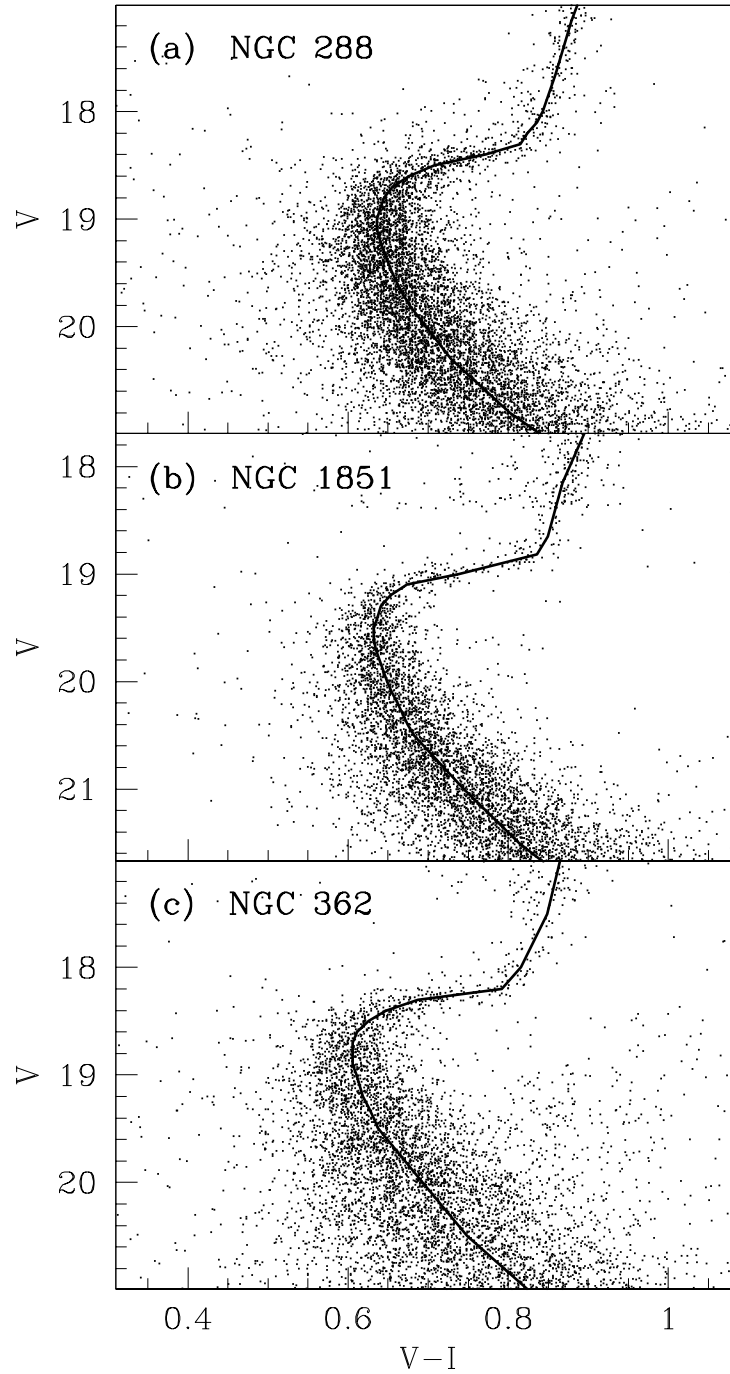


FIG. 4.— Comparison between the data and the adopted ridge lines in the region of the CMD surrounding the MSTO point. Panel (a): NGC 288, panel (b): NGC 1851; panel (c): NGC 362. Note, in particular the excellent fit of the SGB sequence, that will be the key observable in the final measure of the age difference (§4.4).

VandenBerg (2000) and Grundahl (1999) (as well as the analysis presented in Paper II) suggest that the brightest and reddest stars in the HB of NGC 288 are somehow anomalous and/or significantly evolved, therefore they can cause misleading matches when compared with HB stars

of other clusters. We emphasize that our match between the HBs of NGC 288 and NGC 1851 is primarily based on the match of the bluer part of the distributions. This is a rather inescapable choice, since these are the best populated and tightest parts of the HBs. In particular

the tight sequence of the HB of NGC 288 in the range  $0.0 \leq (V - I) \leq 0.07$  (see Fig. 5 and 6) is the key feature for the adopted match. We note that fixing this feature an excellent overall fit is obtained, thus the presented match is unlikely to be affected by the possible anomalous status of the stars discussed by the quoted authors. The point is clearly illustrated in Fig. 6 where we reported the BHB stars of NGC 1851 (crosses) and of NGC 288 (open circles) after the application of the obtained shifts. The region of the BHB that provides the basis for the determination of the shift is enclosed in a square. The adopted ridge line of the BHB of NGC 1851 is also overplotted to allow a direct comparison between the data and the fiducial. The red part of the BHB ridge line is reported (and will be reported in the following plots) as a dotted curve to put in evidence that (a) this is the most uncertain part of the NGC 1851 ridge line and, (b) *it has not been taken into account* in our shift determination. It can be readily appreciated that we made all efforts to avoid any possible ambiguity in the determination of the shift between NGC 288 and NGC 1851. Nevertheless, we want to stress again that the match of the blue HBs is the most uncertain passage of the whole bridge test, from an observational point of view.

The match between the well populated and clumped red HB (RHB) of NGC 362 and NGC 1851 is a much simpler task. Panel (a) of Fig. 7 shows the excellent match between the histograms of the RHB of NGC 1851 (dashed heavy line) and of the RHB of NGC 362 (thin continuous line) that is obtained applying a shift of  $\Delta V = 0.665$  mag to NGC 362. The clear peaks in the distributions offer a robust reference to derive the optimal shift. In panel (b) of Fig. 7 the cumulative distributions of RHB stars in  $V$  are compared by adopting slightly different shifts. The thin solid lines represent the distributions of the RHB of NGC 362 after the application of the shifts  $\Delta V = +0.650, 0.665, 0.680$  mag, from left to right respectively. It is evident that a difference of  $\pm 0.015$  mag with respect to the adopted  $V$  shift would provide a much poorer fit between the two distributions. The color shift has been found by comparing also the RGBs and the final adopted shifts to report NGC 362 upon NGC 1851 are  $\Delta V = +0.665 \pm 0.015$  mag and  $\Delta(V - I) = 0.03 \pm 0.01$  mag. The adopted shifts are in agreement, to within the uncertainties, with the current estimates of distance moduli and reddening differences among the considered clusters (see e.g. Ferraro et al. 1999). The final difference in the apparent distance moduli between NGC 362 and NGC 288 that is implicitly obtained with the derived shifts is  $\Delta\mu = -0.005 \pm 0.087$ , where the errorbar should be considered as a compatibility range, which takes into account all the uncertainties.

The overall match among the ridge lines after application of the above shifts can be judged from Fig. 8. The agreement is as good as possible for the HB (obviously) but is also very good for the whole RGB and lower MS. The only significant difference appears in the MSTO region of the CMD, which anticipates the main result that will be discussed below: the MSTO and SGB sequences of NGC 288 are fainter and redder than those of NGC 362 and NGC 1851, while the latter two clusters seem similar in this regard.

In Fig. 9 a close view of the two crucial regions of the

CMD is provided to make clear the effects of the adopted matching. In panel (a) it can be appreciated the fine agreement between the NGC 288 (open dots) and NGC 362 (crosses) data points and the ridge line of NGC 1851 in the HB region of the CMD. In panel (b) the shifted ridge lines of NGC 288 (heavy solid line and open circles) and of NGC 362 (heavy dashed line and crosses) are reported. It is readily evident that the MSTO and the SGB of NGC 362 are significantly brighter and bluer than those of NGC 288. The differences are larger than the maximum errors in the applied shifts.

All other parameters being fixed, we are led to the conclusion that *NGC 362 is younger than NGC 288*. We will quantify such an age difference in §4.3 and 4.4.

#### 4.2. Matching MSTOs

The result of the bridge test in the version introduced by SVB96 (i.e., matching MSTOs and checking the agreement of the HBs) is shown in Fig. 10, which is analogous to Fig. 9. In panel (b) the ridge lines of NGC 288 (open circles) and NGC 362 (crosses) have been shifted to provide the best match to the ridge line of NGC 1851 (heavy solid line) in the MSTO and SGB region. The adopted shifts are  $\Delta V = +0.540$  and  $\Delta(V - I) = -0.005$  for NGC 288, and  $\Delta V = +0.672$  and  $\Delta(V - I) = +0.026$  for NGC 362. The overall fit is excellent, nevertheless a mismatch in the color of the base of the RGB of NGC 288 and NGC 362 is evident and turned out to be unavoidable (and has been noted also by VandenBerg (2000)). Note that the observed mismatch is consistent with the existence of an age difference between the two clusters, NGC 288 resulting the older one (see below). The same shifts have been applied to the NGC 288 and NGC 362 data and the corresponding CMD of the HB region is shown in panel (a) of Fig. 10 and compared to the ridge line of NGC 1851 (the symbols are the same as in panel (a) of Fig. 9). The mismatch between the data and the ridge line is well beyond the compatibility range, that is reported as a couple of thin lines paralleling the HB of NGC 1851. Note that the adopted shift introduces an obvious mismatch also among the upper RGB sequences.

Therefore there is no room for a simultaneous superposition of the HBs and the MSTOs of the three considered clusters. *We conclude that this version of the bridge test also implies a significant age difference between NGC 362 and NGC 288, the former being the younger cluster.*

#### 4.3. Differential age parameters

As a first method to quantify the detected age differences we use the same differential age parameters adopted by Rosenberg et al. (1999), namely:

- The *horizontal* parameter  $\delta(V - I)_{@2.5}$ , i.e. the difference in color between the MSTO point and the point 2.5 mag brighter in  $V$  on the base of the RGB;
- The *vertical* parameter  $\Delta V_{\text{TO}}^{\text{HB}}$ , i.e. the difference in magnitude between the HB level and the MSTO point.

We refer the reader to SVB96 and Buonanno et al. (1998a) for a thorough discussion about these parameters. The close similarity in metal content will greatly

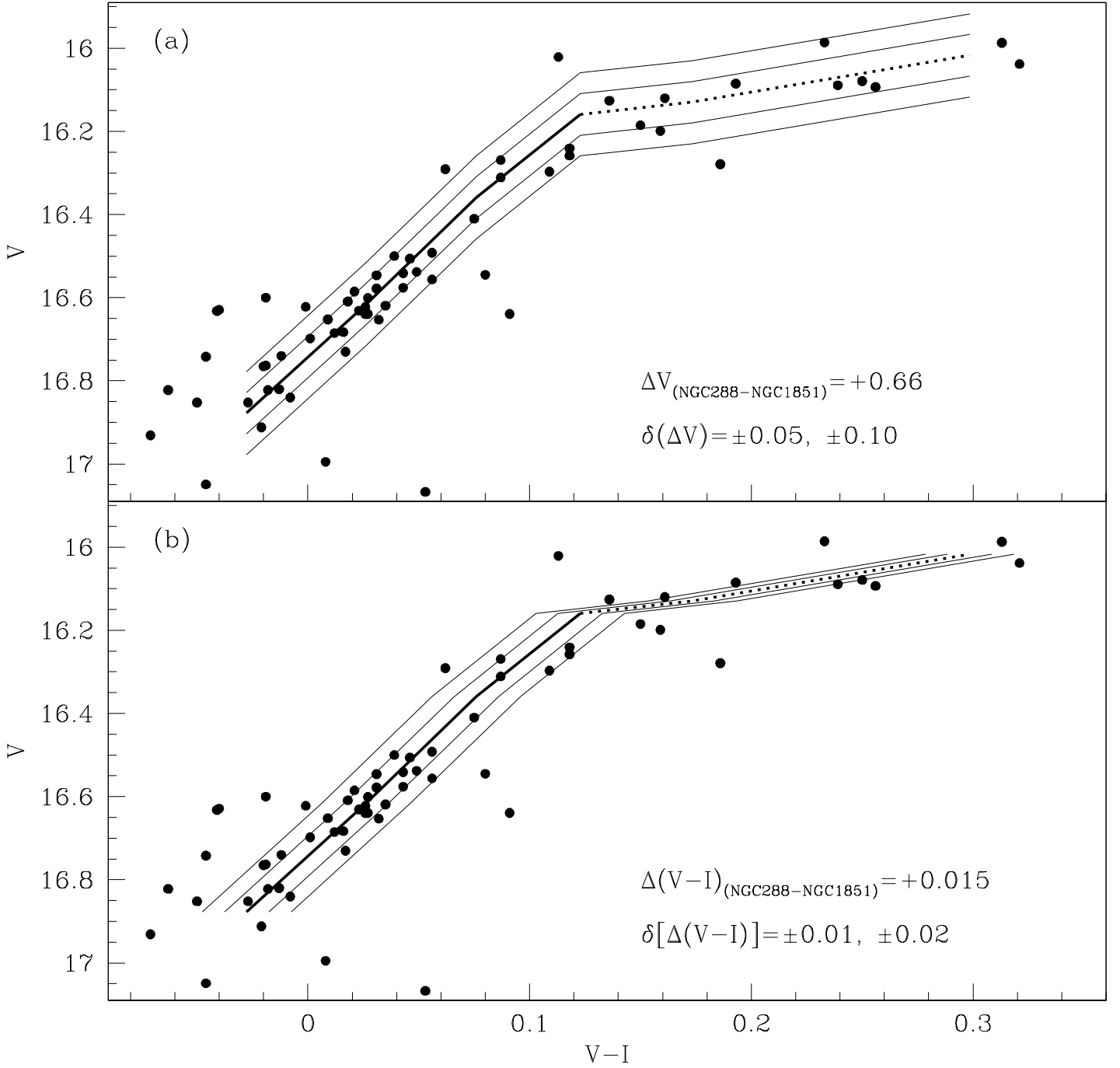


FIG. 5.— Matching the BHB of NGC 288 (filled circles) to the BHB ridge line of NGC 1851 (heavy line; the reddest part of the ridge line is represented as a dotted line to recall that it is the most uncertain part of the adopted fiducial and, above all, that we *do not use this part* in the determination of the shift; see Fig. matchhb). Panel (a): the effect of different assumptions for the V shift is shown by reporting the NGC 1851 ridge lines shifted by  $\pm 0.05, 0.10$  mag with respect to the adopted best fit shift  $\Delta V = +0.66$  mag. Panel (b): the effect of different assumptions for the V-I shift is shown by reporting the NGC 1851 ridge lines shifted by  $\pm 0.01, 0.02$  mag in V-I with respect to the adopted best fit shift  $\Delta(V-I) = +0.015$  mag. In both cases it is evident that the heavy lines provide the best match and that differences as small as  $\pm 0.05$  mag in V and/or 0.01 mag in V-I with respect to this line provides a much poorer fit to the data.

contribute to reduce the uncertainties in the final age difference estimates from both observables, especially for

NGC 362 and NGC 288 (cf. §2.1).

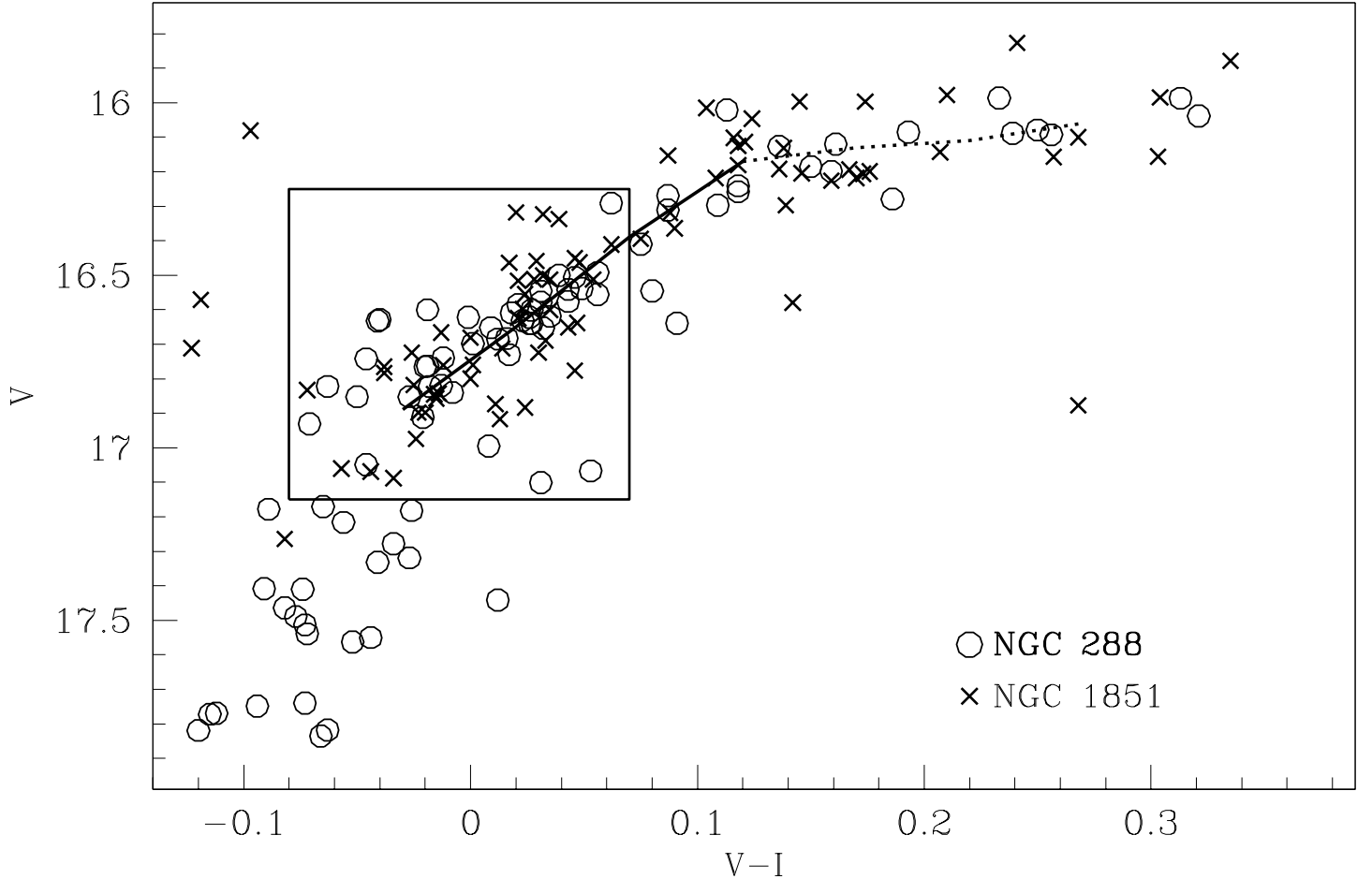


FIG. 6.— Superposition of the non-variable BHB stars of NGC 1851 (crosses; the stars of NGC 1851 with  $V \geq 17.5$  have not been plotted in this panel) and of NGC 288, after the application of the obtained shift. The square enclose the blue part of the BHB we use to determine the shift. With this approach we avoided to base the determination of the shift on the reddest BHB stars whose evolutionary status is uncertain. The BHB ridge line of NGC 1851 is also reported to allow the reader to compare it directly with the data. The reddest part of the fiducial is reported (and will be reported in all the following plots) as a dotted line to recall that it has not been considered in the determination of the shift between NGC 288 and NGC 1851. Note, however, the good overall fit

We start with the horizontal parameter, whose application is independent of the accurate matching obtained for the bridge test. From the ridge lines of the clusters

we obtain  $\delta(V - I)_{@2.5}(\text{NGC 288}) = 0.276 \pm 0.010$  mag,  $\delta(V - I)_{@2.5}(\text{NGC 1851}) = 0.306 \pm 0.010$  mag, and  $\delta(V - I)_{@2.5}(\text{NGC 362}) = 0.301 \pm 0.010$  mag, in excel-

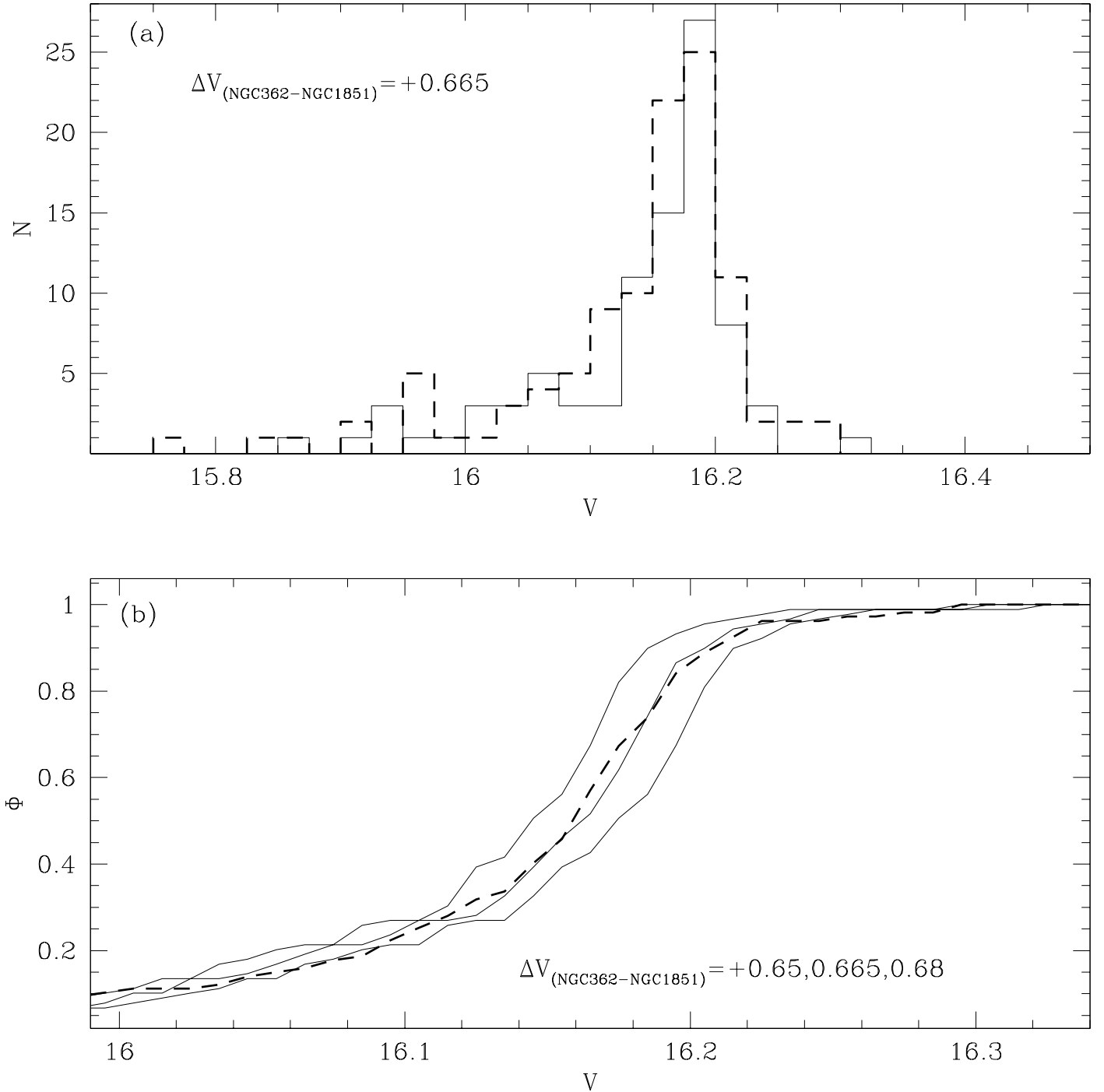


FIG. 7.— Matching the RHB of NGC 362 (thin solid line) to the RHB of NGC 1851 (heavy dashed line). Panel (a): The  $V$  histogram of the two distribution after having applied a shift of  $\Delta V = +0.665$  mag to the NGC 362 data. Note the excellent match of the peaks of the histograms. Panel (b): Comparison between the cumulative distributions after the application of different shifts to the NGC 362 data as reported in the lower right corner of the panel. A difference of  $\pm 0.015$  mag with respect to our best fit value is already inconsistent with the data.

lent agreement with the results of Rosenberg et al. (1999). From their Figs. 4 and 9, we obtain an age difference  $\Delta \text{Age}_{\text{NGC 288-NGC 362}} = 2.2 \pm 1$  Gyr by averaging over the (fully compatible) estimates derived by adopting dif-

ferent sets of models (Straniero, Chieffi and Limongi 1997, hereafter SCL9; Cassisi et al. 1998, hereafter CCDW98; Vandenberg et al. 2000, hereafter V2000). The age difference between NGC 362 and NGC 1851 is found to be null

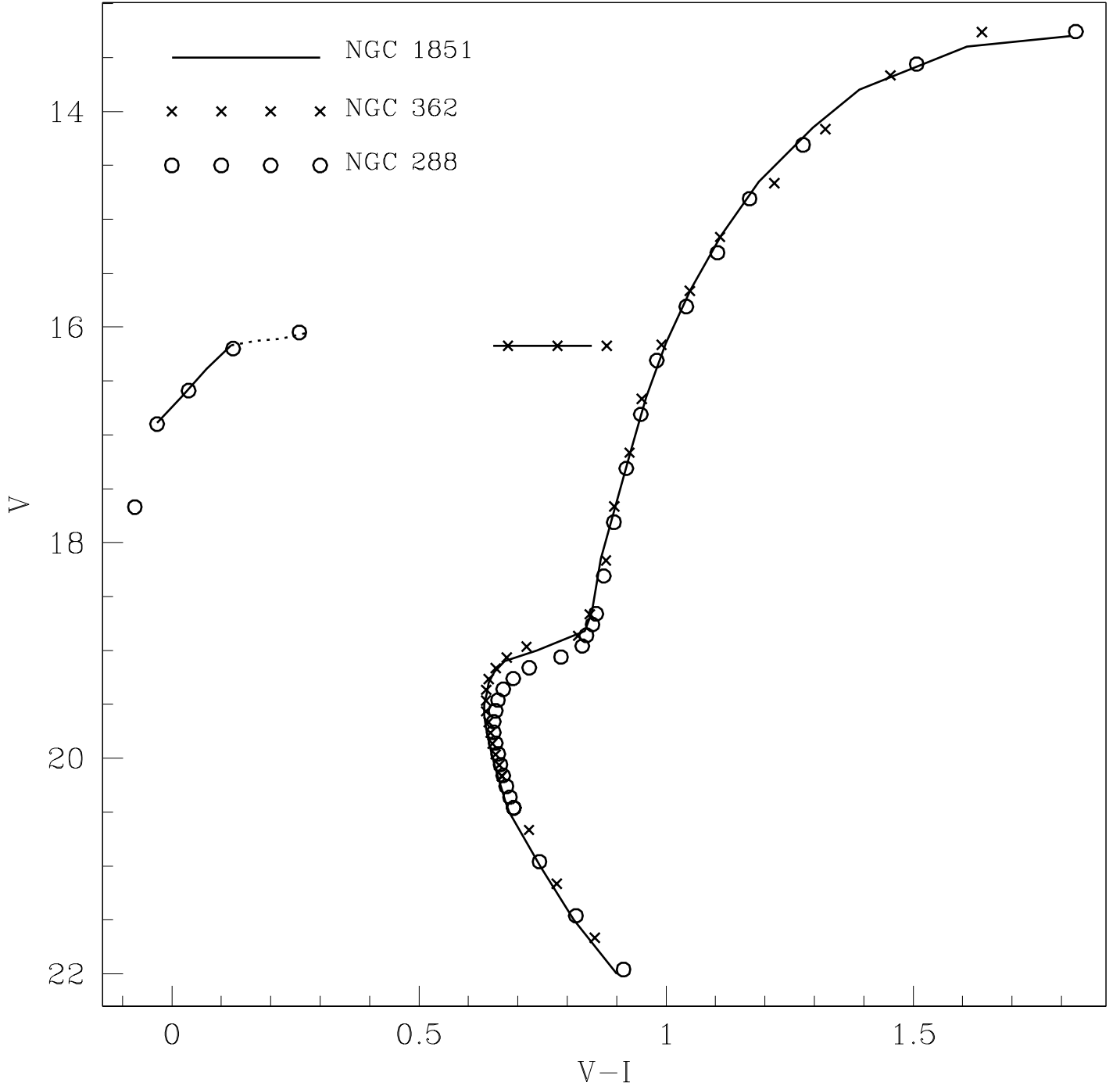


FIG. 8.— Overall match of the ridge lines of the three clusters after the application of the derived shifts to report the HB of NGC 362 and NGC 288 upon that of NGC 1851. Solid line: NGC 1851; crosses: NGC 362; open circles: NGC 288.

to within the errors.

Given the optimal match obtained between the HBs of the considered clusters we can obtain differences in  $\Delta V_{\text{TO}}^{\text{HB}}$  just by subtracting the observed  $V_{\text{TO}}$  values once the shifts presented in §4.1 are applied. In this way most of the uncertainties associated with the de-

termination of the HB level are avoided. We obtain  $\Delta V_{\text{TO}}^{\text{HB}}(\text{NGC 288}) - \Delta V_{\text{TO}}^{\text{HB}}(\text{NGC 362}) = 0.23 \pm 0.07$  mag and  $\Delta V_{\text{TO}}^{\text{HB}}(\text{NGC 288}) - \Delta V_{\text{TO}}^{\text{HB}}(\text{NGC 1851}) = 0.18 \pm 0.07$  mag, just a few hundredths of a magnitude less than found by Rosenberg et al. (1999), i.e.,  $0.26 \pm 0.10$  and  $0.23 \pm 0.10$ , respectively, but still in good agreement.

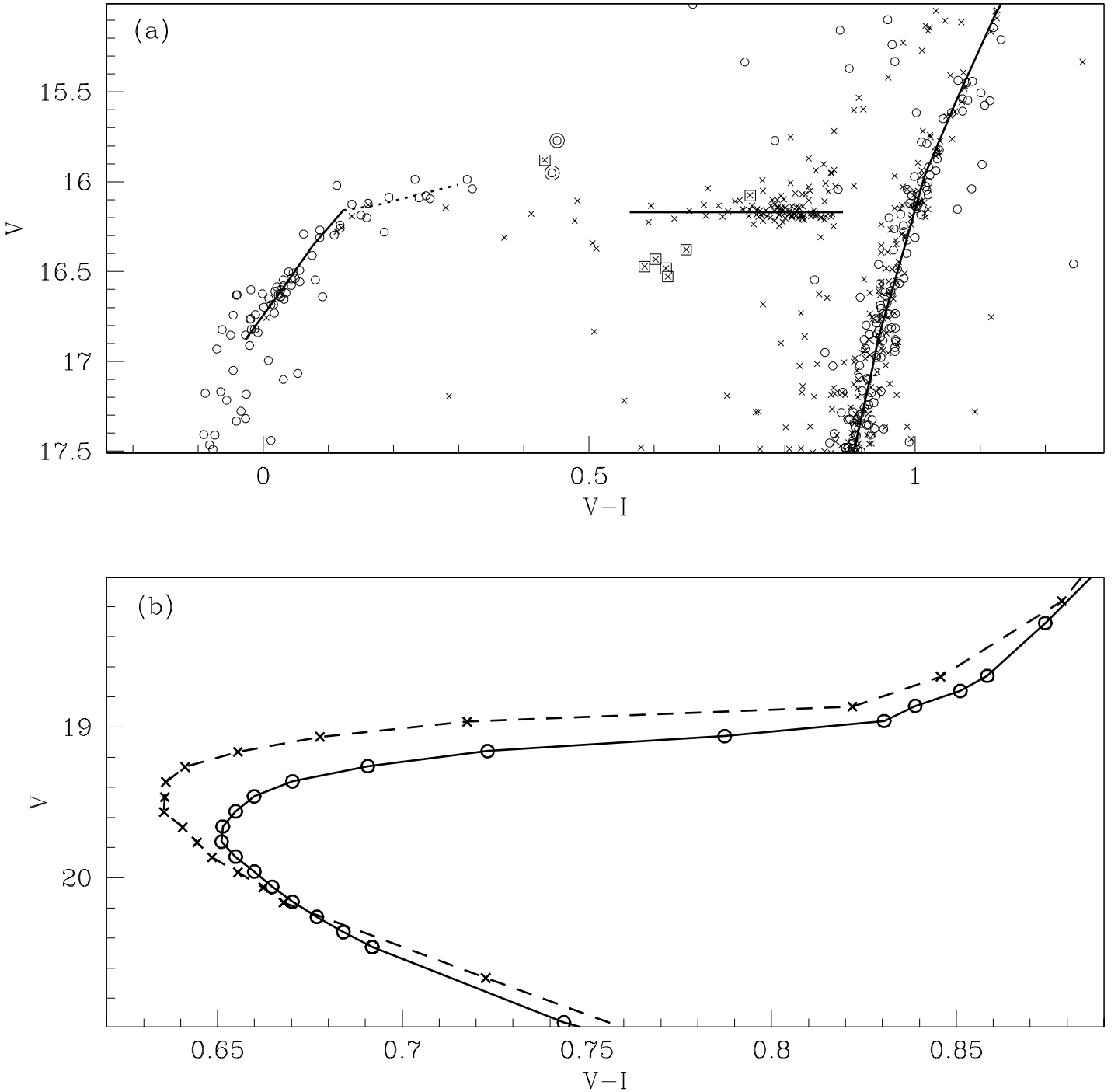


FIG. 9.— Panel (a): global match of the HBs on the CMD. The open dots represent the NGC 288 data, the encircled symbols denoting the RR Lyrae variables; the crosses are the NGC 362 data, those enclosed in an open square being the identified RR Lyrae variables. The solid line is the ridge line of NGC 1851. Panel (b): close up view of the MSTO region of the CMD. The ridge lines of NGC 288 (heavy solid line and open circles) and NGC 362 (heavy dashed line and crosses) are reported, once shifted according to the amounts needed to match the HBs.

The resulting age differences are  $\Delta\text{Age}_{\text{NGC 288-NGC 362}} = 2.7 \pm 1.0$  Gyr and  $\Delta\text{Age}_{\text{NGC 288-NGC 1851}} = 2.3 \pm 1.0$  Gyr. Also in this case the estimates from different sets of models are in good agreement, to within the errors. The age

difference between NGC 362 and NGC 1851 can be considered marginal (see below).

Therefore, independently of the adopted set of theoretical models and on the differential age parameter used,



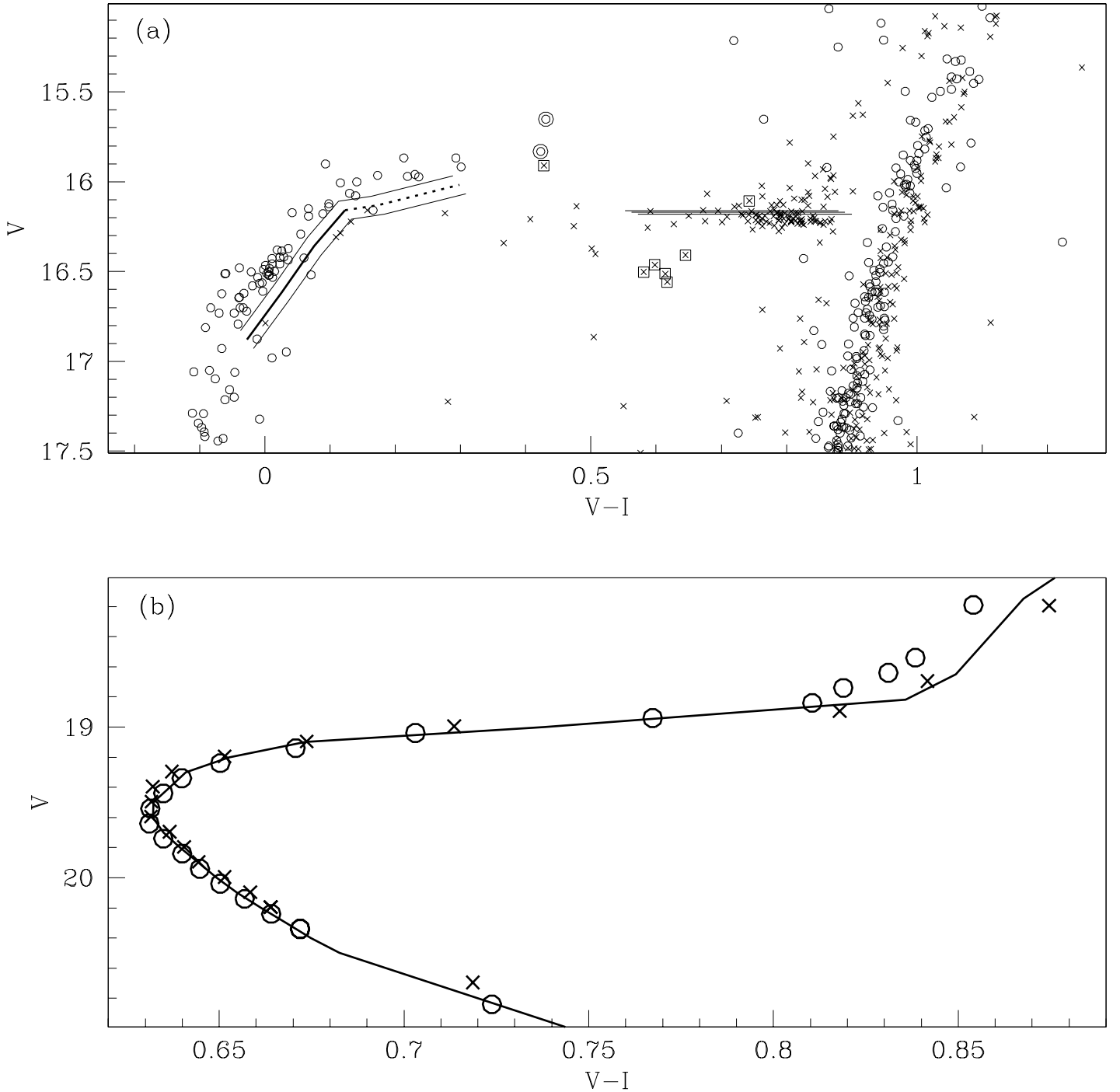


FIG. 10.— Panel (b): the ridge lines of NGC 288 (open dots) and NGC 362 (crosses) shifted to provide the best fit to the NGC 1851 ridge line (heavy solid line) in the MSTO and SGB region. Panel (a): the HBs of NGC 288 (open dots) and NGC 362 (crosses) after the application of the shift derived from the match shown in panel (b), compared to the ridge line of NGC 1851 (heavy line). The thin lines paralleling the ridge line bracket the range of maximum acceptable difference in the shifts. Note that a small mismatch ( $\leq 0.05$  mag) is apparent also between the RHB of NGC 362 and NGC 1851, suggesting that the former may be slightly younger than the latter, as shortly discussed in §4.3.

an age difference of  $2.4 \pm 1.5$  Gyr is measured between NGC 288 and NGC 362, the reported error bar covering the whole compatibility range spanned by the two inde-

pendent estimates. Any derived age difference slightly depends on the absolute age of the oldest cluster (the age zero point). The above result can be appreciably changed

by this effect only if an age lower than 12 Gyr is assumed for NGC 288<sup>10</sup>. The observed  $\Delta V_{\text{TO}}^{\text{HB}}$  as well as the direct comparison with various sets of isochrones suggest instead an absolute age  $\geq 13$  Gyr for this cluster, although this value is subject to possible systematic errors (see, e.g., Vandenberg, Bolte & Stetson 1996; D’Antona 2000).

While the uncertainty in the abundance of NGC 1851 renders its age estimate less reliable, our test strongly suggests that NGC 1851 is significantly younger than NGC 288 and has an age similar to that of NGC 362<sup>11</sup>. Because of these uncertainties and since our goal is to study in detail the couple NGC 362/NGC 288 we will concentrate on these clusters in the remainder of this analysis, as well as in Paper II, leaving NGC 1851 (the “bridge” cluster) for occasional reference.

#### 4.4. A Global Comparison

In Fig. 11 the ridge lines of NGC 288 (thick solid line) and NGC 362 (thick dashed line), properly shifted according to the results of the matching of the HBs, are superposed to three different sets of isochrones of the appropriate metal content<sup>12</sup>. The age range covered by each set is 8 – 18 Gyr from left to right. Each set of isochrone has been reported to the same distance and reddening as the ridge lines by applying the distance modulus and reddening of NGC 1851, as taken from Ferraro et al. (1999, from column 8 of their Tab. 2). Minor adjustments have been made to best fit the nearest isochrone to the ridge line of NGC 288 (see below).

In panel (a) the comparison is with the SCL97 isochrones with standard helium abundance  $Y = 0.23$ , solar element mix and  $[\text{Fe}/\text{H}] = -1.0$ . According to Salaris, Chieffi, & Straniero (1993) this is the proper set of isochrones to compare against clusters with  $[\text{Fe}/\text{H}] = -1.3$  and a typical halo  $\alpha$ -enhancement (e.g., Carney 1996), as is the case for NGC 288 and NGC 362 (cf. §2.1). A simple color shift of  $-0.01$  mag in  $V - I$ , applied to the whole set, reports the 13 Gyr isochrone to an excellent superposition with the ridge line of NGC 288. The age step between isochrones is 1 Gyr. In panel (b) the ridge lines are compared with the CCDW98 set of isochrones at  $[\text{Fe}/\text{H}] = -1.31$ , standard helium and solar element ratios. The  $[\text{Fe}/\text{H}] = -1.0$  isochrones are not present in the CCDW98 set thus we cannot properly account for  $\alpha$ -enhancement in this case. The 13 Gyr isochrone was fitted to the NGC 288 ridge line by shifting the whole set by  $-0.004$  mag in  $V - I$ . The comparison with the  $Y = 0.237$ ,  $[\text{Fe}/\text{H}] = -1.31$ ,  $\alpha$ -enhanced isochrones by V2000 is shown in panel (c) of Fig. 11. A shift of  $+0.023$  mag in  $V - I$  has been applied to the whole set. In this case the age step between the isochrones is 2 Gyr.

Despite the differences in the models and in the assumptions, the results of all the comparisons are very similar. The optimal removal of the effects of distance and reddening we have obtained with the “bridge matching” and

the close similarity in chemical composition allow a very robust approach to the estimate of the age difference between NGC 288 and NGC 362 from Fig. 11. The nearly horizontal region of the SGB, between  $V - I = 0.7$  mag and  $V - I = 0.8$  mag is a well defined (and easy to measure) observational feature that provides a natural age scale and that can be straightforwardly compared to model predictions. From this comparison an age difference of 2 Gyr is clearly detected, independent of the adopted set of isochrones. It is worth noting that if the luminosity of the MSTO points are considered, a slightly larger difference is obtained (2.5 to 3 Gyr) in good agreement with what found with the differential vertical parameter  $\Delta V_{\text{TO}}^{\text{HB}}$ , in the previous section. Given the quoted uncertainties associated with the *measure* of  $V_{\text{TO}}$  we consider the estimate obtained from the horizontal region of the SGB as more reliable and we adopt it as our final value, recalling that it is in agreement with the estimates obtained in the previous section, to within the errors.

To evaluate the range of age differences that are still (at least marginally) compatible with the data we explore the effects of the following (very unlikely) occurrences: (a) we consider the maximum possible errors in matching the HB, as evaluated in §4.1, Figs. 4 and 5, all in the directions leading to the maximum overestimate of the age differences, and (b) we consider the maximum possible errors all in the opposite direction, leading to the maximum underestimate of the age difference. The results are shown in Fig. 12 by comparing the ridge lines with the SCL97 set of isochrones, with the same arrangement and symbols as in Fig. 11. An additional shift has been also applied to the ridge lines, corresponding to the error bars of the shifts adopted to match the HBs. Case (a) is considered in panel (a) of Fig. 12. The additional shifts  $\delta(V - I) = +0.01$  mag and  $\delta V = +0.01$  mag have been applied to the ridge line of NGC 362, such shifts being  $\delta(V - I) = -0.01$  mag and  $\delta V = -0.07$  mag in the case of NGC 288. The age difference is still  $\sim 1$  Gyr, as judged from the luminosity of the horizontal part of the SGB. The case (b) is shown in panel (b): the same shifts have been applied to the ridge lines, but with opposite sign, and a maximum age difference of  $\sim 3$  Gyr is clearly obtained. Also in these cases if one rely only on  $V_{\text{TO}}$  for his estimate, larger age differences would be obtained.

Formal errors of  $\sim 0.5$  Gyr or lower are often associated with differential age estimates. Despite the great reliability of the present result, we prefer to provide a conservative range of compatibility as the uncertainty associated with our age estimate. Thus when we present the final result of our bridge test, i.e. *the age difference between NGC 288 and NGC 362 is  $\Delta\text{Age} = 2.0 \pm 1.0$  Gyr*, what we are actually implying is that *age differences lower than +1 Gyr or larger than +3 Gyr are excluded by the test*.

Some caveats associated to the assumptions of the bridge test will be discussed in §4.6.

<sup>10</sup> However, if an absolute age of 10 Gyr is assumed for this cluster the age difference with NGC 362 is still larger than 1.5 Gyr. See also Paper II.

<sup>11</sup> If only the vertical parameter is considered, we note a marginal indication that NGC 362 may be slightly younger than NGC 1851. A similar result is obtained also by Rosenberg et al. (1999) and it seems confirmed in Fig. 8 and 10. Since NGC 1851 is not the main target of the present analysis and since the detected difference is quite small we maintain the conclusion that NGC 362 and NGC 1851 have *similar* age.

<sup>12</sup> The V2000 isochrones (see also Bergbusch & Vandenberg 2001) have been kindly provided by D.A. Vandenberg. The SCL97 isochrones have been retrieved from the ORFEO database (<http://www.mporzio.astro.it/~mandrake/orfeo.html>). The CCDW isochrones have been retrieved from the GIPSY database (<http://www.mporzio.astro.it/~mkast/GIPSY/homegipsy.html>)

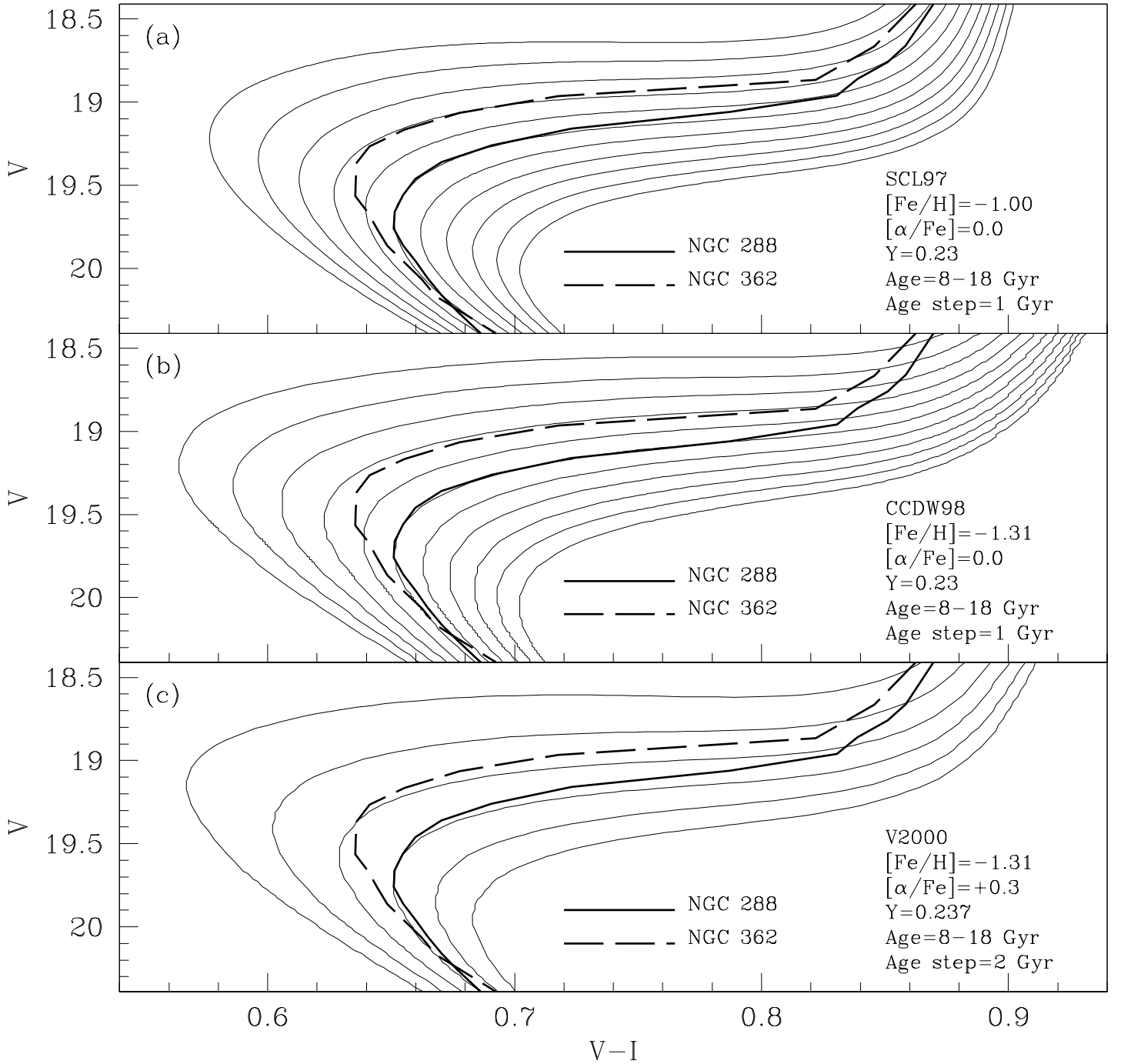


FIG. 11.— Shifted ridge lines of NGC 288 (thick solid lines) and NGC 362 (thick dashed lines) are compared to three different sets of isochrones of the appropriate metal content (thin lines). The details of each adopted set are reported in the lower right corner of each panel. Panel (a): SCL97 models with  $[\text{Fe}/\text{H}] = -1.0$ , simulating  $\alpha$ -enhanced isochrones with  $[\text{Fe}/\text{H}] = -1.3$ . Panel (b): CCDW98 models. Panel (c):  $\alpha$ -enhanced models by V2000. The age step between two adjacent isochrones is 1 Gyr in panels (a) and (b), and 2 Gyr in panel (c). In all cases the “oldest” isochrone has an age of 18 Gyr and the “youngest” 8 Gyr.

#### 4.5. Direct comparison with previous bridge tests

Following a suggestion of the Referee, we performed a comparison between our photometry and the assembly of

datasets adopted by SVB96 and V2000 in their previous realizations of the bridge test. The comparison was required to clarify the reasons for the different results we obtain with respect to SVB96 and V2000, given that

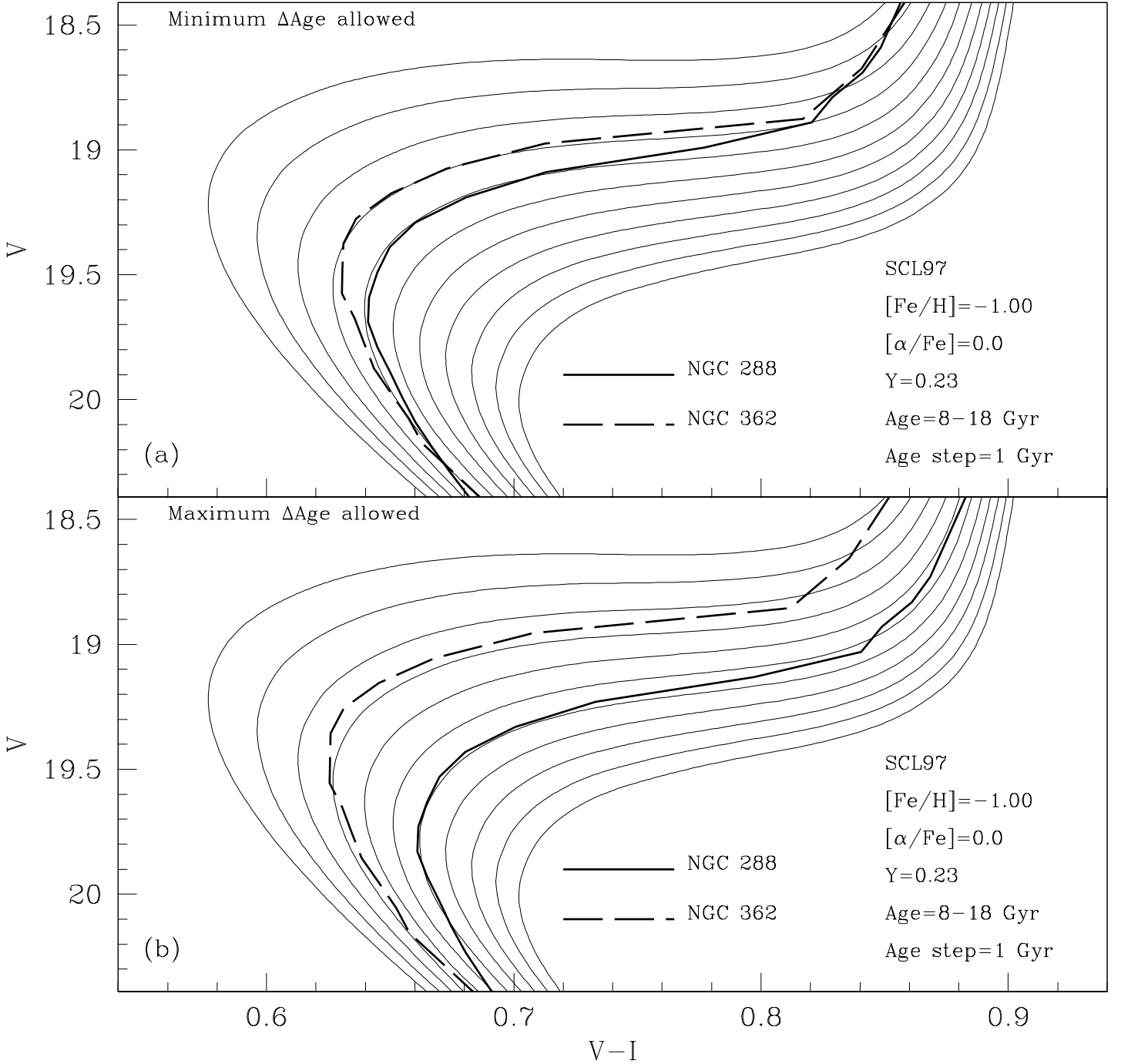


FIG. 12.— Comparison between ridge lines and isochrones, as in the panel (a) of Fig. 11. In the present case we have applied the maximum possible error in the shifts matching the HBs either all in one direction (panel (a), bringing to the minimum age difference allowed by the data) or all in the opposite direction (panel (b), bringing to the maximum age difference allowed by the data).

the adopted shifts are roughly similar. The comparisons have been made possible by the kind helpfulness of Dr. D.A. VandenBerg who provided the databases that he and SVB96 adopted in their tests. Unfortunately the NGC 362 catalogue provided by Dr. VandenBerg was lacking posi-

tional information, thus the cross-correlation with our data was not possible.

In Fig. 13 we report: the difference between the V magnitudes measured in the present analysis and those by Walker (1992) - adopted by SVB96 and V2000 - versus our

V magnitude for the common stars in NGC 1851 (panel (a)); for NGC 288 (panel (b)), the difference between our V magnitudes and those by Bergbusch (1993) (open triangles, adopted by SVB96 and V2000 for  $V \leq 17.5$ ), and by Bolte (1992) (full and open squares, adopted by SVB96 and V2000 for  $V < 17.5$ ) versus our V magnitude. The plots reported in panels (c) and (d) will be described below. The comparisons can be made just for the V data since we have (V,I) photometry while SVB96 and V2000 based their tests on (B,V) photometry.

The comparison of the photometry shown in Fig. 13 can be summarized as follows:

1. Panel (a). Our V photometry and the one by Walker (1992) are in excellent agreement. Here the comparison is limited to  $V \leq 18.5$  because the available catalogue lacks the faint stars. However this is the only relevant range for NGC 1851 in the present test.
2. Panel (b). The agreement with Bergbusch's photometry is quite good, the average  $\Delta V$  is  $-0.016$  in the considered range of magnitudes. However it is important to recall that both SVB96 and V2000 applied a shift of  $-0.06$  mag to report Bergbusch's data in the photometric system of Bolte (1992), following the prescriptions of the same author<sup>13</sup>. Hence, the actual difference between our V photometry and the photometry of bright stars adopted by SVB96 and V2000 amounts to  $-0.076$  mag, i.e. a quite sizeable mismatch.
3. Panel (b). The Bolte (1992) dataset appears not consistent with Bergbusch's photometry and also not self-consistent. This is not exceedingly surprising, since this dataset was obtained by assembling different photometries, obtained at different epochs, under different conditions and with different instruments and telescopes. In particular the filled squares are stars measured in the inner part of the cluster, with a photometric set-up mainly devoted to the sampling of bright stars, while the open squares are stars from the outer, less crowded fields, observed with the aim of sampling the faintest part of the MS. In the present plot we obtained the observed segregation just by plotting as filled squares the stars with  $X < 1600$  px and plotting as open squares the stars with  $X > 1900$  px, in our reference frame. Such spatial threshold has the purpose of showing separately the two different samples that are merged together in the final dataset, putting in evidence the obvious inconsistency. Note that the "faint" sample (open squares) naturally provides the clean MS shown in the CMD presented in panel (d) (compare with panel (c)), and a measure of  $V_{TO}$  obtained from this sample would be brighter by  $\sim 0.1$  mag, thus mimicking a younger age, more similar to NGC 362.
4. As an indirect test on the NGC 362 dataset we fitted our ridge lines for NGC 362 and NGC 288 with the

same isochrones and with the same adoption on the apparent distance moduli as V2000. We obtained an absolute age of  $\simeq 12$  Gyr for NGC 288 and  $\simeq 11$  Gyr for NGC 362, i.e. broadly compatible with the results of V2000. This may be taken as an indication of rough self-consistency between our dataset and the one adopted by V2000 for NGC 362. Nevertheless, only direct comparison would provide the final check.

The above results provide a direct demonstration of the superiority of our bridge test with respect to previous ones and clearly indicates the reasons of the different result we obtain. We recall that our databases have been successfully tested for self-consistency and linearity by the comparison with the photometry by Rosenberg et al. (1999), performed *over the whole range of magnitude* covered by the data and in *both* passbands (see Fig. 2).

We want to stress here that the adoption of strictly homogeneous databases is mandatory to obtain safe results from this kind of test (see also Rosenberg et al. 1999, 2000, for further discussion on the importance of the homogeneity of datasets). This was the fundamental rationale at the basis of our repetition of the bridge test (see §2), and the above discussion provides a direct proof that the experiment was worth repeating.

We emphasize that there are realistic cases where it is not possible to identify inconsistencies in a composite photometric datasets (e.g. few common stars, common stars in a restricted range of magnitude etc.). However one has to be aware of the danger involved in the adoption of such datasets in such tricky business as the measure of age differences.

#### 4.6. Limitations of the Bridge Test

The fundamental assumption at the basis of the bridge test is that *the horizontal branch stars of clusters of the same metallicity (Z) and helium content (Y) have the same luminosity at any given color*. In the present case, the first underlying hypothesis, i.e. same metallicity, is clearly fulfilled while, as already stated, we do not have fully conclusive constraints on Y (see §2.1 and §4.5). A higher helium content in NGC 288 would produce a brighter HB in this cluster, thus mimicking an age difference. On the other hand, if NGC 362 were He-enhanced, the age difference measured by the bridge test would underestimate the actual age difference. In this regard we have to rely on the fact that the observed R parameters strongly suggest that the helium content of the considered clusters is very similar.

It may also be conceived that even if both these hypotheses are fulfilled, the same *fundamental assumption* may be false, i.e. there is some factor other than Z and Y that can differentially affect the HB *luminosities* of two clusters with similar Y and Z (Fusi Pecci & Renzini 1978). The first possibility coming to mind is *core rotation*, that may make an HB star brighter and bluer than canonical expectations due, e.g., to an increase in the helium-core mass at the He-flash. It is interesting to note that the BHB stars of NGC 288 seem to be remarkably fast

<sup>13</sup> Bergbusch (1993) reports a shift of  $+0.06$ . We guess this is due to a typographical error since both us and V2000 independently found that the true shift is in fact  $-0.06$ .

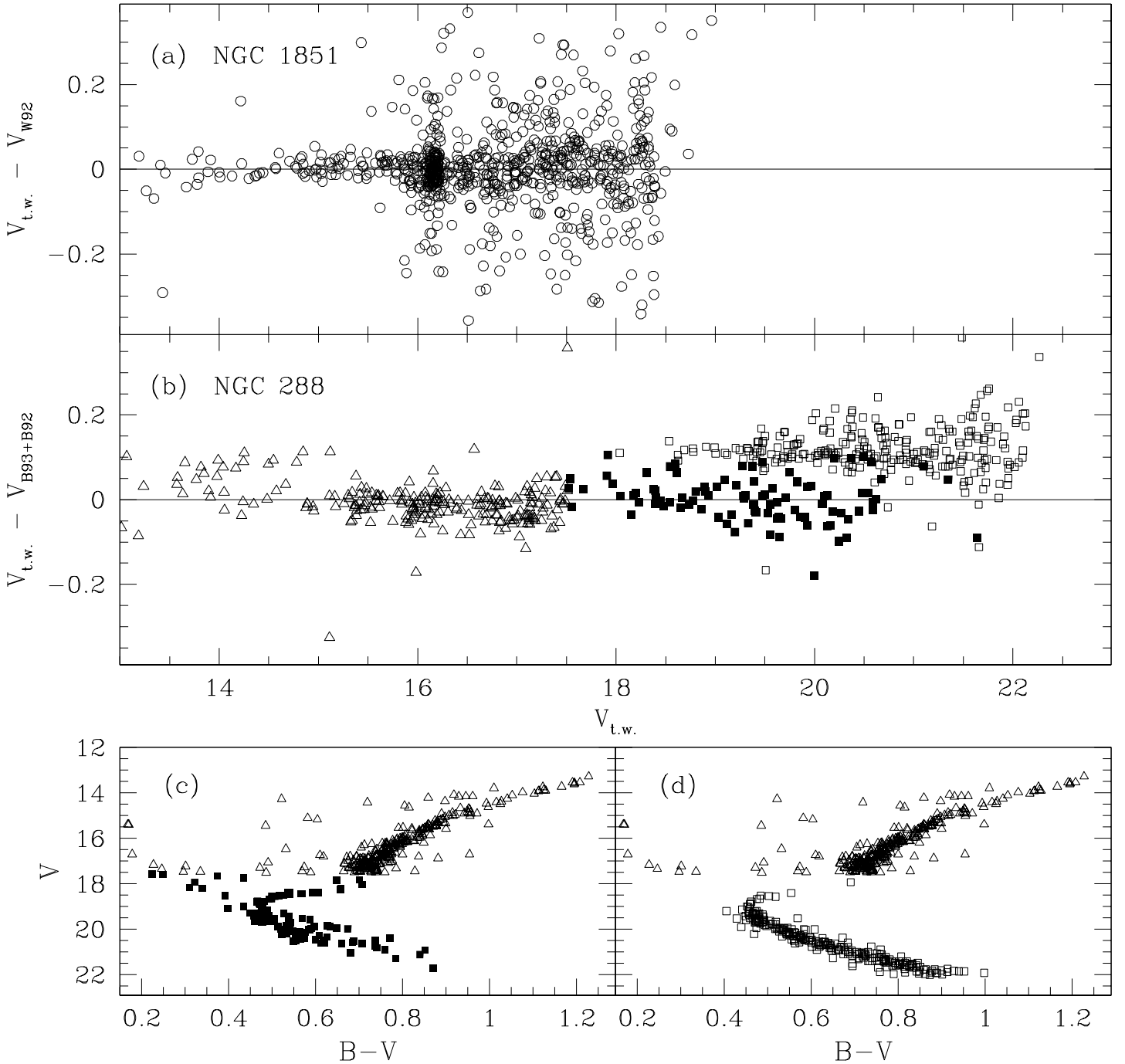


FIG. 13.— Comparison between our photometry and the datasets adopted by SVB96 and by V2000 in their previous realizations of the bridge test. Panel (a): difference in V magnitude between our photometry and that by Walker (1992) for NGC 1851, versus our V magnitudes ( $V_{t.w.}$ ). Panel (b): the same as panel (a) but for NGC 288. The open triangles are the data from Bergbusch (1993), the filled and open squares are from the Bolte (1992) dataset. The filled squares are stars from the central regions of the cluster (“bright” sample, see text) while the open squares are stars from the outer region of the cluster (“faint” sample, see text). The same symbols are adopted to show the different characteristics of the two samples in the CMDs shown in panel (c) and (d). Note that *all* of the Blue Stragglers present in the dataset are in the “bright” central sample, that have a limiting magnitude of  $V \sim 21$  and a relatively small number of MS stars. On the other hand the “faint” outer sample reaches  $V \sim 22$  and provides a very clean view of the TO region and of the MS.

rotators (Peterson 1985), while, unfortunately, no observational constraint in this sense is available for NGC 362

and NGC 1851. Recent measures of rotation of HB stars in globulars (Behr et al. 2000) provided clear indications that

we are far from a complete understanding of the effects of rotation on HB stars. Hence, this possibility remains to be explored. We note that the  $R$  method calibration *assumes* that the canonical He-core mass is the same for all clusters, which may not necessarily be true; independent observational constraints on the  $M_c$  value are difficult to obtain, as reviewed by Catelan, de Freitas Pacheco & Horvath (1996).

Deep mixing phenomena can alter the He content of some RGB stars, as proposed and discussed by Sweigart (1997). The “mixed stars” would place themselves on the ZAHB at higher  $T_{\text{eff}}$  and higher luminosity with respect to “non-mixed stars.” If, for instance, this were the origin of the bimodal HB of NGC 1851 (i.e. non-mixed stars populating the RHB and mixed stars populating the BHB, as indeed suggested by Sweigart 1997) then the adoption of its HB as the bridge between NGC 288 and NGC 362 would lead to an *underestimate* of the *true* age difference. While there is no clear evidence of a difference in the deep mixing extent between NGC 288 and NGC 362 (Shetrone & Keane 2000), we are unaware of sufficiently detailed spectroscopic analyses of NGC 1851 bright giants that would conclusively rule out the possibility that its BHB stars are the progeny of He-mixed giants (but see Bono et al. 2001). At the same time, whether He mixing takes place at all is currently a much-debated issue, and we refer the reader to the papers by Grundahl et al. (1999); Cavallo & Nagar (2000); Weiss, Denissenkov & Charbonnel (2000); Gratton et al. (2001) for some recent insight on this complex problem.

Finally, there is mounting evidence that many field blue subdwarf (sdB) stars are in fact binary systems (see Green, Liebert, & Saffer 2001; Saffer, Green & Bowers 2001; Maxted et al. 2001, and references therein), supporting the possibility that some BHB stars may be the result of evolution of some kind of binary (see Baily 1995, and reference therein). The consequences of this scenario have not yet been studied and may affect our conclusion in some unknown way.

One way to test the existence of luminosity differences between HBs of GCs having similar metallicity is through a traditional *period-shift analysis* of their fundamental-mode, RRab Lyrae variables. As pointed out by Catelan, Sweigart & Borissova (1998), the pulsational properties of RR Lyrae variables can be useful indicators of a non-canonical origin for bimodal-HB and second-parameter clusters, given that these properties are sensitive to the basic physical parameters of the stars. In particular, differences in the HB luminosity should reflect themselves, at constant metallicity and temperature, in the form of noticeable “period shifts” (e.g., Sandage 1990).

Indeed, using this method, evidence has been reported that the NGC 1851 HB might be somewhat brighter than the HBs of other clusters of similar  $[\text{Fe}/\text{H}]$  (Catelan, Sweigart & Borissova 1998). However, Walker (1998) obtained new CCD data for the NGC 1851 RR Lyrae population and argued that the earlier evidence was a spurious consequence of the poor quality of the previously employed photographic data for this cluster’s variables.

The period-blue amplitude ( $A_B$ ) diagram appears to be particularly suitable to carry out period shift analyses, in view of the evidence (Catelan 1998; Sandquist 2000) that

$A_B$  is, at least to first order, a reasonable temperature indicator for the fundamental-mode RR Lyrae. In Fig. 14, we present this diagram for the RRab variables in NGC 1851, NGC 288, and NGC 362. The data for these three clusters were retrieved from Walker (1998); Kaluzny, Krzemiński & Nalezyty (1997); Clement (1997), respectively. Note that, in the case of Walker’s data, we have discarded all stars which, according to his Fig. 3, may show signs of the Blazhko effect and/or have ill-defined light curves. For NGC 288, where only  $V$  amplitudes are available, we obtained the  $B$  amplitudes assuming  $A_B/A_V \simeq 1.39$  (Layden et al. 1999). In Fig. 14, we overplot, on the cluster data, the mean line obtained for the M3 (NGC 5272) RRab Lyrae variables by Borissova, Catelan & Valchev (2000).

Figure 14 suggests that the NGC 1851 variables do have, at a given temperature (amplitude), systematically longer periods than their counterparts in NGC 362. Note, in particular, that while only 20% of the NGC 1851 variables fall below the M3 line, as many as 57% of the NGC 362 RRab Lyrae are located below such a line. The mean period shift between the two clusters, according to these data, amounts to  $\Delta \log P(A_B) \approx 0.025$ —which, if interpreted in terms of a difference in HB luminosity between NGC 362 and NGC 1851, implies that the latter has a brighter HB by  $\approx 0.075$  mag. Though a variation in the RR Lyrae mass by  $\approx 0.05 M_\odot$  (with lower masses in the case of NGC 1851) could also account for such a period shift, it is unclear that any second parameter candidate could cause a change in mass *at a fixed effective temperature* without provoking a change in luminosity as well. Either option, or a combination of the two, presents problems for the use of NGC 1851 as the “bridge” for the bridge test. Moreover, one will readily notice from Fig. 14 that the single RRab in NGC 288 appears to be much brighter than any RRab stars in *either* NGC 1851 or NGC 362; therefore, in the event that the NGC 1851 RR Lyrae overluminosity is interpreted as evidence of evolution away from a blue ZAHB, one must also conclude that, remarkably, *all* NGC 1851 variables are less evolved than the single RRab that is found in NGC 288. This, in turn, creates another potential problem for the bridge test, in the sense that the assumption that the blue HBs of NGC 288 and NGC 1851 are entirely equivalent would break down. In fact, while some problems are encountered when attempting to model the redder BHB stars in NGC 288 (VandenBerg 2000; Paper II; Catelan et al., in preparation), the same effect, while also present, appears to be less severe in the case of NGC 1851. More data would be vital to solve these problems and place the bridge test on a firmer footing; in particular, spectroscopic gravities for the blue HB stars in both NGC 288 and NGC 1851 and new RR Lyrae light curves for NGC 362 seem essential.

Of course, if significant differences in helium content, core rotation and/or any other “second parameter” that affects HB luminosity do exist and effectively change the HB luminosity of GCs with similar metallicity, our whole distance and age scales of GCs may be in error, since both are mostly based on the use of HB stars as standard candles (e.g., Pritzl et al. 2000) – the same fundamental assumption of the bridge test. Thus, while our present knowledge and data admittedly do not allow complete control of all the variables that may affect a differ-

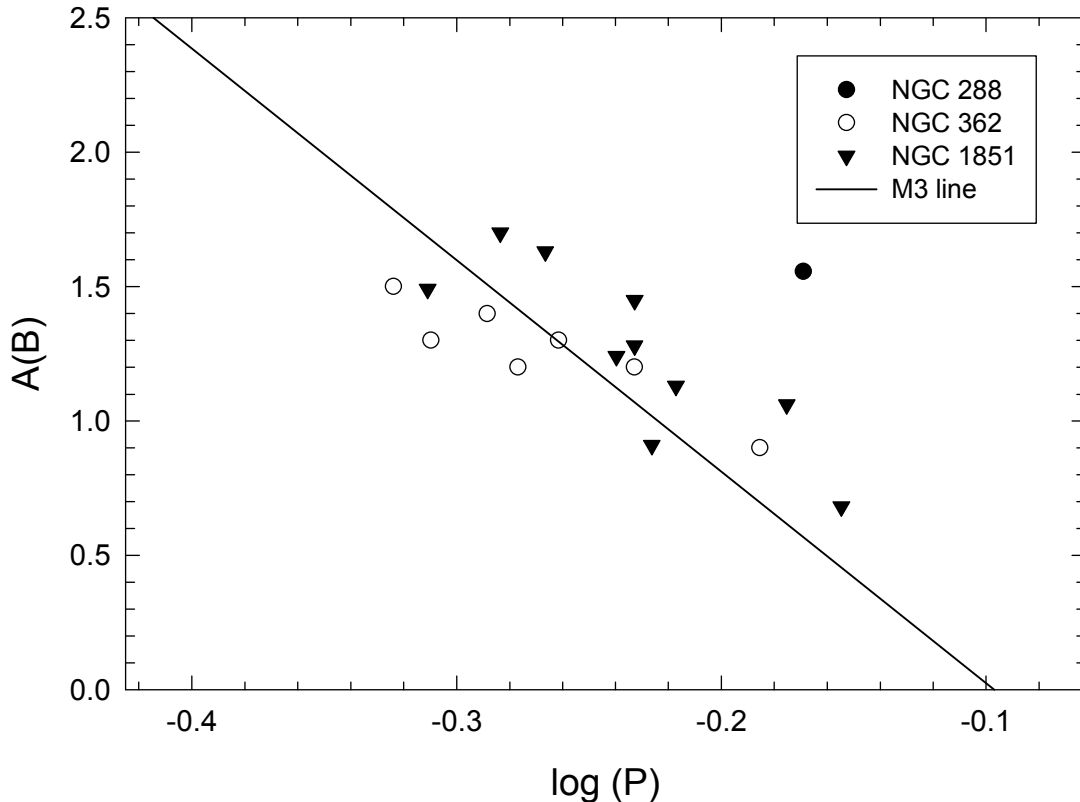


FIG. 14.— Bailey (period-blue amplitude) diagram for the fundamental-mode RR Lyrae variables in NGC 1851 (inverted triangles), NGC 288 (filled circles) and NGC 362 (open circles). The mean line for the M3 distribution, from Borissova, Catelan & Valchev (2000), is provided as a reference. Note that there may be a non-negligible period shift between NGC 1851 and NGC 362, and that the NGC 288 RRab variable is clearly much brighter than *any* of the variables in the other two clusters.

ential age estimate, and while some problems still exist that require further analysis, the *bridge test* is, with the currently available data, the most robust approach to estimate the age difference between NGC 362 and NGC 288 *within the canonical framework*.

#### 5. THE ORIGIN OF NGC 288 AND NGC 362

If an age difference of at least 2 Gyr between NGC 288 and NGC 362 is confirmed, this will open a scenario for the formation of these clusters that deserves some comment. It is generally accepted that an  $\alpha$ -enhanced abundance pattern is the signature of enrichment dominated by Type II supernovae and, consequently, of a short delay between the onset of star formation and the formation of the  $\alpha$ -enhanced stars ( $< 1$  Gyr; McWilliam 1997). It is very interesting to note that though NGC 362 seems to have formed  $\sim 2$  Gyr later than NGC 288, both clusters are equally  $\alpha$ -enhanced. This suggests that both NGC 362 and NGC 288 were born shortly after the (local) onset of star formation, in regions/subsystems that had different evolutionary histories. The existence of subunits with independent star formation and chemical enrichment histories in the early Galaxy is consistent with the scenario envisaged by Searle & Zinn (1978) as well as with modern Cold Dark Matter cosmological models.

#### 6. SUMMARY AND CONCLUSIONS

We have performed an optimally suited specific test to estimate the age difference between the GCs NGC 288

and NGC 362. The bimodal HB of NGC 1851 is used as a bridge to match the different HBs of NGC 288 and NGC 362 to a common level, so (hopefully) eliminating the effects of distance and reddening and providing the possibility of a direct comparison of the most age sensitive features of the CMDs, i.e. the MSTO and SGB. We believe we have obtained a much more robust estimate of the age difference between NGC 288 and NGC 362 with respect to previous ones, for the following reasons:

1. We have adopted extremely homogeneous datasets, specifically tailored for the test;
2. A detailed and extensive abundance pattern comparison between NGC 288 and NGC 362 was available for the first time (Shetrone & Keane 2000), showing that the similarity in chemical composition between the two clusters is not limited to the overall metallicity but includes also  $\alpha$ -elements (as well as other chemical species);
3. The shifts adopted to match the HBs provide an excellent overall match also for the RGB and for the lower MS, while any other set of shifts we tried produced significant mismatches in these sequences (see Fig. 8; Fig. 10 and §4.2; see also V2000 and Grundahl (1999)).
4. We demonstrated that the previous realizations of the bridge test were plagued by non-self-consistency



of the photometry, due to the adoption of very heterogeneous datasets (see §4.5).

According to the bridge test we find that *NGC 362 is younger than NGC 288 by  $2.0 \pm 1.0$  Gyr*, in good agreement with the estimates we have also obtained from other differential age diagnostics  $\Delta V_{\text{TO}}^{\text{HB}}$  and  $\delta(V - I)_{@2.5}$ , the latter being completely independent of the bridge test procedure.

Our result is also in good agreement with the age scale recently obtained by Rosenberg et al. (1999) from a very homogeneous photometric database, and is compatible with the previous findings by Bolte (1989); Green & Norris (1990); Sarajedini & Demarque (1990). The possible sources of systematic error that may still affect our results are associated with (a) the significant uncertainties in the  $R$  parameters, which leaves room for undetected differences in He content and (b) any unknown (or unidentified) process able to significantly (and differentially) change the luminosity of the HB of at least one of the considered clusters. We critically discuss some possible caveats associated with the method utilizing, in particular, a period-shift analysis for the RR Lyrae variables in the clusters; this indicates some puzzling discrepancies and the need of better, modern time-series data for NGC 362 (see §4.6).

In a companion paper (Paper II), the difference in HB morphology between NGC 288 and NGC 362 will be addressed in detail, in order to investigate anew whether our preferred age difference between NGC 288 and NGC 362 may completely account for the SPE in the considered case.

This research has been funded by the Italian MURST through the COFIN p. 9902198923\_004 grant, assigned to the project *Stellar Dynamics and Stellar Evolution in Globular Clusters*. The financial support to S. Galletti has been provided by the Osservatorio Astronomico di Bologna. Part of the data analysis has been performed using software developed by P. Montegriffo at the Osservatorio Astronomico di Bologna. Support for M.C. was provided by NASA through Hubble Fellowship grant HF-01105.01-98A awarded by the Space Telescope Science Institute, which is operated by the Association of Universities for Research in Astronomy, Inc., for NASA under contract NAS 5-26555. M.C. thanks the Osservatorio Astronomico di Bologna for the kind hospitality during the stage of revision of the present manuscript.

We are grateful to an anonymous Referee for having checked and analyzed very carefully all the details of the present paper.

D.A. Vandenberg is acknowledged for providing his isochrones in electronic form, the datasets needed for the presented comparisons, and for the many useful discussions and suggestions.

We are grateful to M. Limongi, M. Castellani and S. Degl'Innocenti for their help in the retrieving of isochrones sets from the ORFEO and GIPSY databases respectively. We are grateful to F. Grundahl for communications of results before publications and for useful discussions. D. Dinescu is warmly thanked for her help in the search for non member stars in NGC 288. This research has made use of NASA's Astrophysics Data System Abstract Service.

Dedicated to Beatrice Gualandi.

#### REFERENCES

- Alcaino, G., Liller, W., Alvarado, F., & Wenderoth, E. 1990, *AJ*, 99, 817
- Bailyn, C. D. 1995, *ARA&A*, 33, 133
- Behr, B. B., Djorgovski, S. G., Cohen, J. G., McCarthy, J. K., Coté, P., Piotto, G., & Zoccali, M. 2000, *ApJ*, 528, 849
- Bellazzini, M., & Messineo, M. 1999, in *Astroph. & Space Science Lib.* vol. 225, *The Chemical Evolution of the Milky Way: Stars versus Clusters*, ed. F. Matteucci & F. Giovannelli, (Dordrecht: Kluwer), p. 213 (astro-ph/9910522)
- Bergbusch, P. A. 1993, *AJ*, 106, 1024
- Bergbusch, P. A., & Vandenberg, D. A. 2001, *ApJ*, in press (astro-ph/0102480)
- Bolte, M. 1987, *ApJ*, 315, 469
- Bolte, M. 1989, *AJ*, 97, 1688
- Bolte, M. 1992, *ApJS*, 82, 145
- Bono, G., Cassisi, S., Zoccali, M., & Piotto, G. 2001, *ApJ*, 546, L113
- Borissova, J., Catelan, M., & Valchev, T. 2001, *MNRAS*, in press (astro-ph/0010078)
- Brown, J. A., Wallerstein, G., & Zucker, D. 1997, *AJ*, 114, 180
- Buonanno, R., Corsi, C. E., Bellazzini, M., Ferraro, F. R., & Fusi Pecci, F. 1997, *AJ*, 113, 706
- Buonanno, R., Corsi, C. E., Pulone, L., Fusi Pecci, F., & Bellazzini, M. 1998a, *A&A*, 333, 505
- Buonanno, R., Corsi, C. E., Zinn, R., Fusi Pecci, F., Hardy, E., & Suntzeff, N. B. 1998b, *ApJ*, 501, L33
- Buzzoni, A., Fusi Pecci, F., Buonanno, R., & Corsi, C. E. 1983, *A&A*, 128, 94
- Carney, B. W. 1996, *PASP*, 108, 900
- Carretta, E., & Gratton, R. 1997, *A&AS*, 121, 95
- Cassisi, S., Castellani, V., Degl'Innocenti, S., & Weiss, A. 1998, *A&AS*, 129, 267 (CCDW98)
- Catelan, M. 1997, *ApJ*, 478, L99
- Catelan, M. 1998, *ApJ*, 495, L81
- Catelan, M. 2000, *ApJ*, 531, 826
- Catelan, M., & de Freitas Pacheco, J. A. 1993, *AJ*, 106, 1993
- Catelan, M., de Freitas Pacheco, J. A., & Horvath, J. E. 1996, *ApJ*, 461, 231
- Catelan, M., Sweigart, A. V., & Borissova, J. 1998, in *ASP Conf. Ser.* Vol. 135, *A Half-Century of Stellar Pulsation Interpretations*, ed. P. A. Bradley & J. A. Guzik (San Francisco: ASP), 41
- Catelan, M., Bellazzini, M., Landsman, W.B., Ferraro, F. R., Fusi Pecci, F., & Galletti, S. 2001, *AJ*, submitted (Paper II)
- Catelan, M., Ferraro, F. R., & Rood, R. T., 2001, *ApJ*, submitted
- Cavallo, R. M., & Nagar, N. M., 2000, *AJ*, 120, 1364
- Clement, C., 1997, *AAS Newsl.*, 84, 15
- Croke, B. F. W. 1993, PhD Thesis, University of New South Wales
- Da Costa, G. S., & Armandroff, T. E. 1990, *AJ*, 100, 162
- D'Antona, F. 2000, in *The Galactic Halo: from Globular Clusters to Field Stars*, 35th Liège Int. Astroph. Coll., ed. A. Noels, P. Magain, D. Caro, E. Jehin, G. Parmentier, & A. Thoul (Liège: Université de Liège), 433
- Dickens, R. J., Croke, B. F. W., Cannon, R. D., & Bell, R. A. 1991, *Nature*, 351, 212
- Dickens, R. J., & Woolley, R. v. d. R. 1967, *R. Obs. Bull.*, 128, 255
- Ferraro, F. R., Messineo, M., Fusi Pecci, F., De Palo, A., Straniero, O., Chieffi, A., & Limongi, M. 1999, *AJ*, 118, 1738
- Fusi Pecci, F., Renzini, A., 1978, in *IAU Symp.* n. 80, *The HR Diagram: the 100th anniversary of Henry Norris Russell*, A.G. Davis Philip and D.S. Hayes eds., Boston: D. Reidel Pub. Co., p.225
- Fusi Pecci, F., Ferraro, F. R., Bellazzini, M., Djorgovski, S. G., Piotto, G., & Buonanno, R., 1993, *AJ*, 105, 1145
- Fusi Pecci, F., & Bellazzini, M. 1997, in *The Third Conference on Faint Blue Stars*, ed. A. G. D. Philip, J. Liebert, R. Saffer, & D. S. Hayes (Schenectady: L. Davis Press), 255
- Gratton, R. 1987, *A&A*, 179, 181
- Gratton, R., Sneden, C., Carretta, E., & Bragaglia, A. 2000, *A&A*, 354, 169
- Gratton, R. G., et al. 2001, *A&A*, in press (astro-ph/0012457)
- Green, E. M., & Norris, J. E. 1990, *ApJ*, 353, L17
- Green, E. M., Liebert, J., & Saffer, R. A. 2001, in *Twelfth European Workshop on White Dwarfs* (San Francisco: ASP), in press (astro-ph/0012246)

- Grundahl, F. 1999, in ASP Conf. Ser. Vol. 192, Spectrophotometric Dating of Stars and Galaxies, ed. I. Hubeny, S. Heap, & R. Cornett (San Francisco: ASP), 223
- Grundahl, F., Catelan, M., Landsman, W. B., Stetson, P. B., & Andersen, M. I. 1999, *ApJ*, 524, 242
- Guo, X., 1995, PhD Thesis, Yale University
- Harris, W. E. 1982, *ApJS*, 50, 573
- Harris, W. E., Bell, R. A., VandenBerg, D. A., Bolte, M., Stetson, P. B., Hesser, J. E., van den Bergh, S., Bond, H. E., Fahlman, G. G., & Richer, H. D. 1997, *AJ*, 114, 1030
- Iben, I. 1968, *Nature*, 220, 143
- Jurcsik, J. 1995, *AcA*, 45, 653
- Kaluzny, J. 1996, *A&AS*, 120, 83
- Kaluzny, J., Krzemiński, W., & Nalezty, M. 1997, *A&AS*, 125, 337
- Landolt, A. U. 1992, *AJ*, 104, 340
- Layden, A. C., Ritter, L. A., Welch, D. L., & Webb, T. M. A., 1999, *AJ*, 117, 1313
- Lee, K.-W., Lee, S.-W., & Sung, H. 1998, *JKAS*, 31, 19
- Lee, Y.-W., Demarque, P., & Zinn, R. 1988, in *Calibration of Stellar Ages*, ed. A.G.D. Philip (Schenectady: L. Davis Press), 149
- Lee, Y.-W., Demarque, P., & Zinn, R. 1994, *ApJ*, 423, 248
- Lee, Y.-W., Yoon, S.-J., Lee, H.-C., & Woo, J.-H. 1999a, in ASP Conf. Ser. Vol. 192, Spectrophotometric Dating of Stars and Galaxies, ed. I. Hubeny, S. Heap, & R. Cornett (San Francisco: ASP), 185
- Lee, Y.-W., Joo, J.-M., Sohn, Y.-J., Rey, S.-C., Lee, H.-C., & Walker, A. R. 1999b, *Nature*, 402, 55
- Maxted, P. F. L., Heber, U., Marsh, T. R., & North, R. C. 2001, *MNRAS*, in press (astro-ph/0103342)
- McWilliam, A. 1997, *ARA&A*, 35, 503
- Messineo, M. 1996, Thesis of Degree, Bologna University
- Moehler, S., Landsman, W. B., & Dorman, B. 2000, *A&A*, 361, 937
- Pancino, E., Ferraro, F. R., Bellazzini, M., Piotto, G., & Zoccali, M. 2000, *ApJ*, 534, L83
- Parise, R.A., et al., 1994, *ApJ*, 423, 305
- Peterson, R. C. 1985, *ApJ*, 294, L35
- Pilachowski, C. A., & Sneden, C. 1983, *PASP*, 95, 229
- Pound, M. W., Janes, K. A., & Heasley, J. N. 1987, *AJ*, 94, 1185
- Pritzl, B., Smith, H. A., Catelan, M., & Sweigart, A. V. 2000, *ApJ*, 530, L41
- Renzini, A., & Fusi Pecci, F. 1988, *ARA&A*, 26, 199
- Rodgers, A. W., & Harding, P. 1987, *PASP*, 99, 961
- Rosenberg, A., Saviane, I., Piotto, G., & Aparicio, A. 1999, *AJ*, 118, 2306
- Rosenberg, A., Piotto, G., Saviane, I., & Aparicio, A. 2000, *A&AS*, 144, 5
- Rutledge, G. A., Hesser, J. E., & Stetson, P. B. 1997, *PASP*, 109, 907
- Saffer, R. A., Green, E. M., & Bowers, T. P. 2001, in *Twelfth European Workshop on White Dwarfs* (San Francisco: ASP), in press (astro-ph/0012244)
- Salaris, M., Chieffi, A., & Straniero, O. 1993, *ApJ*, 414, 580
- Sandage, A. 1990, *ApJ*, 350, 631
- Sandquist, E. L. 2000, *MNRAS*, 313, 571
- Sarajedini, A., & Demarque, P. 1990, *ApJ*, 365, 219
- Saviane, I., Piotto, G., Fagotto, F., Zaggia, S., Capaccioli, M., & Aparicio, A. 1998, *A&A*, 333, 479
- Sawyer-Hogg, H. 1973, *Publ., David Dunlap. Obs.*, 3, N. 6
- Schechter, P., Mateo, M., & Saha, A. 1993, *PASP*, 105, 1342
- Schlegel, D. J., Finkbeiner, D. P., & Davis, M. 1998, *ApJ*, 500, 525
- Searle, L., & Zinn, R. 1978, 225, 357 (SZ)
- Shetrone, M. D., & Keane, M. J. 2000, *AJ*, 119, 840 (SK00)
- Stetson, P., VandenBerg, D. A., & Bolte, M. 1996, *PASP*, 108, 560 (SVB96)
- Straniero, O., Chieffi, A., & Limongi, M. 1997, *ApJ*, 490, 425 (SCL97)
- Sweigart, A. V., 1997, *ApJ*, 474, L23
- Sweigart, A., & Catelan, M. 1998, *ApJ*, 501, L63
- Tucholke, H.-J. 1992, *A&AS*, 93, 311
- van den Bergh, S. 1996, *ApJ*, 471, L31
- VandenBerg, D. A., Bolte, M., & Stetson, P. 1990, *AJ*, 100, 445
- VandenBerg, D. A., Swenson, F. J., Rogers, F. J., Iglesias, C. A., & Alexander, D. R. 2000, *ApJ*, 532, 430
- VandenBerg, D. A. 2000, *ApJS*, 129, 315
- VandenBerg, D. A., Bolte, M., & Stetson, P. B. 1996, *ARA&A*, 34, 461
- Walker, A. R. 1992, *PASP*, 104, 1063
- Walker, A. R. 1998, *AJ*, 116, 220
- Weiss, A., Denissenkov, P. A., & Charbonnel, C. 2000, *A&A*, 356, 181
- Yoon, S.-J., Lee, C.-H., & Lee, Y.-W. 2000, *BAAS*, 196, # 41.02
- Zinn, R. 1980, *ApJ*, 42, 19
- Zinn, R. 1985, *ApJ*, 293, 424
- Zinn, R., & West, M. J. 1984, *ApJS*, 55, 45
- Zoccali, M., Cassisi, S., Bono, G., Piotto, G., Rich, R. M., & Djorgovski, S. G. 2000, *ApJ*, 538, 289

TABLE 1  
PHOTOMETRY OF NGC 288. SELECTED SAMPLE.

ID	$V$	$\epsilon_V$	$I$	$\epsilon_I$	$X_{\text{px}}$	$Y_{\text{px}}$	Other ID
1	13.068	0.012	11.605	0.009	270.54	735.19	...
2	13.580	0.007	12.354	0.011	711.61	742.51	...
3	13.709	0.021	12.704	0.028	1152.19	289.67	...
4	13.654	0.010	12.406	0.012	1030.82	795.28	...
5	14.956	0.015	13.969	0.021	246.91	315.11	...
6	14.352	0.013	13.708	0.021	1440.71	1668.03	...
7	16.289	0.035	15.442	0.036	1637.03	1680.05	...

Note. — Table 1 is presented in its entirety in the electronic edition of the *Astronomical Journal*. A portion is shown here for guidance regarding its form and content. Other ID: V2 and V3 are the RR Lyrae variables found by Kaluzny (1996); Guo 4110 is a non member star identified in the proper motions database by Guo (1995); EHB1 is the extreme HB star identified by Bellazzini & Messineo (1999).

TABLE 2  
PHOTOMETRY OF NGC 1851. SELECTED SAMPLE.

ID	$V$	$\epsilon_V$	$I$	$\epsilon_I$	$X_{\text{px}}$	$Y_{\text{px}}$	Other ID
1	15.917	0.010	14.912	0.010	1017.61	328.47	...
2	16.072	0.010	15.464	0.010	664.70	354.91	V11
3	16.186	0.010	15.396	0.010	800.21	378.90	...
4	17.465	0.020	16.494	0.020	1239.68	455.88	...
5	16.165	0.010	15.344	0.010	492.83	515.76	...
6	16.098	0.010	15.101	0.010	1202.77	590.08	...
7	15.124	0.010	14.016	0.010	1043.44	659.45	...

Note. — Table 2 is presented in its entirety in the electronic edition of the *Astronomical Journal*. A portion is shown here for guidance regarding its form and content. Other ID: stars from V2 to V28 are the RR Lyrae variables in common with Walker (1998); UIT-31 and UIT-44 are UV sources identified by the UIT satellite.

TABLE 3  
PHOTOMETRY OF NGC 362. SELECTED SAMPLE.

ID	$V$	$\epsilon_V$	$I$	$\epsilon_I$	$X_{\text{px}}$	$Y_{\text{px}}$	Other ID
1	14.805	0.004	13.758	0.005	1032.35	355.13	...
2	15.358	0.005	14.482	0.010	946.28	361.07	...
3	15.269	0.004	14.423	0.004	698.51	377.37	...
4	16.708	0.005	15.321	0.005	748.67	398.34	...
5	15.389	0.004	14.420	0.005	876.02	413.71	...
6	15.502	0.005	14.739	0.006	847.30	423.78	...
7	16.515	0.008	15.668	0.006	1116.93	429.80	...

Note. — Table 3 is presented in its entirety in the electronic edition of the *Astronomical Journal*. A portion is shown here for guidance regarding its form and content. Other ID: stars from V2 to V13 are the RR Lyrae variables identified in the Sawyer-Hogg (1973) catalogue (version updated by C. Clement). PNM = probable non member (only for stars near the HB) according to Tucholke (1992). MJ 6558 and MJ 8241 = BHB stars that are confirmed members of the clusters according to Moehler, Landsman, & Dorman (2000).

TABLE 4  
AVERAGE ERRORS OF THE RELATIVE PHOTOMETRY

$V$	NGC 288		NGC 1851		NGC 362	
	$\epsilon_V$	$\epsilon_{V-I}$	$\epsilon_V$	$\epsilon_{V-I}$	$\epsilon_V$	$\epsilon_{V-I}$
12.5	0.006	0.008	...	...	0.006	0.010
13.5	0.008	0.012	0.009	0.013	0.008	0.012
14.5	0.009	0.013	0.006	0.011	0.007	0.009
15.5	0.007	0.011	0.006	0.010	0.004	0.007
16.5	0.006	0.010	0.006	0.010	0.007	0.009
17.5	0.006	0.009	0.006	0.010	0.007	0.011
18.5	0.008	0.013	0.004	0.007	0.011	0.018
19.5	0.013	0.022	0.005	0.010	0.018	0.033
20.5	0.024	0.042	0.009	0.017	0.034	0.060
21.5	0.046	0.077	0.017	0.032	0.103	0.153
22.5	...	...	0.043	0.077	...	...

TABLE 5  
MS AND RGB RIDGE LINES

NGC 288		NGC 1851		NGC 362	
$V$	$V - I$	$V$	$V - I$	$V$	$V - I$
12.6	1.814	13.3	1.818	12.6	1.609
12.9	1.492	13.4	1.609	13	1.424
13.15	1.374	13.80	1.391	13.5	1.292
13.65	1.262	14.15	1.297	14	1.189
14.15	1.154	14.65	1.188	14.5	1.079
14.65	1.089	15.15	1.112	15	1.018
15.15	1.026	15.65	1.05	15.5	0.9607
15.65	0.9663	16.15	0.9993	16	0.9206
16.15	0.9337	16.65	0.96	16.5	0.8961
16.65	0.9045	17.15	0.9286	17	0.8653
17.15	0.8795	17.65	0.8979	17.5	0.8486
17.65	0.8591	18.15	0.8677	18	0.8157
18	0.8434	18.65	0.8493	18.2	0.7919
18.1	0.8361	18.82	0.8358	18.3	0.6876
18.2	0.8239	19	0.738	18.4	0.6477
18.3	0.8155	19.1	0.6733	18.5	0.6255
18.4	0.7723	19.2	0.6527	18.6	0.6112
18.5	0.7081	19.3	0.641	18.7	0.606
18.6	0.6757	19.4	0.6367	18.8	0.6057
18.7	0.6553	19.5	0.6322	18.9	0.6055
18.8	0.6449	19.6	0.6321	19	0.6106
18.9	0.6399	19.7	0.6349	19.1	0.6145
19	0.6364	19.8	0.6393	19.2	0.6185
19.1	0.6361	19.9	0.6444	19.3	0.6255
19.2	0.6399	20	0.6493	19.4	0.6324
19.3	0.645	20.1	0.6548	19.5	0.6379
19.4	0.6498	20.2	0.6614	19.5	0.6379
19.5	0.6553	20.3	0.6682	20	0.6926
19.6	0.6619	20.4	0.6747	20.5	0.749
19.7	0.6691	20.5	0.6825	21	0.8254
19.8	0.6769	20.5	0.6825		
19.8	0.6769	21	0.745		
20.3	0.7288	21.5	0.8135		
20.8	0.8026	22	0.8998		
21.3	0.8988				
21.8	1.001				

TABLE 6  
HB RIDGE LINES

NGC 288		NGC 1851		NGC 362	
$V - I$	$V$	$V - I$	$V$	$V - I$	$V$
-0.090	17.01	-0.030	16.89		
-0.045	16.24	0.020	16.65		
0.019	15.93	0.070	16.39		
0.109	15.54	0.120	16.17		
0.243	15.39	0.170	16.13		
		0.220	16.11		
		0.270	16.06		
...	...	...	...	...	...
		0.650	16.17	0.650	15.51
		0.750	16.17	0.750	15.51
		0.850	16.17	0.850	15.51

Note. — The first block of entries refers to BHBs, the second one to RHBs.