

On the X-ray emission of η Carinae's outer ejecta

Kerstin Weis¹

*University of Minnesota, Astronomy Department, 116 Church Street
SE, Minneapolis, MN 55455, USA*

Michael F. Corcoran

*High Energy Astrophysics Science Archive Research Center, Goddard
Space Flight Center, Greenbelt, MD 20771, USA*

Kris Davidson

*University of Minnesota, Astronomy Department, 116 Church Street
SE, Minneapolis, MN 55455, USA*

Abstract. The extremely luminous and unstable star η Carinae is surrounded by ejecta formed during the star's giant eruption around 1843. The optical nebula consists of an inner region, the bipolar Homunculus and the outer ejecta. The X-ray emission as detected in ROSAT and CHANDRA shows a hook shaped emission structure mainly at the position of the outer ejecta substantially larger than the Homunculus. We present results of a comparative study of the optical morphology, the kinematics and the X-ray emission of the outer ejecta around η Carinae. In general we find that the X-ray emission traces the shocks of faster moving knots in the outer ejecta. First results of CHANDRA/ACIS data will be presented, with spectra of selected areas in the outer ejecta giving insight to the conditions (temperature, present elements and degree of ionization) of the hot gas. The X-ray spectra will again be compared to the kinematics of the gas as known from our optical spectra.

1. Introduction

Among the brightest and most likely also most massive stars, η Carinae is an outstanding object. For a very detailed description on various aspects of this star the reader is referred to several reviews, especially Davidson & Humphreys (1997) and references therein. Recently, numerous observations in the optical and X-ray band gave hint to a possible binary system in this object (Damineli 1996, Damineli et al. 1997, Davidson et al. 2000, Corcoran et al. 2001), but since the nature of the central object will be of no further interest to this work, it will therefore be ignored in the following. Whether η Car is a binary or not, at least one of the components of the system had a mass above $50 M_{\odot}$ and

¹Feodor-Lynen fellow of the Alexander-von-Humboldt foundation

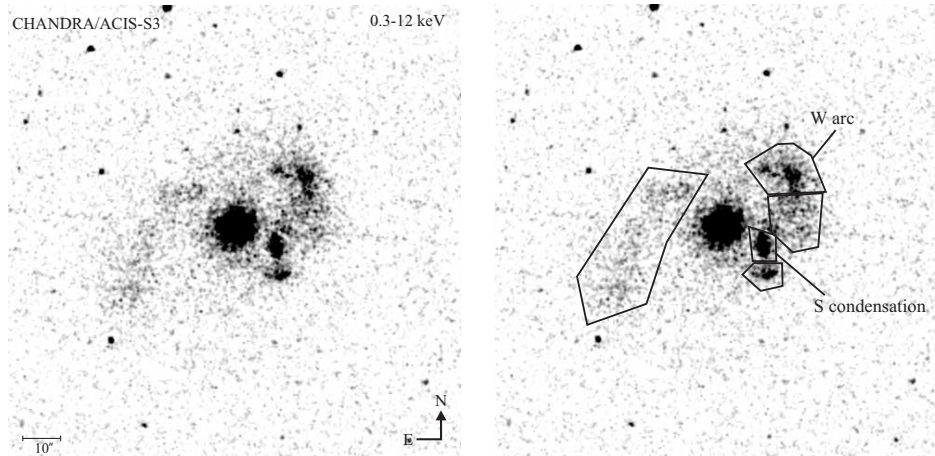


Figure 1. The figure (left) shows a CHANDRA image between 0.3 and 12 keV of the outer ejecta and the central source and the same image (right) with the regions indicated selected to extract spectra. Regions marked and named are discussed in more details in the text.

evolved quickly into a supergiant and encountered an unstable phase with high mass loss as an LBV type star. In 1843 the star underwent a so-called giant eruption in which a large amount of mass was peeled off. The strong stellar wind together with the giant eruption led to the formation of a circumstellar nebula first detected around 1950 (Gaviola 1946, 1950 and Thackeray 1949, 1950) Due to the nebula’s appearance of a little man Gaviola called it accordingly the *Homunculus*. The nebula is now larger and is separated into two different parts, the inner bipolar nebula still called the Homunculus and the very filamentary *outer ejecta*. The outer ejecta—the section of major interest in this study—represent a large collection of bullets, knots and filaments distributed out to a distance of $30''$ in radius around η Car. Both sections of the nebula are expanding, the Homunculus with about 650 km s^{-1} (Davidson & Humphreys 1997 and references therein, Davidson et al. 2001), the outer ejecta with velocities ranging from a few km s^{-1} to more than 2000 km s^{-1} (Meaburn et al. 1987, Meaburn et al. 1996, Weis 2001a, Weis 2001b, Weis et al. 2001).

The existence of X-ray emission of the η Car complex was known since early observations with a proportional counter system aboard a *Terrier-Sandhawk* rocket (Hill 1972). Later with the *Einstein Observatory* the resolution of X-ray telescopes improved to a few arcseconds and made it possible to spatially distinguish several sources. η Carinae was detected as an extended X-ray source (Chlebowski et al. 1984) in the soft and hard bands. With the launch of the *Röntgensatellit* (ROSAT), resolution and sensitivity became even better in the soft X-ray regime and it could be proven now that the harder and softer X-ray component of η Car and its nebula (c.f., Corcoran et al. 1994, 1995, 1996, 1997), are spatially distinct: a softer diffuse shell of the nebula and a harder point-like source centered on η Car. The hard X-ray central source also shows variability and a point-like character (Corcoran et al. 1995). In comparing the X-ray emission detected by ROSAT and the optical emission as seen in the

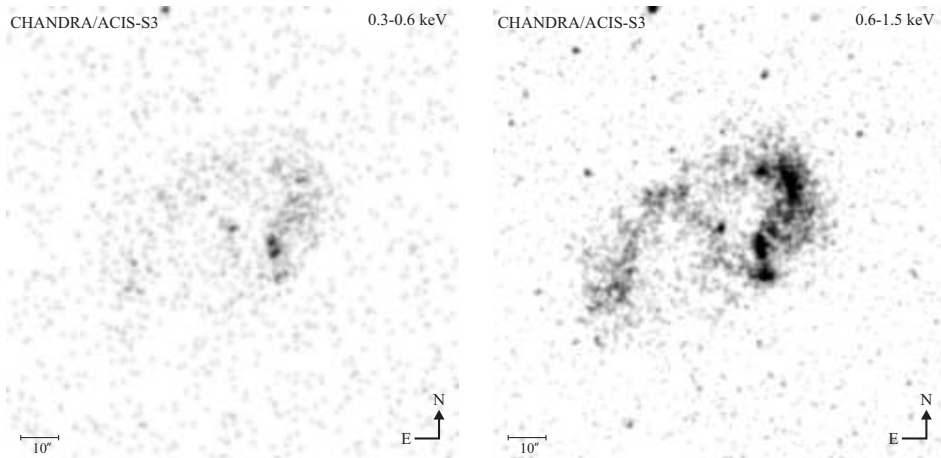


Figure 2. CHANDRA X-ray images now in the 0.3-0.6 keV (nitrogen-line-image, see text) and the 0.6-1.5 keV bands.

HST images with the kinematics of the outer ejecta it was recently shown that a correlation exists between the X-ray emission and the expansion velocities (details see Weis et al. 2001). X-ray emission is brightest at places where high velocities are seen. The unusual morphology of the X-ray emission (hook shaped compared to the bipolar Homunculus and irregular and filamentary outer ejecta) can therefore be explained by the X-ray emission in shocks produced by the faster moving knots in the outer ejecta (Weis et al. 2001). The X-ray emission traces the shocks of the expanding outer ejecta.

2. Observations

Here we will report on the first results concerning the outer ejecta of η Carinae observed with CHANDRA's *Advanced CCD Imaging Spectrometer* (ACIS) using the 0th order image of the *High Energy Transmission Grating* (HETG) on the S3 chip. The spatial resolution is (unbinned) $0''.51$ and the exposure time of our observations (PI:MFC) was 100 ksec. Using the 0th order image we made use of the fact that this ACIS image also provided us with not only spatial but also spectral resolution. Therefore we extracted spectra from selected regions of the outer ejecta. Of the 5 regions originally selected spectra, results from two regions will be presented here: The *Scondensation* and the *Warc*. The regions are named based on existing naming conventions by Walborn (1976). The positions of the regions, and their measured areas can be seen in Fig. 1 (right image). Note that both regions roughly coincide with the two brightest X-ray knots detected with ROSAT (Weis et al. 2001).

3. First results and their implications

Fig. 1 (left) shows a CHANDRA image of η Carinae. The emission detected here ranges from 0.3 to 12 keV and shows the characteristic hook shaped structure

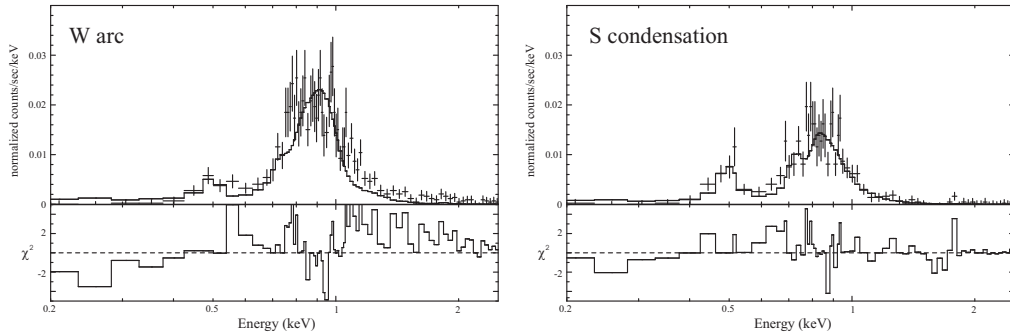


Figure 3. This figure shows the CHANDRA/ACIS X-ray spectra as of the 0th order of the HETG of two selected regions which were marked in Fig. 1

of the outer nebula. Within the hook a point-like the central source is visible, which might be marginally extended. With the high-resolution of CHANDRA compared to ROSAT the originally identified knots 1 and 2 (see Weis et al. 2001) can be subdivided into more knots and brighter regions. The brightest regions, beside the central source, is the S condensation which itself seems to consist of two separated maxima. This becomes especially obvious in the left panel in Fig. 2. In this figure the X-ray emission in two different energy bands is displayed. The left panel shows the emission between 0.3-0.6 keV. The energy band is dominated by the hydrogen-like nitrogen line at 0.51 keV, except in the hot central source. In each extracted spectrum this line is isolated and well separated from the brighter emission at higher energies (see example spectra in Fig. 3). Most of the diffuse thermal emission occurs at energies between 0.6 and 1.5 keV, shown in the right panel of the figure. Fig. 2 shows some differences between the two energy ranges; in particular, the nitrogen emission is strong in the S condensation southwest of the star. This is consistent with optical and UV measurements (Davidson et al. 1986, Dufour 1989). The right panel shows not only the hook-shaped structure of the X-ray nebula, but also a zig-zagged bridge-like structure near the center. This seems to extend from the northeastern part of the hook, through the central source, to the southwestern part (the S condensation).

For the S condensation and the W arc region spectra have been extracted and are shown in Fig. 3. Both spectra are background subtracted and were fitted using a Mewe-Kaastra-Liedahl thermal plasma model within the XSPEC task. For both spectra a hydrogen column density of $\log N_{\text{H}} = 21.3$ was assumed. For all elements but nitrogen and iron, solar abundances were taken. The former elements were left open to fit. A higher nitrogen abundance is expected in the nebula due to the CNO processed material in the nebula around η Carinae. Even though some sections and most likely some lines in the X-ray spectra were not fitted, the overall fit with this equilibrium model is in agreement with the data. For the W arc we therefore derived a temperature of $kT=0.78$ and a nitrogen overabundance of a factor of 40. For the S condensation the temperature is slightly lower, and also more typical for the ejecta, with $kT=0.64$ while the nitrogen abundance is enhanced by an unbelievable factor of 118. We also checked

our data fits using a Raymond-Smith model, but the agreement with the data where worse. All other spectra extracted showed similar results: a temperature around 0.63 keV and a nitrogen enhancement of a factor of 20-40. The higher temperature in the W arc is consistent with the fact that we found the highest expansion velocities—which reach up to 2000 km s^{-1} —in this area. However, the highest temperatures derived from the spectra, around 0.8 keV, are lower than what would be expected from the kinematics, which lead to post-shock plasma temperature of 1.5 to 2 keV. Even though such high temperature gas has not been detected so far, additional emission around 1.1 keV in the spectra of the W Arc is visible and was not fitted by the model. At least part of this emission might be attributed to hotter gas from the faster knots we detect. In addition most likely non-equilibrium effects might play a role (see discussion in Weis et al. 2001).

In summary, we can report the following results: The outer ejecta of η Carinae show a hook-shaped X-ray emission with more structure than known before. Previously detected knots can be identified with the S condensation and W arc mentioned in earlier discussions of optical images. The X-ray gas, like the cooler material seen in optical spectra, is nitrogen-rich. Nitrogen X-ray emission is particularly strong in the S condensation. The hottest diffuse X-rays appear in the W arc, which is also the location of the highest velocities observed near η Car.

References

- Chlebowski, T., Seward, F.D., Swank, J., Szymkowiak, A., 1984, ApJ, 281, 665
 Corcoran, M.F., Swank, J., Rawley, G., et al., 1994, AIP Conf.Ser. 313, 159
 Corcoran, M.F., Rawley, G.L., Swank, J.H., Petre, R., 1995, ApJ 445, L121
 Corcoran, M.F., Rawley, G.L., Swank, J.H., Petre, R., Schmitt, J.H.M.M., 1996, MPE-Report, 263, 25
 Corcoran, M.F., Ishibashi, K., Swank, J.H., et al., 1997, Nature, 390, 587
 Corcoran, M.F., Swank, J.H., Petre, P., et al., 2001, see astro-ph/0105335
 Daminieli, A., 1996, ApJL, 460, 49
 Daminieli, A., Conti, P.S., Lopes, D.F., 1997, New Astronomy, 2, 107
 Davidson, K. & Humphreys, R.M., 1997, ARA&A, 35, 1
 Davidson, K., Dufour, R.J., Walborn N.R., Gull, T.R., 1986, ApJ., 305, 867
 Davidson, K., Ishibashi, K., Gull, T.R., Humphreys, R.M., Smith, N., 2000, ApJL, 530, 107
 Davidson, K., Smith, N., Gull, T.R., Ishibashi, K., Hillier D.J., 2001, AJ, 121, 1569
 Dufour R.J., 1989, RevMex, 18, 87
 Gaviola, E., 1946, RevAstron, 18, 252
 Gaviola, E., 1950, ApJ, 111, 408
 Hill, R.W., Burginyon, G., Grader, R.J., et al., 1972, ApJ, 171, 519
 Meaburn, J., Wolstencroft, R.D., Walsh, J.R., 1987, A&A, 181, 333
 Meaburn, J., Boumis, P., Walsh, J.R., et al., 1996, MNRAS, 282, 1313

Thackeray, A.D., 1949, *Obs*, 69, 31

Thackeray, A.D., 1950, *MNRAS*, 110, 524

Walborn, N.R., 1976, *ApJL*, 204, 17

Weis, K., Duschl, W.J., Bomans, D.J., 2001, *A&A*, 367, 566

Weis, K., 2001a, in ‘ η Carinae and other mysterious stars’, eds.: Gull, T., Johanson, S., Davidson, K., ASP Conf. Series, in press, see astro-ph/0012349

Weis, K., 2001b, in ‘Reviews in Modern Astronomy 14, ed.: Schielicke, R.E., (Springer-Verlag), in press, see astro-ph/0104214