

Possible 38 day X-ray period of KS 1731-260

M. Revnivtsev^{1,2}, R. Sunyaev^{2,1}

¹ Space Research Institute, Russian Academy of Sciences, Profsoyuznaya 84/32, 117810 Moscow, Russia,

² Max-Planck-Institute für Astrophysik, Karl-Schwarzschild-Str. 1, 85740 Garching bei München, Germany

Abstract. We report the detection of a 38 day period in the X-ray flux of the transient burster KS 1731-260. The narrow peak of periodicity was detected during \sim TJD 10150–11050 when the source had a high and relatively stable X-ray flux. After \sim TJD 11100 the source became strongly variable on a time scale of months that contaminates the search for the 38 day periodicity. The detected period can not be a binary period. The binary with Roche lobe overflow has in this case large radii of the secondary and of the accretion disk. Disk and secondary star illumination by X-ray flux from luminous neutron star would lead to high infrared brightness of the binary. That clearly contradicts the infrared data even for the brightest infrared sources within CHANDRA error box of KS 1731-260. Remaining possibility is that observed periodicity is connected with the accretion disk precession, similar to that was observed for SS 433, Her X-1, Cyg X-1 etc.

Key words. Accretion, accretion disks – Stars: individual (KS1731–260) – Stars: binaries: general – Stars: neutron – Stars: variables: other – X-ray: stars

1. Introduction

KS 1731-260 was discovered in 1989 by the TTM coded mask telescope aboard the MIR-KVANT observatory (Sunyaev 1989, Sunyaev et al. 1990). The archived observations of the TTM telescope showed that the source was not active more than a year before that time with upper limits \sim 20 mCrab (see Aleksandrovich et al. 2002). Since its discovery the source was extensively observed by various X-ray observatories. In the late 1990s, the source became strongly variable on a month time scale, gradually decreased its X-ray activity and in 2001 it was found already in the quiescent state (see Wijnands et al. 2001a).

In 1997 nearly coherent oscillations were found in the power spectra of this source during a type I X-ray burst (Smith et al. 1997) with a frequency $f \sim 524$ Hz (see Munro et al. 2000 for a review). It is believed that the compact object in the system KS 1731-260 is one of the most rapidly ($p \approx 1/f \approx 1.9$ msec) rotating neutron stars. The distance of the source of $d \sim 7-8$ kpc was estimated based on the analysis of the type I X-ray bursts with photospheric radius expansion (Smith et al. 1997, Munro et al. 2000).

The source is located close to the Galactic plane and therefore is highly reddened. The recent precise localization of the source with the Chandra observatory strongly increased the possibility that the real infrared counterpart of KS 1731-260 will be found soon (see Barret et al. 1998, Wijnands et al. 2001b, Revnivtsev & Sunyaev 2002).

In this Letter we present the analysis of All Sky Monitor (ASM) data aboard the Rossi X-ray Timing Explorer (RXTE) and show the presence of statistically a significant periodicity in the X-ray flux of KS 1731-260.

2. Data analysis and results

ASM (Levine et al. 1996) has an intrinsic angular resolution of a few arcminutes, which permits to resolve bright objects even in the very crowded Galactic center region. The ASM provides 90-sec measurements of the source flux in three broad energy channels (1.5-3.0 keV, 3-5 keV and 5-12 keV) almost every 1.5 hours. KS 1731-260 was monitored by ASM since Feb. 1996.

The light curve of the source obtained by RXTE/ASM (1996-2001) is presented in Fig.1 (see also Wijnands et al. 2001a, Aleksandrovich et al. 2002). The flux history of KS 1731-260 could be naturally subdivided into two main parts:

- \sim TJD10150-11050, when the source had a relatively stable and high flux
- \sim TJD11100-12000 when strong variability appeared on a month time scale and the source weakened more than twice.

We searched for periodicities using the Lomb-Scargle periodograms method (Lomb 1976, Scargle 1982, Press et al. 1992) using the light curves of the source in the whole energy band of ASM sensitivity (1.5-12 keV). The method of Lomb-Scargle periodograms is the most

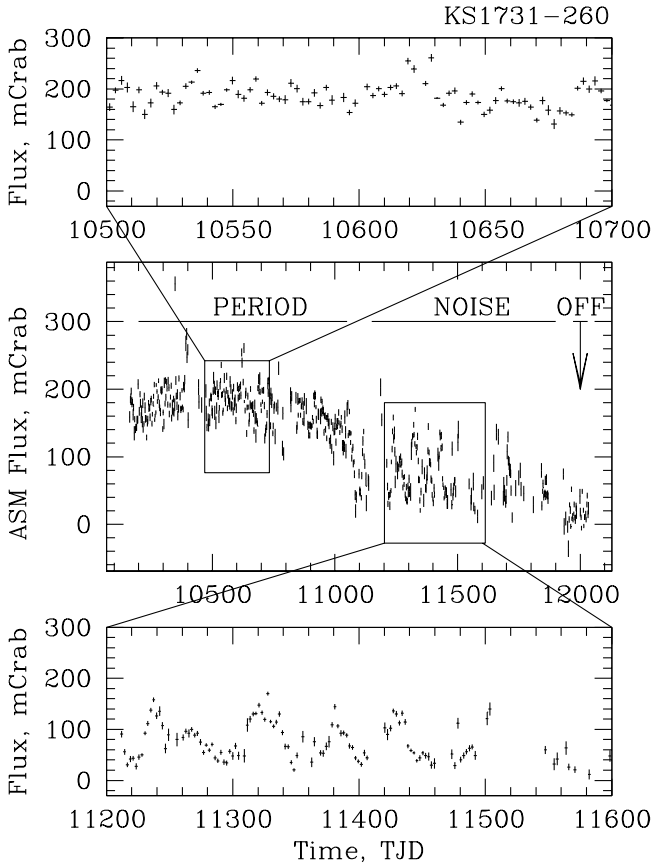


Fig. 1. RXTE/ASM light curve of KS 1731-260 in 1996–2001. The data are binned into 2.5-day bins. Solid lines above the lightcurve denotes approximately the time periods when the periodicity and broad noise were observed. The upper and lower panels show more detailed view of the lightcurve of KS 1731-260 during the periods relatively high flux and period of strong low frequency noise correspondingly.

suitable for the ASM points, because they are distributed non evenly over the total time of observations. Due to the dependence of the real periodicity peak on the number of points used in the Lomb-Scargle periodogram evaluation, for this analysis we used lightcurves of the source with several different binning, from $t_{\text{bin}} \sim 10$ hours to 3 days. The typical Lomb-Scargle periodograms for two above-mentioned parts of the flux history of KS 1731-260 are presented in Fig.2 (for this figure the time binning of the original light curves was chosen to be ~ 6 hours).

a) For the first part of the lightcurve there exist a narrow, prominent and statistically significant ($> 6\sigma$) peak of the power spectrum of KS 1731-260 at a frequency, corresponding to a period ~ 37.67 days.

We estimated the uncertainty of the period value (first part of the lightcurve, before TJD11000), using the Monte-Carlo bootstrap method, assuming the Gaussian noise of the initial light curve. The statistical uncertainty of the period value is ~ 0.03 days ($P = 37.67 \pm 0.03$ days). In order to obtain an additional proof of the presence of the real

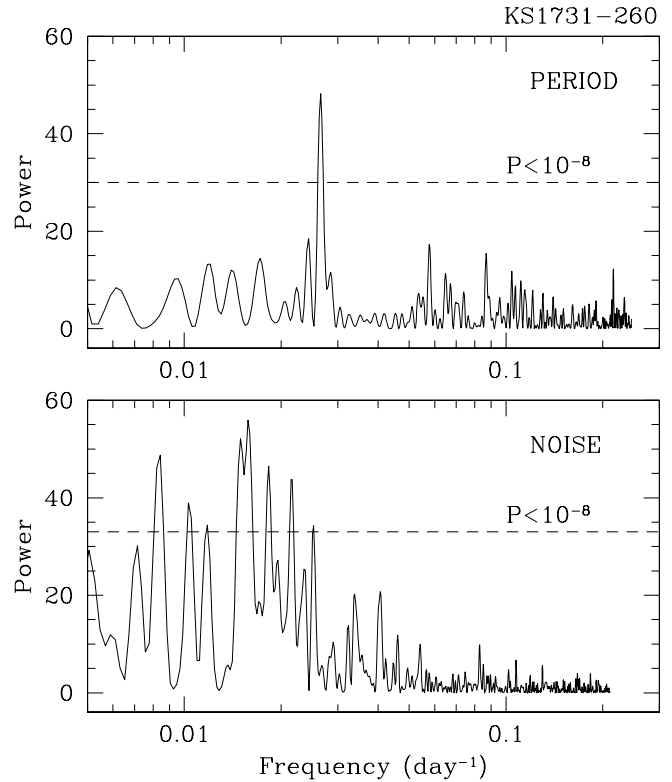


Fig. 2. The Lomb-Scargle periodogram of the light curve of KS 1731-260. The upper panel represents the periodogram made of points \sim TJD10150–11050, the lower panel - after \sim TJD11100–12000. The dashed line represents the 10^{-8} confidence level for the power values, assuming the exponential distribution of noise powers with observed average value (the number of trial points is taken into account)

periodicity in the ASM signal, we made the simple Fourier power spectrum of the highly binned ASM lightcurve (see Fig.3), and also made the Lomb-Scargle periodograms for all three energy channels of the ASM instrument. The resulted power spectra are presented in Fig.4. It is seen that the noisy peaks at the periodograms are changing, while the 38 days period is present in all three channels. However, in the softest (1.5-3 keV) energy channel this peak is not statistically significant. It seems that the periodicity in the X-ray flux of KS 1731-260 does not belong preferentially to some particular energy channel of ASM.

Then we folded the light curve of KS 1731-260 with the best-fit period of 37.67 days. The resulted phase-intensity diagram of the source is presented in Fig.5. The folded curve could be well fitted by a sinusoidal wave with amplitude $6 \pm 1\%$. The amplitudes of the variations in three energy channels are compatible. The best fit epoch for the minimum flux is: $T_0 = 10149.05 \pm 1.02$ TJD. The persistence and coherence of the detected variations were tested on the subdivided ASM lightcurves. But, as far as the time interval of our analysis is not very large for our period (~ 24 periods over ~ 2.5 years), we used only two

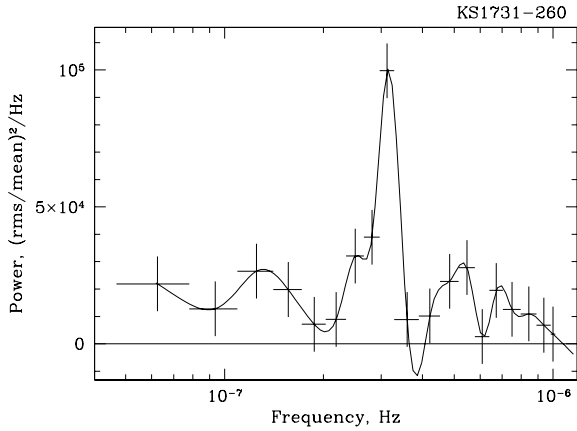


Fig. 3. The power spectrum of KS 1731-260 according to RXTE/ASM data. Original light curve was binned in 4-days bins. The solid line is simple spline to the obtained points.

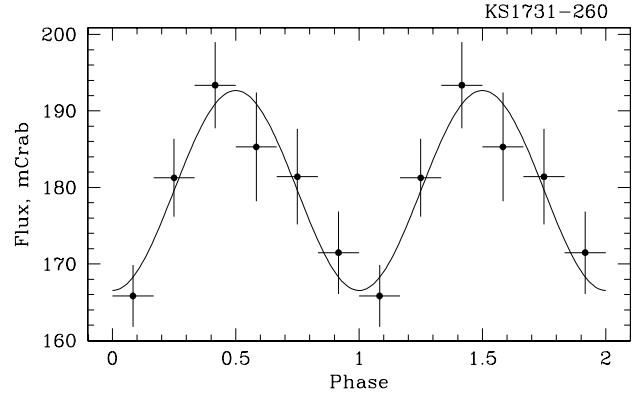


Fig. 5. The folded lightcurve of KS 1731-260. The error bars represents the rms deviations of the points within phase intervals (i.e. not statistical uncertainties).

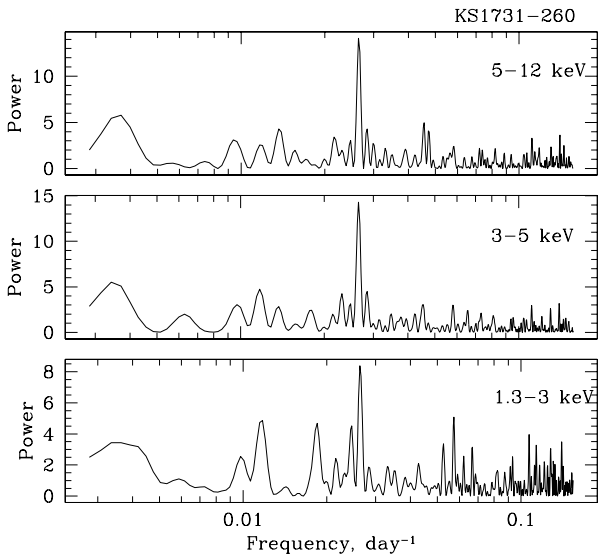


Fig. 4. Three Lomb-Scargle periodograms for three independent ASM energy channels, 1.5–3 keV, 3–5 keV and 5–12 keV.

smaller intervals, approximately 450 days each. The best fit amplitudes and the phases of the sinusoidal waves on the folded light curve for each interval are compatible.

b) During the second segment of the lightcurve of KS 1731-260 broad, statistically significant peaks are visible at frequencies 0.01–0.03 day⁻¹ (see Fig.2, lower panel). The narrow peak at ~ 38 day is not visible anymore. However, it should be noted here that numerical simulations showed that the upper limit of the amplitude of the possible 38-day variability is not very stringent $< 10\text{--}15\%$. This limit is sufficiently higher than the amplitude of the 38 day variations, detected during the first period (see Fig.5).

3. Discussion

Three types of periodicity are known in X-ray binaries: 1) the period of the neutron star rotation, ranging from milliseconds to hundreds of seconds; 2) the orbital period of the binary system, from tens of minutes to tens of days; and 3) the period of the accretion disk precession, as it was observed, e.g. in the case of SS433, Her X-1, Cyg X-1 etc.

Observations of nearly coherent oscillations during type I X-ray bursts from KS 1731-260 strongly suggest that the period of a neutron star rotation in this system is close to 1.9 msec (Smith et al. 1997, Munro et al. 2000).

3.1. Binary period?

Let us assume that the binary period of KS 1731-260 is ~ 38 days and the accretion of the binary system goes due to Roche lobe overflow. The value of the period in this case gives us the binary system separation: $a \sim 3.69 \cdot 10^{12}(1+q)^{1/3}$ cm (assuming the mass of the primary $M_{NS} = 1.4M_{\odot}$), where q – is the mass ratio of the companions (see e.g. Warner 1995). The star should have a radius $R_2 \sim 3.69 \cdot 10^{12}(1+q)^{1/3}(0.38 + 0.2 \log q)$ cm (assuming that $0.3 < q < 20$). Taking $q > 0.3$, the minimal possible radius of the secondary could be estimated to be $R_2 \gtrsim 15R_{\odot}$.

Now, using this minimal radius of the secondary and the source distance $d \sim 7\text{--}8$ kpc we can calculate the minimal apparent infrared magnitudes of the binary for any assumed temperatures of the secondary star surface. These estimates are very important in the view of the progress, that was achieved recently in the search of the KS 1731-260 infrared counterpart (see e.g. Barret et al. 1998, Wijnands et al. 2001b, Revnitvsev & Sunyaev 2002, Wijnands, private communication). The brightest infrared object, that is located within a $1.5''$ radius from the Chandra position of KS 1731-260 had an apparent magnitudes $m_J \sim 16$, and $m_H \sim 17$ during the infrared observations of

Barret et al. 1998. These observations took place when X-ray source was luminous ($L_x \sim 4 \cdot 10^{37}$ erg/s). The limits $m_J \gtrsim 16$ and $m_H \gtrsim 17$ could only be satisfied if the $15R_\odot$ -star surface temperature is less than $T \sim 1800\text{K}$ (the boundaries of the J and H bands and the reference fluxes were taken from Zombeck 1990). The extinctions $A_J \sim 2$ and $A_H \sim 1.25$ (see Barret et al. 1998) were taken into account when we were making these estimates. The obtained upper limit on the surface temperature seems unreasonable taking into account the significant irradiation of the secondary star by the neutron star X-ray emission. Note here, that the size of the accretion disk usually has a radius comparable with the radius of the star, and the solid angle of the accretion disk, viewed from the neutron star surface is larger than that of the secondary. Illumination of the accretion disk by the X-ray source leads to its high brightness in the infrared spectral band (see e.g. Lyutyi & Sunyaev 1976) which also strongly contradicts the existing infrared observations.

We can conclude that it is very unlikely that the observed 38 day periodicity in the X-ray light curve of KS 1731-260 is connected with the binary period of the system.

The presented consideration supports the assumption that KS 1731-260 is a low mass X-ray binary and we can anticipate that its infrared brightness should strongly decrease after the turnover of the X-ray source.

3.2. Precession period?

It is possible that the observed periodicity in the X-ray flux of KS 1731-260 is connected with the precession of the accretion disk, similarly to what is observed in the case of some other known X-ray binaries. Several X-ray binaries demonstrate precession of the accretion disk (e.g. Her X-1, Giacconi et al. 1973; SS433, Margon 1984, Cherepashchuk & Yarikov 1991; GRO J1655–40, Hjellming, Rupen 1995) etc. Note however, that in two latter cases the evidence for the disk precession is coming mainly from the precession of the relativistic jets.

Acknowledgements. Authors thank Marat Gilfanov, Eugene Churazov, Alexey Vikhlinin for useful discussions and Rudy Wijnands for useful remarks about the paper and for the important information about recent infrared observations of KS 1731-260. This research has made use of data obtained through the High Energy Astrophysics Science Archive Research Center Online Service, provided by the NASA/Goddard Space Flight Center.

References

Aleksandrovich N., Revnivtsev, Aref'ev et al. 2002, Astr.Lett submitted
 Barret D., Motch C., Predehl P. 1998, A&A, 329, 965
 Cherepashchuk A., Yarikov S. 1991, SvAL, 17, 258
 Giacconi R., Gursky H., Jellog E. et al. 1973, ApJ, 184, 227
 Hjellming R., Rupen M. 1995, Nature, 375, 464

Levine A., Bradt H., Cui W. et al. 1996, ApJ, 469, 33L
 Lomb N.R. 1976, Ap&SS, 39, 447
 Lyutyi V., Sunyaev R. 1976, Sv.Astr., 20,290
 Margon B 1984, ARA&A, 22, 507
 Muno M., Fox, D.,Morgan E. et al. 2000, ApJ, 524, 1016
 Press, W., Teukolsky, S., Vetterling W. et al. 1992, Numerical Recipes, 2nd ed. (Cambridge: Cambridge University Press), 569
 Revnivtsev M., & Sunyaev R., accepted in Astr. Lett., to appear in 2002, v.1, astro-ph/0108120
 Scargle J, D. 1982, ApJ, 263, 835
 Smith D. A., Morgan E. H., Bradt, H. 1997, ApJ, 479, L137
 Sunyaev R. 1989, IAUC 4839
 Sunyaev R., Gilfanov M., Churazov E. et al. 1990, Sv.Astr.Lett., 16, 59
 Warner B. 1995, Cambridge Astrophysics Series, Cambridge, New York: Cambridge University Press
 Wijnands R., Miller J., Markwardt C. et al. 2001a, ApJ Letters submitted, astro-ph/0107380
 Wijers R. & Pringle 1999, MNRAS, 308, 207
 Wijnands R., Groot P., Miller J. et al. 2001b, Astronomy Telegram 72 (<http://atel.caltech.edu/>)
 Zombeck, M. V. 1990, Handbook of Astronomy and Astrophysics, Second Edition (Cambridge, UK: Cambridge University Press).