

## CHANDRA EXPOSES THE CORE COLLAPSED GLOBULAR CLUSTER NGC 6397

J. E. GRINDLAY, C. O. HEINKE, P. D. EDMONDS, S. S. MURRAY<sup>1</sup> AND A. M. COOL<sup>2</sup>

*Draft version October 23, 2018*

### ABSTRACT

We report results of the Chandra deep imaging observation of the closest post-core collapse globular cluster, NGC 6397. Some 25 sources are detected within 2' of the cluster center of which  $\sim 20$  are likely cluster members with  $L_x \gtrsim 3 \times 10^{29}$  erg s<sup>-1</sup>. The x-ray spectra suggest identifications with 1 quiescent low mass x-ray binary (qLMXB) detected by the thermal emission from its neutron star (NS) and 9 cataclysmic variables (CVs), 8 of which are identified in our deep HST imaging survey (reported separately). Three (of 16) BY Draconis main sequence binary candidates identified in our earlier HST imaging study (Taylor et al) are detected of which one is indeed the counterpart of the eclipsing millisecond pulsar (MSP) recently located by D'Amico et al. Two other BY Dra candidates are also detected, whereas none of the probable He white dwarf (WD) binaries identified by Taylor et al are indicating they do not contain MSP primaries. The x-ray color magnitude diagram suggests that the remaining 5 probable cluster sources are a mixture of faint CVs, BY Dra binaries and MSPs. Compact binaries containing WDs appear to dominate this cluster, in contrast to those containing NSs in 47Tuc.

*Subject headings:* globular clusters: general — globular clusters: individual (NGC 6397) — stars: neutron — stars: white dwarfs — x-ray: stars — binaries: close — pulsars: millisecond

### 1. INTRODUCTION

The remarkable high resolution x-ray imaging of the Chandra X-ray Observatory has opened a new era for the study of compact binaries in the dense cores of globular clusters. These systems have now been imaged in 47Tuc (Grindlay et al 2001; hereafter GHEM) and found to include neutron stars (both quiescent low mass x-ray binaries (qLMXBs) and millisecond pulsars (MSPs)), white dwarfs (cataclysmic variables (CVs)), and main sequence binaries (BY Draconis stars). X-ray imaging, with spectroscopy and timing, enables particularly direct discovery and study of these systems which not only constrain stellar and binary evolution, but the very dynamical evolution of cluster cores.

We report initial results for our Chandra observation of the closest (2.5kpc) core collapse globular, NGC 6397, in which we have previously discovered a population of faint x-ray sources (Cool et al 1993), some of which have been identified with CVs (Cool et al 1995, Grindlay et al 1995). Deeper ROSAT observations of the cluster have been reported by Verbunt and Johnston (2000). The Chandra observations, together with deep HST imaging studies (Taylor et al 2001, hereafter TGEC; Grindlay et al, in preparation; hereafter GTEC), are a factor of 30 more sensitive and much higher resolution and thus allow a nearly complete census of the compact binaries in this dynamically interesting globular.

### 2. CHANDRA OBSERVATIONS AND ANALYSIS

As part of the GTO program, we obtained a 49ksec observation of NGC 6397 with ACIS-I starting at UT15:31 July 31, 2000, in timed exposure mode in a single continuous observation. The cluster center (Sosin 1997) was placed at 1' in from the I3 chip boundaries so that the full core could be observed without chip gap complications. Standard CIAO2.1 processing tools were used to reduce the data, and Wavdetect revealed 68 sources within the central 4' radius field. For this

paper we restrict analysis to the central 2' radius, in which 25 sources are detected in the medium band (0.5-4.5keV) above a threshold (95% confidence) of 3 counts. Source locations and a color composite Chandra image of the central ( $\lesssim 1'$ ) sources are shown in Figures 1a and b, respectively.

Event files were extracted using the Wavdetect source regions, which include  $\sim 94\%$  of the counts associated with each source. The number of counts in each of three bands, 0.5-4.5 keV (medcts), 0.5-1.5 keV (softcts), and 1.5-6 keV (hardcts) were extracted from these events files. The results are plotted as an instrumental x-ray color magnitude diagram (cf. GHEM) in Figure 2, and source positions, fluxes, spectral fits and probable identifications (see below) are given in Table 1.

#### 2.1. X-ray Spectra and Emission Models

For sources with medcts  $\gtrsim 50$ , spectra were extracted in bins 78 eV wide which were grouped for  $\gtrsim 9$  counts/bin. Background spectra, derived from a 43 pixel radius including no sources, were subtracted and sources were fit to blackbody (BB), power law (PL), thermal bremsstrahlung (TB), and two-component BB and PL models with XSPEC. TB models were acceptable fits ( $\chi^2_\nu < 1.5$ , null hypothesis probability  $> 5\%$ ) for all sources, and are recorded in Table 1 for all sources except U24 (ROSAT source B; see below). BB models alone are excluded for five (U17, U18, U19, U22, U23) of the seven brightest sources ( $\chi^2_\nu > 1.5$ , prob  $< 5\%$ ). PL models are also acceptable fits ( $\chi^2_\nu < 1.5$ , prob  $> 5\%$ ) to each of the sources (except U24), with best-fitting photon indices in the range 1.5-1.7 except for U12 ( $2.4^{+1.1}_{-0.6}$ ), and U18 ( $1.0^{+0.3}_{-0.1}$ ). BB + PL models could be rejected as having physically unrealistic small BB radii ( $\sim 10$ m). All spectral fits include the absorption column  $N_H$ , which is significantly enhanced above the cluster value ( $N_H = 1 \times 10^{21}$  cm<sup>-2</sup>) for source U10 (the blue source in Fig. 1b) as well as most of the other CVs but not for the BY candidate U18 (see below).

<sup>1</sup>Harvard-Smithsonian Center for Astrophysics, 60 Garden St, Cambridge, MA 02138; josh@cfa.harvard.edu; cheinke@cfa.harvard.edu; pedmonds@cfa.harvard.edu; smurray@cfa.harvard.edu

<sup>2</sup>Department of Physics and Astronomy, San Francisco State University, 1600 Holloway Avenue, San Francisco, CA 94132; cool@sfsu.edu

Source U24 is similar in x-ray color (Fig. 2) and spectral shape to the quiescent low-mass x-ray binaries (or soft x-ray transients in quiescence) in  $\omega$  Centauri (Rutledge et al. 2001) and in 47 Tuc (GHEM, and Heinke et al. 2001; hereafter HGLE). A BB spectral fit is acceptable ( $kT=0.19\pm 0.02$  keV,  $N_H=5\pm 5\times 10^{20}$  cm $^{-2}$ ), as are power law fits (with a steep unrealistic photon index of  $6\pm 1$  and high  $N_H$ ,  $5^{+2}_{-1}\times 10^{21}$  cm $^{-2}$ ) and thermal bremsstrahlung fits (with  $kT=0.33\pm 0.05$  keV,  $N_H=2.2\pm 1\times 10^{21}$  cm $^{-2}$ ). None of these are physically realistic models, and we turn to hydrogen or helium atmosphere neutron star models (Zavlin, Pavlov, & Shibano 1996; Rajagopal & Romani 1996) physically motivated by radiation of heat accumulated in the core of an accreting neutron star during transient episodes and reradiated during quiescence (Brown, Bildsten, & Rutledge 1998). This model has been fit successfully to the qLMXBs Cen X-4, Aql X-1, CXOU 132619.7-472910.8 in  $\omega$  Cen; and X5 and X7 in 47 Tuc (Rutledge et al. 2001 and references therein; HGLE).

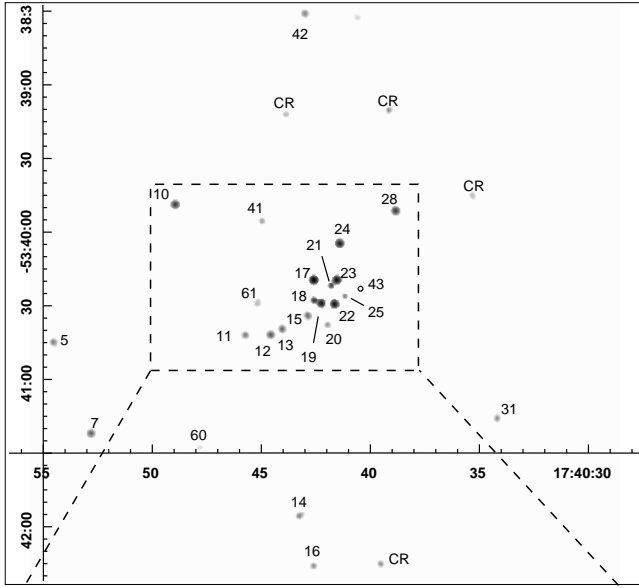


FIG. 1.— a) (top) Finding chart for sources detected with Wavdetect in medium band (0.5-4.5 keV), with 4 probable cosmic ray (CR) events (all counts recorded within  $\lesssim 30$ sec) marked, and b) (bottom) x-ray color image constructed from soft (0.5-1.2 keV; red), medium (1.2-2 keV; green) and hard (2-6 keV; blue) bands for sources detected with Chandra in NGC 6397. The cluster center is within  $\sim 1''$  of U19 (CV2).

We fit the unmagnetized models of Lloyd & Hernquist (2001, in preparation), which assume a completely ionized atmosphere and opacity due to coherent electron scattering and free-free ab-

sorption. A neutron star surface gravity of  $\log g_s=14.38$  was assumed, yielding a gravitational redshift of 0.306. Either a hydrogen or helium atmosphere gives a good fit (see Table 1 for  $kT_{eff}$ ), with implied radii of the neutron star ( $R_\infty$ , as seen at infinity) of  $4.9^{+14}_{-1}$  km for a hydrogen atmosphere, and  $12.0^{+3}_{-7}$  km for a helium atmosphere. These are consistent with theoretical predictions for  $R_\infty$  which span the range 10 to 18 km (Latimer & Prakash, 2001), and the similarity of the fits to better-constrained fits on X5 and X7 in 47 Tuc suggests that we are indeed seeing thermal emission from the whole surface of the neutron star. No power law component is seen, with only 1% of the total emission above 2.5 keV and only one photon above 3.3 keV. A marginal ( $\sim 1\sigma$ ) emission feature is seen in the spectrum at 0.9 keV, similar to the more significant features seen in X5 and X7 in 47 Tuc. The lack of variability and complete lack of a power law component suggest that no accretion onto the neutron star surface is currently taking place (see HGLE).

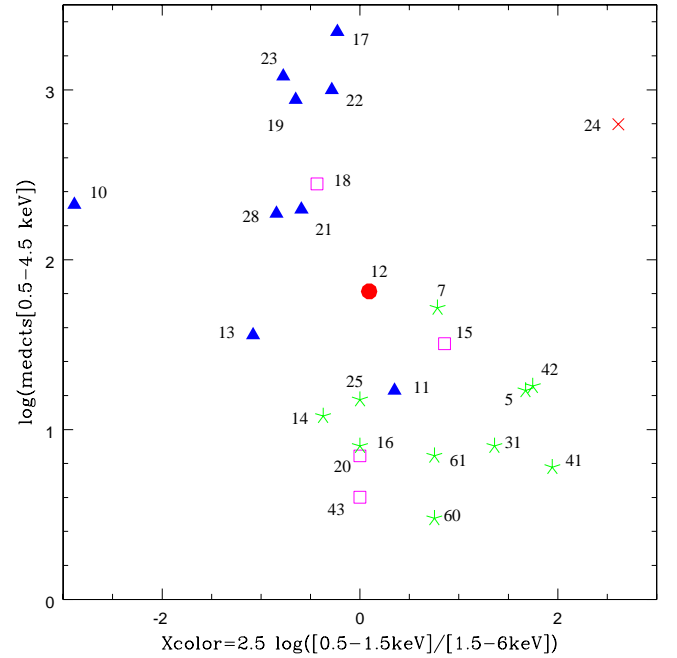


FIG. 2.— X-ray color magnitude diagram, with probable source types labeled (as in GHEM): X = qLMXB, ● = MSP, Δ = CV, □ = BY, \* = Unidentified. Source numbers correspond to those in Table 1.

## 2.2. X-ray Variability

A dramatic eclipse (duration  $\sim 0.5$  hour) for source U23 (CV1) is seen midway through the 49ksec observation, consistent with the 11.3 hour period discovered for this eclipsing CV (GTEC). Similarly, U17 (CV3) shows smooth variations. Pulsation analysis for the CVs reveals several candidate periods, but longer observations (to be conducted in Chandra cycle 3) are required. The BY candidate U20 is clearly flaring whereas the surprisingly hard spectrum BY (or possible RS CVn) U18 appears constant as do U15 and U43. Source U12 shows a smooth sinusoidal like variation (discussed below) over the Chandra observation.

## 3. PROBABLE IDENTIFICATIONS

The x-ray spectral results suggest 9 CVs, all with moderately hard TB spectra and internal self-absorption. The intrinsic  $N_H$ , particularly for U10 (CV6), suggests these systems may

be dominated by magnetic CVs which show internal absorption from their “accretion curtains” (cf. GHEM and references therein). Three of these CVs (CVs 1-3) were originally identified as such in our initial HST  $H\alpha$  survey (Cool et al 1995). Two others (CVs 4-5) were found via variability or as counterparts to ROSAT HRI sources (Cool et al 1998; Grindlay 1999). CVs 6-8 were discovered in our deeper followup HST  $H\alpha$  survey (GTEC). The 9th (= ROSAT source A) we identify as a CV on the basis of its Chandra spectrum, which closely resembles that of U21 (CV4); it lies outside the HST field of view.

Using the very likely identifications with CVs 1-8, the required shifts in RA, Dec between HST and Chandra are  $1.24''$ ,  $-0.03''$ , due (primarily) to the difference in absolute astrometry of their respective guide star systems (all positions in Table 1 are on the Chandra reference frame, currently accurate to  $\sim 0.6''$  ( $1\sigma$ ) (Aldcroft et al 2000). This solution allows precise ( $\lesssim 0.1''$ ) positional searches for the BY Dra stars identified (2 from TGEC, and 2 from subsequent analysis). The HST detected CVs and BYs are marked in the CMDs of Figure 3. No star is seen at the position of the likely qLXMB and we set a limit for the optical companion of  $M_V > 11$ .

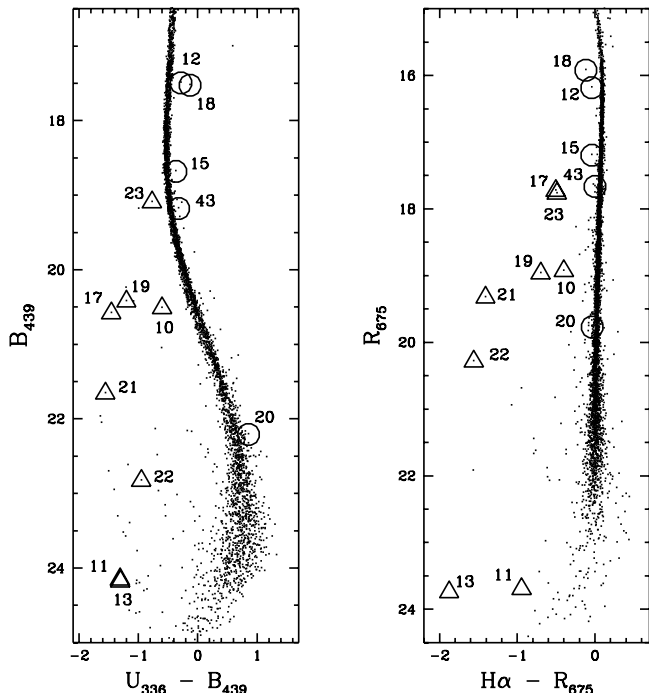


FIG. 3.— Left, HST color magnitude diagrams (cf. Grindlay et al, in preparation) for a) (Left) U-B vs. B and b) (Right)  $H\alpha$  - R vs. R. Chandra sources identified with CVs ( $\Delta$ ) and BY Dra binaries ( $\odot$ ) are numbered with the source numbers given in Table 1. Stars for which membership has been confirmed by proper motion (Cool and Bolton 2001) are shown as dots.

Source U12, optically identified by TGEC with a BY star (WF4-1), is in fact the eclipsing binary MSP (PSRJ1740-5340) previously discovered in NGC 6397 (D’Amico et al 2001a) for which the pulsar timing position (D’Amico et al 2001b) suggests the same optical counterpart (Ferraro et al 2001). The offset in position, (radio-x-ray)  $\delta(\text{RA,Dec}) = +0.16''$ ,  $-0.94''$ , is consistent with the Chandra astrometric uncertainties. The BY signatures (main sequence like binary; weak  $H\alpha$  emission) are likely due to MSP heating (or shock excitation) of the main sequence companion in this unusual long-period (1.35d) binary system, which is evident in the x-ray variation of U12: the smooth rise in x-ray flux is consistent with the phase of

egress from radio eclipse. Further details, and comparison with the MSPs detected by Chandra in 47Tuc (GHEM), are given in Grindlay et al, in preparation.

Surprisingly, none of the “non-flickerers” (Cool et al 1998, TGEC) which we have identified as containing He White Dwarfs (Edmonds et al 1999), are detected with Chandra. The suspected ROSAT detection of NF3 (Verbunt and Johnston 2000) is in fact U18, identified here with a neighboring BY Dra candidate  $1.1''$  away, and similar to the MSP U12 in its position in the CMD (Fig. 3). This suggests the HeWDs in NGC 6397, with radial distribution indicating they contain “dark” binary companions (TGEC), do not contain neutron stars which would likely be detectable as MSPs. Rather, as suspected on evolutionary grounds, the primaries are probably CO WDs (Hansen et al 2001).

#### 4. DISCUSSION AND CONCLUSIONS

Comparison of Figure 1a and Table 1 reveals that the unidentified sources are all (except U25 and U61, both of which have possible faint blue counterparts (GTEC)) at  $\gtrsim 1'$  from the cluster center. Chandra deep surveys (Giacconi et al 2001) predict  $\sim 5$  AGN background sources in this exposure out to  $2'$ . Indeed, our study of the radial source distributions measured with Chandra and HST (GTEC) shows that the Chandra sources are fit by a King model with core radius  $r_c \sim 6''$  and a power law index slope of  $-2.5$  at larger radii, with 20 cluster sources within  $2'$  ( $\sim 20$  core radii) and  $L_x \gtrsim 5 \times 10^{29} \text{erg s}^{-1}$  (or 15 sources at  $L_x \gtrsim 10^{30} \text{erg s}^{-1}$ ). In contrast, 47Tuc contains 187 sources within  $4'$  ( $\sim 16$  x-ray core radii) and  $L_x \gtrsim 10^{30} \text{erg s}^{-1}$  (Grindlay et al, in preparation). Although the  $\sim 1:12$  ratio of x-ray source numbers in NGC 6397 vs. 47Tuc scales nearly with cluster mass ( $\sim 1:6$ , cf. Pryor and Meylan 1993), the source population of NGC 6397 is relatively devoid of the faint, soft sources in the lower right of the x-ray CMD (Fig. 2) that contain most of the MSPs in 47Tuc. Indeed, the one MSP in NGC 6397 now detected in x-rays (U12) has Xcolor similar to the “bluest” MSP (J) in 47Tuc. Possible “red” MSP candidates in the central regions of NGC 6397 are U61 and U41, as well as a soft source just visible in the wings of the bright CV U17 (cf. Fig. 1b) at RA, Dec 42.72(3), 40:21.1(5) in the notation of Table 1. Crowding prevented its detection by Wavdetect, but we estimate medcts  $\sim 10$  ( $L_x \sim 1 \times 10^{30}$ ) and Xcolor  $\gtrsim 1.3$  from examination of the image. U5, U7, U31 and U42 are also all possible MSPs, though at such large offsets from the core they would have to have been ejected (the rough co-alignment of sources between U7 and U28 with the line of 5 bright blue stragglers in the cluster core (Auriere, Ortolani and Lauzeral 1990) may suggest preferential cluster rotation and binary ejection; U12 is along this “line”, as expected if it was ejected in an exchange encounter). We estimate a total of perhaps 5 MSPs in NGC 6397 if the Xcolor distribution from 47Tuc (GHEM) is a guide.

The numbers of detected (radio) vs. suspected (x-ray) MSPs in NGC 6397 (1 vs.  $\sim 5$ ) compared to 47Tuc (20 vs.  $\sim 100$ ) are similar in ratio (1/5; which may indicate radio vs. x-ray beaming factors) but scale a factor of  $\sim 3$  below that for cluster mass. In contrast, NGC 6397 appears to have  $\sim 10$  CVs whereas 47Tuc has  $\sim 20$ -30. Thus the two clusters suggest a dichotomy of compact objects and binary production: NGC 6397 has over-produced CVs (for its mass), perhaps due to 2-body captures during core collapse. Its relatively lower MSP production might be due to a lower NS retention or fraction due to differences in the cluster initial mass functions in turn due to their very differ-

ent metallicities. The populations of BY Dra systems detected in x-rays in NGC 6397 vs. 47Tuc (4 vs. 6 Chandra sources, respectively, but probably  $\gtrsim 100$  in 47Tuc when crowding and the factor of  $\sim 2$  higher  $L_x$  limits are considered) is consistent with the depletion of main sequence binaries in the core of NGC 6397 (Cool and Bolton 2001). However the identification of U12 as in fact a MSP raises the possibility that a number of BY candidates in 47Tuc are in fact wide binary MSP systems,

resulting from double exchange collisions, but which (unlike U12) have sunk back into the more massive cluster core.

We thank Haldan Cohn, Phyllis Lugger and Jacob Taylor for discussions and Don Lloyd for his H and He-atmosphere models. This observation was conducted as part of the Chandra GTO program with support from NASA (HRC contract NAS8-38248)

#### REFERENCES

- Aldcroft, T. L., Karovska, M., Cresitello-Ditmar, M. L., Cameron, R. A., Markevitch, M. L. 2000, Proc. SPIE, 4012, 650
- Auriere, M., Ortolani, S. and Lauzeral, C. 1990, Nature, 344, 638
- Brown, E. F., Bildsten, L., & Rutledge, R. E. 1998, ApJ 504, L95
- Cool, A.M., Grindlay, J. E., Krockenberger, M., and Bailyn, C. D. 1993, ApJ, 410, L103
- Cool, A. M., and Bolton, A. S. 2001, in "Stellar Collisions and Mergers," ASP Conf. Series, ed. M. Shara
- Cool, A., Grindlay, J., Cohn, H., Lugger, P., and Slavin, S. 1995, ApJ, 439, 695
- Cool, A. M., Grindlay, J. E., Cohn, H. N., Lugger, P. M., and Bailyn, C. D. 1998, ApJ, 508, L75
- D'Amico, N., Lyne, A., Manchester, R., Possenti, A. and Camilo, F. 2001a, ApJ, 548, L171
- D'Amico, N., Possenti, A., Manchester, R., Sarkissian, J., Lyne, A. and Camilo, F. 2001b, ApJ, submitted
- Edmonds, P., Grindlay, J., Cool, A., Cohn, H., Lugger, and Bailyn, C. 1999, ApJ, 516, 250
- Ferraro, F., Possenti, A., D'Amico, N. and Sabbi, E. 2001, ApJ, submitted
- Giacconi, R. et al 2001, ApJ, 551, 624
- Grindlay, J. E. 1999, in "Annapolis Workshop on Magnetic Cataclysmic Variables," ASP Conf. Series, Vol. 157, eds. C. Hellier and K. Mukai, p. 377
- Grindlay, J., Cool, A., Callanan, P., Bailyn, C., Cohn, H., and Lugger, P. 1995, ApJ, 455, L47
- Grindlay, J. E., Heinke, C. O., Edmonds, P. D., & Murray, S. S. 2001, Science 292, 2290 (GHEM)
- Hansen, B., Kalogera, V., Phahl, E. and Rasio, F. 2001, ApJ, in press
- Heinke, C. O., Grindlay, J. E., Lloyd, D. A., & Edmonds, P. D. 2001, ApJ submitted (HGLE)
- Lattimer, J. M. & Prakash, M. 2001, ApJ 550, 426
- Pryor, C. and Meylan, G. 1993, in "Structure and Dynamics of Globular Clusters", ASP Conf. Series, Vol. 50, eds. S. Djorgovski and G. Meylan, p. 357
- Rajagopal, M. & Romani, R. W. 1996, ApJ 461, 327
- Rutledge, R. E., Bildsten, L., Brown, E. F., Pavlov, G. G., & Zavlin, V. E. 2001, ApJ, submitted
- Sosin, C. 1997, Ph.D. Thesis, University of California
- Taylor, J. M., Grindlay, J. E., Edmonds, P. D., Cool, A. M. 2001, ApJ, 553, 169 (TGEC)
- Verbunt, F. and Johnston, H. 2000, A&A, 358, 910
- Zavlin, V. E., Pavlov, G. G. & Shibanov, Yu. A. 1996, A&A, 315, 141

TABLE 1  
NGC 6397 CHANDRA SOURCES

Src	RA (sec)	Dec ( $'$ : $''$ )	Medcts (0.5-4.5 keV)	kT (keV)	$N_H$ ( $10^{21} \text{cm}^{-2}$ )	$\log(L_x)$ ( $\text{erg s}^{-1}$ )	ID
U5	54.51(1)	40:44.9(1)	18	–	–	30.2	
U7	52.807(8)	41:21.89(6)	54	–	–	30.7	
U10	48.948(4)	39:48.86(3)	215	7-200	12-22	31.7	CV 6
U11	45.743(9)	40:41.99(9)	17	–	–	30.2	CV 7
U12	44.571(6)	40:41.84(4)	66	1-7	0.9-6	30.9	MSP
U13	44.054(7)	40:39.55(6)	34	–	–	30.5	CV 8
U14	43.26(1)	41:55.46(6)	12	–	–	30.0	
U15	42.873(7)	40:34.12(9)	28	–	–	30.4	BY(PC-2)
U16	42.61(1)	42:15.8(1)	8	–	–	29.9	
U17	42.607(1)	40:19.62(1)	2243	6-10	1.6-2.3	32.3	CV 3
U18	42.567(3)	40:27.93(2)	277	33-200	0-1.6	31.3	BY
U19	42.258(2)	40:29.03(1)	881	11-91	2.5-4	31.9	CV 2
U20	41.98(1)	40:37.8(1)	6	–	–	29.7	BY
U21	41.794(4)	40:21.66(4)	188	5-120	2.1-4	31.3	CV 4
U22	41.659(2)	40:29.37(1)	1019	9-30	1.1-2.0	31.9	CV 5
U23	41.551(1)	40:19.59(1)	1217	6-11	4.5-6	32.2	CV 1
U24	41.421(2)	40: 4.73(2)	640	0.057-.092	1-2.6	31.9	qLMXB
U25	41.20(1)	40:26.3(1)	13	–	–	30.1	
U28	38.860(3)	39:51.45(3)	189	6-200	2.7-7	31.3	CV
U31	34.21(1)	41:15.8(1)	7	–	–	29.8	
U41	44.97(1)	39:55.6(1)	6	–	–	29.7	
U42	43.01(1)	38:31.3(1)	18	–	–	30.2	
U43	40.48(1)	40:23.0(1)	3	–	–	29.4	BY(PC-4)
U60	47.82(3)	41:27.7(1)	3	–	–	29.4	
U61	45.19(2)	40:29.1(2)	7	–	–	29.8	

NOTE.—Table columns: 1. Wavdetect source number. 2,3. RA in time seconds, added to 17:40; Dec in  $'$  and  $''$ , added to  $-53^\circ$ ; epoch J2000. 4. Counts detected by Wavdetect (in CIAO software, available at <http://asc.harvard.edu>) in medium (0.5-4.5 keV) band. 5. Best fit bremsstrahlung temp (CVs) 90% confidence interval, allowing kT,  $N_H$ , normalization free. For U24, H atm  $kT_{eff}$ , 90% confidence. 6. Best  $N_H$  column fit with bremsstrahlung (or H atm) spectrum, in units of  $1 \times 10^{21} \text{cm}^{-2}$ , the fiducial cluster value. 7. Unabsorbed  $L_x$  values (in  $\text{erg s}^{-1}$ ) for 0.5-2.5 keV band, using the listed (column 5) best fit bremsstrahlung or NS spectrum, or assuming 1 keV brems spectrum,  $N_H=1 \times 10^{21} \text{cm}^{-2}$ , 2.5 kpc distance, and thus  $L_x = 9.3 \times 10^{28} \text{erg s}^{-1} \text{ct}^{-1}$ . 8. Tentative source ID: BY for BY Draconis main-sequence binaries (IDs from TGEC), CV for cataclysmic variables (see text for numbering), MSP for millisecond pulsar and qLMXB for quiescent low-mass x-ray binary.