

Constraining the quintessence equation of state with SnIa data and CMB peaks

P.S. Corasaniti¹ and E.J. Copeland¹

*Centre for Theoretical Physics, University of Sussex, Brighton, BN1 9QJ
United Kingdom*

ABSTRACT

Quintessence has been introduced as an alternative to the cosmological constant scenario to account for the current acceleration of the universe. This new dark energy component allows values of the equation of state parameter $w_Q \geq -1$, and in principle measurements of cosmological distances to Type Ia supernovae can be used to distinguish between these two types of models. Assuming a flat universe, we use the supernovae data and measurements of the position of the acoustic peaks in the Cosmic Microwave Background (CMB) spectra to constrain a rather general class of quintessence potentials, including inverse power law models and recently proposed Supergravity inspired potentials. The likelihood analysis gives an upper limit on the present value of the equation of state parameter, $-1 \leq w_Q^0 \leq -0.96$ at 2σ , a result that appears to rule out a class of recently proposed potentials.

Subject headings: Cosmic Microwave Background Anisotropy, Cosmology

1. Introduction

Observations of distant type Ia supernovae (Perlmutter et al. 1999; Riess et al. 1999) and small angular scale anisotropies in the Cosmic Microwave Background (CMB) (De Bernardis et al. 2000; Balbi et al. 2000; Netterfield et al. 2001; Pryke et al. 2001) suggest that the universe is dominated by a large amount of dark energy with a negative equation of state parameter w . One obvious explanation would be the presence for all time of a cosmological constant with $w = -1$, although there is no satisfactory reason known why it should be so close to the critical energy density (for a general review see Sahni & Starobinsky 2000). An alternative proposal introduces a new type of matter and is called 'Quintessence' (Caldwell et al. 1998). Assuming that some unknown mechanism cancels the true cosmological constant, this dark energy is associated with a light scalar field Q evolving in a potential $V(Q)$. The equation

of state parameter of the Q component is given by

$$w_Q = \frac{\frac{\dot{Q}^2}{2} - V(Q)}{\frac{\dot{Q}^2}{2} + V(Q)} \quad (1)$$

and it is a function of time. According to the form of $V(Q)$ the present value of w_Q is in the range $w_Q^0 \geq -1$. The temporal dependence of w_Q implies that high red-shift observations could in principle distinguish between Λ CDM and Q CDM models (Maor et al. 2000; Huterer & Turner 2000; Alcaniz & Lima 2001; Benabed & Bernardeau 2001; Cappi 2001, Weller & Albrecht 2001). Moreover, a number of authors have recently pointed out that the position of the CMB peaks could provide an efficient way to constrain quintessence models (Kamionkowski & Buchalter 2000; Crooks et al. 2000; Doran et al. 2000).

In this paper we use the supernovae sample of Perlmutter *et al.* (1999) and the recent measurements of the location of the CMB peaks (De Bernardis et al. 2001) to determine new limits on the quintessence equation of state. Our study is similar in approach to an earlier analysis by Efstathiou (1999). We consider a general class of

¹e-mail: pierc@pact.cpes.susx.ac.uk

¹e-mail: e.j.copeland@sussex.ac.uk

potentials parametrized in such a way that we can control their shape, and apply a likelihood analysis to find the confidence regions for the parameters of the potential and the best value for the fractional quintessence energy density Ω_Q . The constraints which emerge for the prior $\Omega_Q = 0.65$ give an upper value for the equation of state, $w_Q^0 \leq -0.96$ at 2σ for these class of models. This limit is stronger than those previously obtained in Efstathiou (1999), $w_Q^0 \leq -0.6$ at 2σ for the same value of Ω_Q , simply because we are making use of the new improved CMB data. The key result is that in these class of models, for them to succeed the scalar field dynamics has to produce effects similar to pure vacuum energy and in this case it is unlikely that Quintessence can be distinguished from a cosmological constant (see also Maor et al. 2000).

2. Quintessence equation of state

The scalar field dynamics is described by the Klein-Gordon equation

$$\ddot{Q} + 3H\dot{Q} + \frac{dV}{dQ} = 0, \quad (2)$$

with

$$H^2 = \frac{8\pi G}{3} \left[\rho_m + \rho_r + \frac{\dot{Q}^2}{2} + V(Q) \right], \quad (3)$$

where ρ_m and ρ_r are the matter and radiation energy densities respectively. It is well known that for a wide class of potentials, Eq. (2) possesses attractor solutions (Steinhardt et al. 1999). In this regime the kinetic energy of the field is subdominant allowing w_Q to become negative. The present value of w_Q^0 depends on the slope of the potential in the region reached by the field. Actually if the quintessence field rolls down a very flat region (Barreiro et al. 2000) or if it evolves close to a minimum (Albrecht & Skordis 1999, Brax & Martin 1999, Copeland et al. 2000) the equation of state parameter varies in the range $-1 \leq w_Q^0 < -0.8$. On the other hand models like the inverse power law potential (Ratra & Peebles 1988; Zlatev, Wang & Steinhardt 1999) require larger values of w_Q^0 . A general potential which can accomodate a large class of scenarios is:

$$V(Q) = \frac{M^{4+\alpha}}{Q^\alpha} e^{\frac{1}{2}(\kappa Q)^\beta}, \quad (4)$$

where $\kappa = \sqrt{8\pi G}$ and M is fixed in such a way that today $\rho_Q = \rho_c \Omega_Q$. For $\beta = 0$ Eq. (4) becomes an inverse power law, while for $\beta = 2$ we have the SUGRA potential proposed by (Brax & Martin 1999). For $\alpha = 0$, $\beta = 1$ and starting with a large value of Q , the quintessence field evolves in a pure exponential potential (Ferreira & Joyce 1998). We do not consider this case further since it is possible to have a dark energy dominated universe, but at the expense of fine tuning for the initial conditions of the scalar field. Larger values of β mimic the model studied by Copeland *et al.* (2000). For $\alpha, \beta \neq 0$ the potential has a minimum, the dynamics can be summarized as the following. For small values of β and for a large range of initial conditions, the field does not reach the minimum by the present time and hence $w_Q^0 > -1$. For example, if the quintessence energy density initially dominates over the radiation, the Q field quickly rolls down the inverse power law part of the potential eventually resting in the minimum with $w_Q \sim -1$ after a series of damped oscillations (Riazuelo & Uzan 2000). This behaviour however requires fine tuning the initial value of Q to be small. On the other hand, this can be avoided if we consider large values of α and β (Fig.1a). In these models the fractional energy density of the Quintessence field, Ω_Q , is always negligible during both radiation and matter dominated eras. In fact, for small initial values of Q , $V(Q)$ acts like an inverse power law potential, hence as Q enters the scaling regime its energy density is subdominant compared to that of the background component. Therefore nucleosynthesis constraints (Bean et al. 2001) are always satisfied and there are no physical effects on the evolution of the density perturbations. The main consequence is that for a different value of w_Q^0 the Universe starts to accelerate at a different red-shift (Fig.1b). This implies that different values of α and β lead to a different luminosity distance and angular diameter distance. Consequently by making use of the observed distances we may in principle determine an upper limit on w_Q^0 , potentially constraining the allowed shape of the quintessence potential (Huterer & Turner 2000).

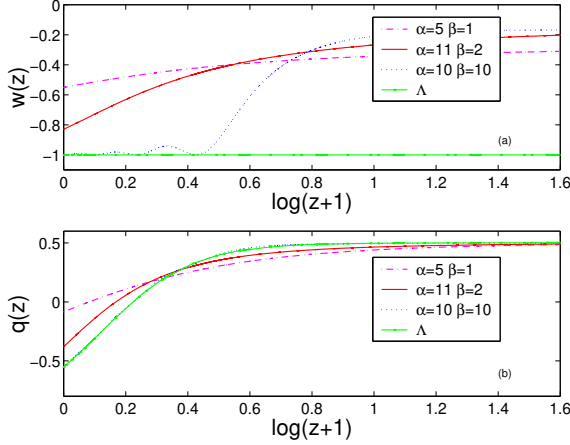


Fig. 1.— In (a) the evolution of w_Q against the red-shift is plotted for different values of α and β . In (b) the behaviour of the deceleration parameter, q , is plotted against the red-shift. The acceleration starts ($q < 0$) earlier for models with an equation of state close to that of a true cosmological constant.

3. CMB peaks

The CMB power spectrum provides information on combinations of the fundamental cosmological quantities. The position of the Doppler peaks depends on the geometry of the Universe through the angular diameter distance, although the amplitude of the peaks are sensitive to many different parameters. The important point for us is that in general the Quintessence field can contribute to the shape of the spectrum through both the early integrated Sachs-Wolfe effect (ISW) and the late one (Hu et al. 1997). The former is important if the dark energy contribution at the last scattering surface (LSS) is not negligible (Skordis & Albrecht 2000, Barreiro, Copeland & Nunes 2000) or in non-minimally coupled models (Amendola 2000, Perrotta et al. 2000, Baccigalupi et al. 2000), whereas the late ISW is the only effect in models with $\Omega_Q \sim 0$ at LSS (Brax et al. 2000). A potential problem that we face however is that the amplitude of the CMB spectrum is degenerate in the cosmological parameter space, which means that a Quintessence imprint could remain hidden if we simply concentrate on the amplitudes of the peaks. Fortunately, as has recently been demonstrated an accurate determination of the position

of the Doppler peaks is more sensitive to the actual amount of dark energy (Doran et al 2000). To be more precise, the multipole of the m -th peak is $l_m = m l_{sh}$, where l_{sh} is proportional to the angular scale of the sound horizon at LSS. In a flat universe l_{sh} is given by:

$$l_{sh} = \frac{\pi}{\bar{c}_s} \left(\frac{\tau_0}{\tau_{ls}} - 1 \right), \quad (5)$$

where \bar{c}_s is the mean sound velocity and τ_0, τ_{ls} are the conformal time today and at last scattering respectively. However, physical effects before recombination can shift the scale of the sound horizon at different multipoles, resulting in a better estimate for the peak positions being given by:

$$l_m = l_{sh}(m - \delta l - \delta l_m), \quad (6)$$

where δl is an overall shift (W. Hu et al. 2000) and δl_m is the shift of the m -th peak. These corrections depend on the amount of baryons $\Omega_b h^2$, on Ω_Q^s, Ω_Q^0 and on the scalar spectral index n . Recently, analytic formulae, valid over a large range of the cosmological parameters, have been provided to good accuracy for δl and δl_m (Doran & Lilley 2001). Of crucial importance is the observation that the position of the third peak remains insensitive to other cosmological quantities, hence we can make use of this fact to test dark energy models (Doran et al. 2001).

4. Likelihood analysis and results

4.1. Constraints from supernovae

We want to constrain the set of parameters α, β and Ω_Q confined in the range: $\alpha \in (1, 10)$, $\beta \in (0, 10)$ and $\Omega_Q \in (0, 1)$, subject to the assumption of a flat universe. We use the SNIa data fit C of Perlmutter *et al.* (1999), that excludes 4 high redshift data points. The magnitude-redshift relation is given by:

$$m(z) = \mathcal{M} + 5 \log \mathcal{D}_L(z, \alpha, \beta, \Omega_Q), \quad (7)$$

where \mathcal{M} is the ‘Hubble constant free’ absolute magnitude and $\mathcal{D}_L = H_0 d_L(z)$ is the free-Hubble constant luminosity distance. In a flat universe

$$d_L(z) = (\tau_0 - \tau(z))(1 + z), \quad (8)$$

where τ_0 is the conformal time today and $\tau(z)$ is the conformal time at the red-shift z of the observed supernova. Both of these quantities are

calculated solving numerically Eq.(2) and Eq.(3) for each value of α, β and Ω_Q . In \mathcal{M} we neglect the dependence on a fifth parameter (α in Perlmutter *et al.* 1999) and assume it to be 0.6, the Perlmutter *et al.* (1999) best value. We then obtain a gaussian likelihood function $\mathcal{L}^{Sn}(\alpha, \beta, \Omega_Q)$, by marginalizing over \mathcal{M} . In Fig.2a we present the one-dimensional likelihood function normalized to its maximum value for Ω_Q . There is a maximum at $\Omega_Q = 1$, in agreement with Efstathiou (1999). In Fig.3a we present the likelihood contours in the $\alpha - \beta$ parameter space, obtained after marginalizing over Ω_Q . Note that all values are allowed at the 2σ level. The confidence regions for the SnIa data correspond to quintessence models with $w_Q^0 < -0.4$ for $\Omega_Q = 0.6$, an upper limit that agrees with both Perlmutter *et al.* (1999) and Efstathiou (1999).

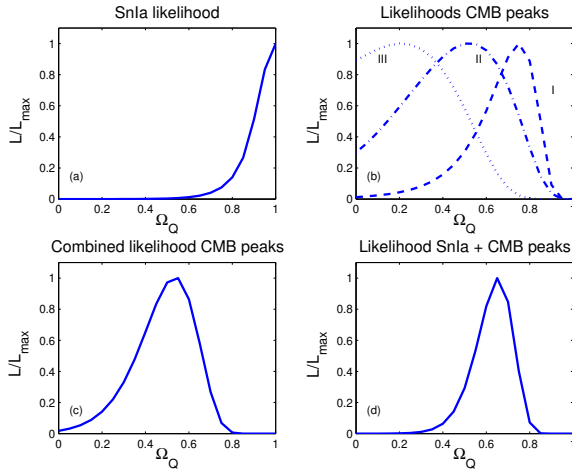


Fig. 2.— Fractional Quintessence energy density likelihoods, (a) for SnIa, (b) for CMB Doppler peaks, (c) combined peaks and (d) the combined data sets.

4.2. Constraints from Doppler peaks and SnIa

We now compute the position of the first three Doppler peaks l_1, l_2 and l_3 using Eq. (6), and considering the same parameter space as used in the supernovae analysis. We assume $\Omega_b h^2 = 0.020$ in agreement with BBN constraints (Burles *et al.* 2001) and $n = 1$, but we have also checked that our final result on w_Q^0 does not change by assuming a lower value of n . The Hubble constant is

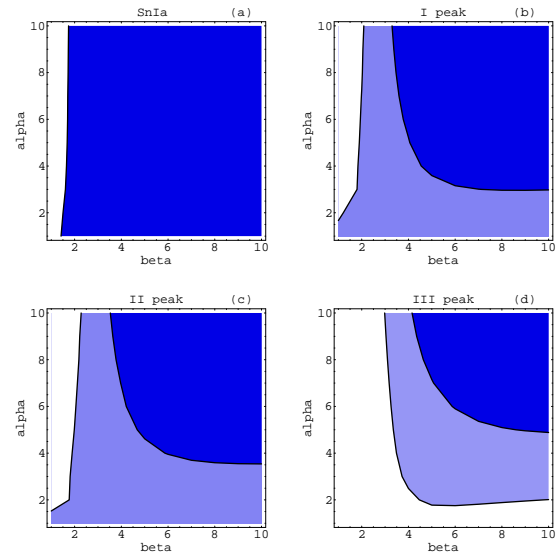


Fig. 3.— Likelihood contour plots for SnIa, I, II and III acoustic peaks. The blue region is the 68% confidence region while the light blue one. For the SnIa the white region correspond to 2σ . The position of the third CMB acoustic peak strongly constrain the acceptable parameter space.

set to $h = 0.70$ in agreement with the recent HST observations (Freedman *et al.* 2000). The predicted peak multipoles in the CMB are then compared with those measured in the BOOMERANG and DASI spectra (De Bernardis *et al.* 2001). Note, that the third peak has been detected in the BOOMERANG data but not in the DASI data. Furthermore the authors of De Bernardis *et al.* (2001), with a model independent analysis, estimated the position of the peaks accurately at 1σ . However because the errors associated with the data are non Gaussian, to be conservative we take our 1σ errors on the data to be larger than those reported in De Bernardis *et al.* (2001), so that our analysis is significant up to 2σ . We then evaluate a gaussian likelihood function $\mathcal{L}^{Peaks}(\alpha, \beta, \Omega_Q)$, and in Fig.2b, we have plotted the normalized one-dimensional likelihoods for the three peaks, as a function of Ω_Q . They overlap over the same values of Ω_Q . For l_2 and l_3 the variance is larger due to the uncertainty on the peak positions at 2σ . The combined likelihood for the peaks is shown in Fig.2c, we find $\Omega_Q = 0.56 \pm_{0.13}^{0.16}$. The likelihood

for all the data sets combined is shown in Fig.2d, we find $\Omega_Q = 0.64 \pm_{0.08}^{0.07}$. These results are in good agreement with the analysis of Netterfield et al. (2001).

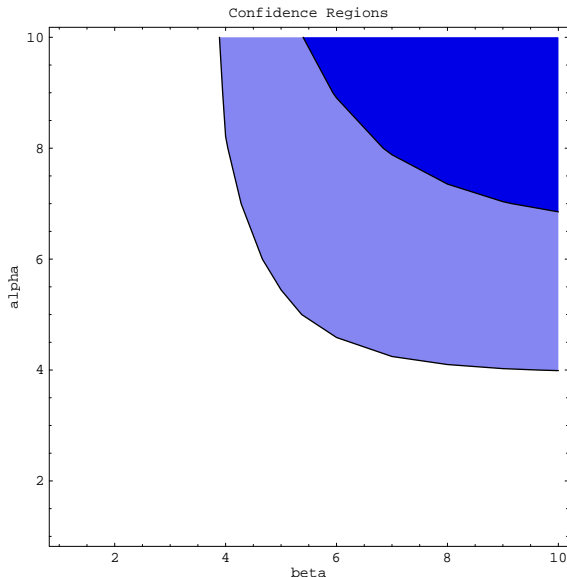


Fig. 4.— Two-dimensional likelihood for SnIa and CMB with 1 (dark blue) and 2 σ (light blue) contours.

The two-dimensional likelihood function $\mathcal{L}(\alpha, \beta)$ has been obtained having marginalized over Ω_Q . In Fig.4 we plot the 1 and 2 σ confidence regions. We find $\alpha, \beta > 4$ at 2 σ , models with smaller values are disfavoured. In particular inverse power law and SUGRA potential (Brax & Martin 1999) are disfavoured as are inverse polynomial potentials. This is due to the position of the third peak in the BOOMERANG data (Fig.3d). In fact the likelihood for l_1 (Fig.3b) and marginally for l_2 (Fig.3c) allows small values of β at 2 σ . However the position of the third peak, in this class of potentials, selects models with $w_Q^0 \sim -1$. As we can see in Fig.5, the values of α and β allowed by the likelihood analysis corresponds at 2 σ to our models with values of w_Q^0 in the range $-1 \leq w_Q^0 \leq -0.96$ for our prior probability $\Omega_Q = 0.65$ and even $-1 \leq w_Q^0 \leq -0.92$ for the highly unlikely prior $\Omega_Q = 0.44$.

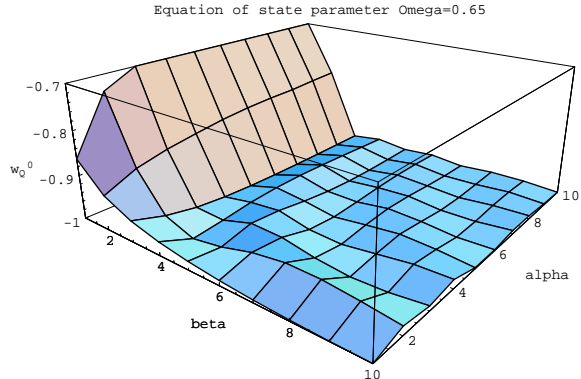


Fig. 5.— Equation of state parameter against α and β for $\Omega_Q = 0.65$. The 2 σ contours correspond to models with $w_Q^0 \sim -1$.

5. Conclusion

The location of the sound horizon is very sensitive to the dark energy contribution. Due to the strong degeneracy in the shape of the CMB spectrum, a certain class of Quintessence models can be better constrained using only the acoustic peaks. We have applied a likelihood analysis to constrain the shape of the quintessence potential, based on both the supernovae type Ia data and the positions of the CMB peaks. Assuming a flat space-time the combined analysis gives the best fit for $\Omega_Q = 0.64 \pm_{0.08}^{0.07}$. We have found that, even considering large uncertainties in the CMB measurements, the third peak limits the equation of state parameter at 2 σ in the range $-1 \leq w_Q^0 \leq -0.96$ for Ω_Q with this prior value. This result has an important implication for minimally coupled quintessence models. Actually they must behave similarly to a cosmological constant, therefore inverse power law and a class of SUGRA inspired models are disfavoured. In fact, an equation of state parameter $w_Q^0 \sim -1$ implies the quintessence field is undergoing small damped oscillations around a minimum or evolving in a very flat region of the potential. For these reasons models like the double exponential potential (Barreiro et al. 2000) or the single modified exponential potential (Skordis & Albrecht 2000) pass this constraint, even though they are not included in our analysis. Another important caveat is that this study does not take into account quintessence scenarios where the contribution of the dark en-

ergy density in radiation or early in matter dominated eras is not negligible. In such a case we would have to take into account physical effects not only on distance measurements, but also on the structure formation process itself. These models and the non-minimally coupled ones therefore could yet be distinguished from a pure Λ CDM model. We still require a more complete analysis to understand the nature of the dark energy, but this paper points out that it is possible to constrain certain classes of models far more than was previously realised.

We are grateful to L. Amendola, A. Liddle, N.J. Nunes and J. Weller for useful discussions and comments.

REFERENCES

- Albrecht, A., and Skordis, C. 1999, Phys. Rev. Lett. 84, 2076-2079
- Alcaniz, J. S., and Lima, J. A. S. 2001, ApJ, 550, L133
- Amendola, L. 2000, Phys. Rev. D62, 043511
- Baccigalupi, C., Matarrese, S., and Perrotta, F. 2000, Phys. Rev. D62, 123510
- Balbi A., et al. 2000, ApJ, 545, L1-L4
- Barreiro, T., Copeland, E. J., and Nunes, N. J. 2000, Phys. Rev. D61, 127301
- Bean, R., Hansen, S. H., and Melchiorri, A. 2001, astro-ph/0104162.
- Benabed, K., and Bernardeau, F. 2001, astro-ph/0104371
- Brax, P. and Martin, J. 1999, Phys. Lett. B468, 40-45
- Brax, P., Martin, J. and Riazuelo, A. 2000, Phys. Rev. D62, 103505
- Burles, S., Nollett, K. M., Truran, J. N. and Turner, M. S. 2000, ApJ, in press
- Caldwell, R. R., Dave, R., and Steinhardt, P. J. 1998, Phys. Rev. Lett. 80, 1582-1585
- Cappi, A. 2001, Astrophysical Lett. Comm., in press, astro-ph/0105382
- Copeland, E. J., Nunes, N. J., and Rosati, F. 2000, Phys. Rev. D62, 123503
- Crooks, J. L., Dunn, J. O., Frampton, P. H. and Ng, Y. J. 2000, astro-ph/0005406
- De Bernardis, P. et al. 2000, Nature 404, 955-959
- De Bernardis, P. et al. 2001, astro-ph/0105296
- Doran, M., Lilley, M., Schwindt, and Wetterich, C. 2000, astro-ph/0012139
- Doran, M., and Lilley, M. 2001, astro-ph/0104486
- Doran, M., Lilley, M., and Wetterich, C. 2001, astro-ph/0105457
- Efstathiou, G. 1999, astro-ph/9904356
- Ferreira, P. G., and Joyce, M. 1998, Phys. Rev. D58, 023503
- Freedman, W. L. et al. 2001, ApJ, 553, 47
- Hu, W., Fukugita, M., Zaldarriaga, M., and Tegmark, M. 2000, astro-ph/0006436
- Huterer, D., and Turner, M. S. 2000, astro-ph/0012510
- Kamionkowski, M., and Buchalter, A. 2000, astro-ph/0001045
- Maor, I., Brustein, R., and Steinhardt, P. J. 2000, astro-ph/0007297
- Netterfield, C. B. et al. 2001, astro-ph/0104460
- Perlmutter, S. et al. 1999, ApJ, 517, 565
- Perrotta, F., Baccigalupi, C., and Matarrese, S. 2000, Phys. Rev. D61, 023507
- Pryke, C. et al. 2001, astro-ph/0104490
- Ratra, B., and Peebles, P. J. E. 1988, Phys. Rev. D37, 3406.
- Riazuelo, A., and Uzan, J.P. 2000, Phys. Rev. D62, 083506
- Riess, A. et al. 1999, ApJ, 117, 707
- Sahni, V., and Starobinsky, A. 2000, Int. J. Mod. Phys. D9, 377-444
- Skordis, C., and Albrecht, A. 2000, astro-ph/0012195

Steinhardt, P. J., Wang, L., and Zlatev, I. 1999,
Phys. Rev. D59, 123504

Weller, J., and Albrecht, A. 2001, astro-
ph/0106079

Zlatev, I., Wang, L., and Steinhardt, P. J. 1999,
Phys. Rev. Lett. 82, 896-899