

Soft X-ray Spectroscopy of Seyfert 2 Galaxies

A. Kinkhabwala, M. Sako, E. Behar, F. Paerels, S. M. Kahn
Columbia University, 550 W. 120th St., NY, NY 10027

A. C. Brinkman, J. S. Kaastra, R. van der Meer
SRON, Sorbonnelaan 2, 3548 CA, Utrecht, The Netherlands

D. A. Liedahl
Physics Department, LLNL, P.O. Box 808, L-41, Livermore, CA 94550

Abstract. Soft X-ray spectroscopy of Seyfert 2 galaxies provides perhaps the best method to probe the possible connection between AGN activity and star formation. Obscuration of powerful radiation from the inferred nucleus allows for detailed study of circumnuclear emission regions. And soft X-ray spectroscopy of these regions allows for robust discrimination between warm gas radiatively-driven by the AGN and hot collisionally-driven gas possibly associated with star formation. A simple model of a (bi-)cone of gas photoionized and photoexcited by a nuclear power-law continuum is sufficient to explain the soft X-ray spectra of all Seyfert 2 galaxies so far observed by the *XMM-Newton* and *Chandra* satellites. An upper limit of $\sim 10\%$ to an additional hot, collisionally-driven gas contribution to the soft X-ray regime appears to hold for five different Seyfert 2 galaxies, placing interesting constraints on circumnuclear star formation.

1. Introduction

Emission from warm, recombining gas has been shown to be a key feature of the soft X-ray emission from Seyfert 2 galaxies (Sako et al. 2000, Ogle et al. 2000, Sambruna et al. 2001). In Fig. 1, we show the *XMM-Newton* Reflection Grating Spectrometer (RGS) spectrum of the brightest Seyfert 2 galaxy, NGC 1068 (Kinkhabwala et al. 2001a). The presence of multiple radiative recombination continua (RRC) provide definitive evidence for a dominant recombining gas component with temperature $T \simeq 3\text{--}5$ eV. Recombination alone, however, is insufficient to explain all of the observed X-ray emission from these objects.

2. Model of Radiatively-Driven Gas Cone

We propose a model for the X-ray emission from Seyfert 2 galaxies consisting of a (bi-)cone of gas irradiated by a nuclear power-law continuum. (The nucleus –

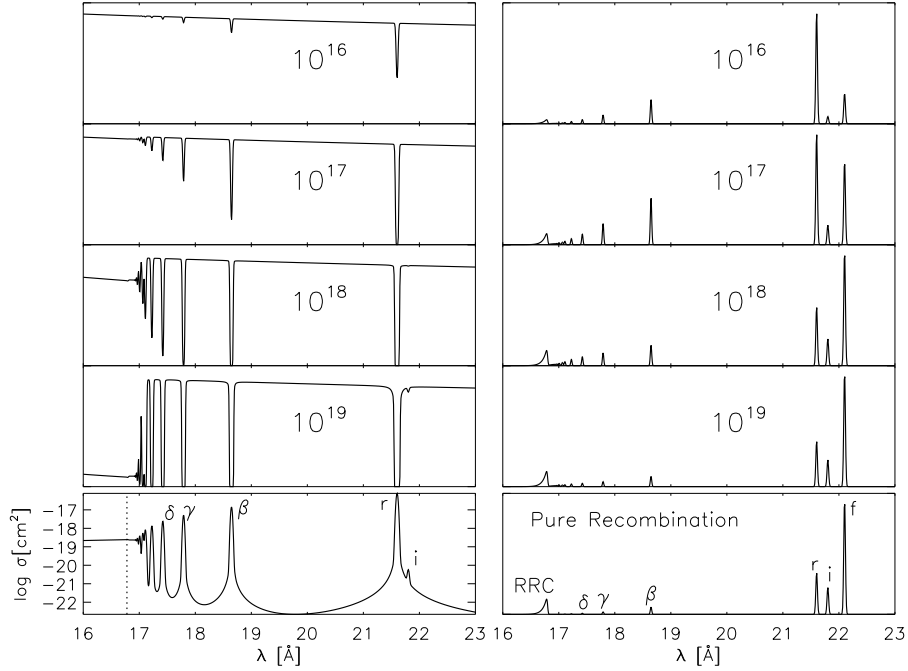


Figure 2. Effect of varying column density ($N_{ion} = 10^{16} - 10^{19} \text{ cm}^{-2}$) along the cone to absorbed (“Seyfert 1” view on the left) and reemitted (“Seyfert 2” view on the right) spectra for O VII. For “Seyfert 2” view, note the varying relative strength of resonant transitions to pure recombination emission (bottom right panel). ($\sigma_v = 200 \text{ km/s}$ with linear, but arbitrary vertical scales for flux.) Bottom left panel gives cross section for photoexcitation/photoionization with separating boundary.

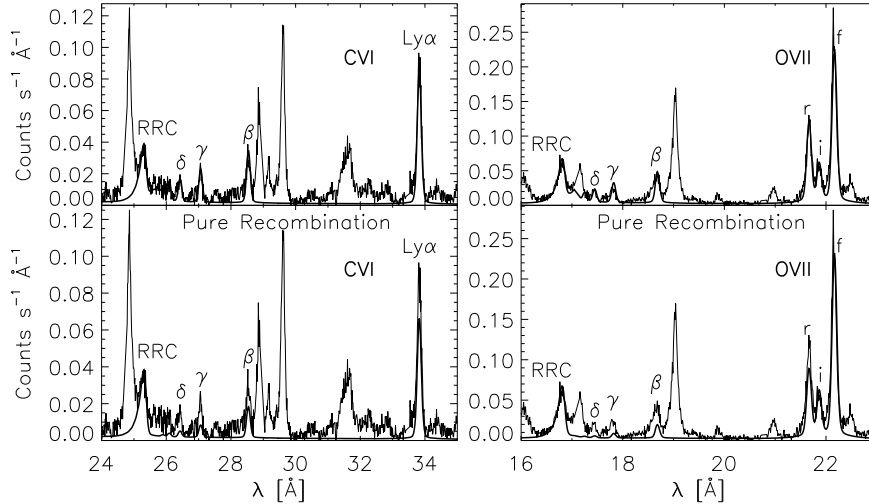


Figure 3. Fits to C VI and O VII for RGS spectrum of NGC 1068 ($\sigma_v = 200 \text{ km/s}$ along the cone and $N_{ion} = 10^{18}$ for both ions). Bottom panels show recombination alone, demonstrating presence of significant photoexcitation. For C VI fit, a factor-of-two reduction of photoionization relative to photoexcitation was taken for a better fit (possibly due to absorption by N VII Ly α shortward of the C VI RRC).

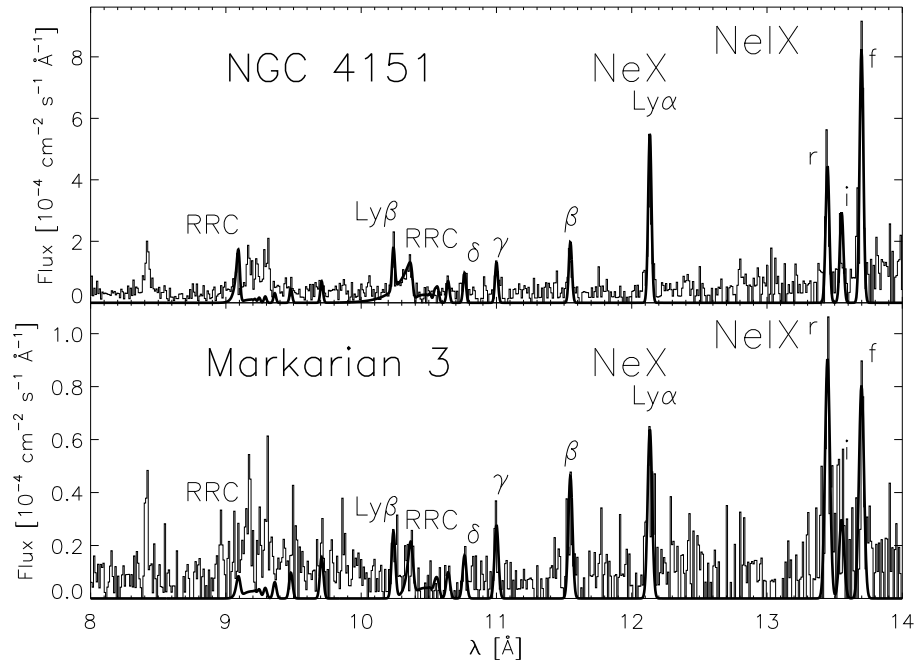


Figure 4. *Chandra* HETG spectra of NGC 4151 and Markarian 3. Spectral differences are mostly due to differing Ne IX and Ne X column densities (e. g., Fig. 2) of 2×10^{18} and $3 \times 10^{18} \text{ cm}^{-2}$ for NGC 4151 and 5×10^{17} and $1 \times 10^{18} \text{ cm}^{-2}$ for Markarian 3 (using $\sigma_v = 200 \text{ km/s}$).

We estimate an upper limit of $\sim 10\%$ of the soft X-ray emission may be due to hot, collisionally-driven gas in NGC 1068. Preliminary analysis of *Chandra* HETG spectra of four other Seyfert 2 galaxies (Markarian 3, NGC 4151, Circinus, NGC 4507) suggests that their remarkably similar spectra are also dominated by reprocessed AGN emission, with a similar upper limit to a hot collisional gas component. This places interesting limits on the amount of star formation in their circumnuclear environments (Kinkhabwala et al. 2001a,b).

References

- Behar, E., et al. 2001, in preparation
 Kaastra, J. S., et al. 2000, *A&A*, 354, L83
 Kinkhabwala, A., et al. 2001a, in preparation
 Kinkhabwala, A., et al. 2001b, in preparation
 Ogle, P. M., et al. 2000, *ApJ*, 545(2), L81
 Sako, M., et al. 2000, *ApJ*, 543(2), L115
 Sako, M., et al. 2001, *A&A*, 365, L168
 Sambruna, R. M., et al. 2001, *ApJ*, 546(1), L13