

Sulphur abundance in very metal-poor stars¹

Garik Israelian and Rafael Rebolo²

Instituto de Astrofísica de Canarias, E-38200 La Laguna, Tenerife, Spain

ABSTRACT

We have obtained high-resolution high signal-to-noise spectra of the Si I near-infrared doublet at 8694 Å in eight metal-poor stars with metallicities in the range $-0.6 \leq [\text{Fe}/\text{H}] \leq -3.0$. Elemental sulphur abundances were derived for six targets and upper limits were set for two of the most metal-poor stars in the sample. The sulphur doublet at 8694.62 Å has been detected in three stars (HD 19445, HD 2665 and HD 2796) with $[\text{Fe}/\text{H}] \leq -1.9$. Our observations combined with those available in the literature indicate a monotonic increase of the $[\text{S}/\text{Fe}]$ ratio as $[\text{Fe}/\text{H}]$ decreases, reaching values $[\text{S}/\text{Fe}] \sim 0.7-0.8$ below $[\text{Fe}/\text{H}] = -2$. We discuss plausible scenarios for interpretation of these results.

Subject headings: Galaxy: evolution — nuclear reactions, nucleosynthesis, abundances — stars: abundances — stars: late-type — stars: Population II

1. Introduction

The standard scenario for the chemical evolution of the Galactic Halo (see e.g. Tinsley 1979) is based on the different yields of Type Ia and Type II Supernovae. It is well established that

¹ Based on observations obtained with the William Herschel Telescope, operated on the island of La Palma by the Isaac Newton Group in the Spanish Observatorio del Roque de los Muchachos of the Instituto de Astrofísica de Canarias.

² Consejo Superior de Investigaciones Científicas, Spain

Type II supernovae mostly produce the so-called α -elements (O, Ca, Mg, S, Si and Ti) while Type Ia supernovae are responsible for the synthesis of the Fe-group (Fe, Co, Ni, Zn). Given a different life-times of both types of supernovae (10^7 years for Type II and 10^9 years for Type Ia), it is expected that there will be overabundance of α elements at $[\text{Fe}/\text{H}] < -1$. At first glance, this behavior is observed in many metal-poor halo star (McWilliam 1997). The precise trends of the $[\alpha/\text{Fe}]$ ratio versus $[\text{Fe}/\text{H}]$ are still not clearly established. For instance, low $[\alpha/\text{Fe}]$ ratios were found in several metal-poor halo stars (Carney et al. 1997) and a rather complicated picture emerged from the comprehensive work by Idiart & Thevenin (2000) who studied $[\text{Ca}/\text{Fe}]$ and $[\text{Mg}/\text{Fe}]$ ratios in 252 halo and disk stars. On the other hand, the $[\text{O}/\text{Fe}]$ ratio in unevolved stars show a linear rise (Israelian, García López & Rebolo 1998, Israelian et al. 2001) with a slope -0.33 ± 0.02 in the metallicity range $0 \leq [\text{Fe}/\text{H}] \leq -3$. Apparently there is no general agreement about a unique *plateau* $[\alpha/\text{Fe}] \approx \text{const}$ at $[\text{Fe}/\text{H}] < -1$ for α -elements such O, Ca and Mg. This statement can be extended to another α -element: sulphur.

In his extensive analysis François (1987, 1988) was able to delineate the $[\text{S}/\text{Fe}]$ trend down to the metallicity $[\text{Fe}/\text{H}] = -1.6$ suggesting that the $[\text{S}/\text{Fe}]$ ratio in the halo could be constant at a value around 0.6. The goal of this letter is to investigate whether unevolved halo stars at lower metallicities support the proposed trend.

2. The Observations

The observations were carried out in 2000 August 17-19 using the Utrecht Echelle Spectrograph (UES) at the Nasmyth focus of the 4.2-m WHT at the ORM (La Palma). The CCD detector was a 2148×2148 pixel² SITE1. We obtained echelle spectra with a slit width $\sim 1''0$ which cover the wavelength range between 5220 and 9150 Å in 20 orders at a spectral resolving power of $R = \lambda/\Delta\lambda \sim 50,000$. All spectra were background and scattered light subtracted, flat-fielded

and extracted using standard IRAF³ procedures. The flat-field correction was attempted with a fast rotator, tungsten lamp and dome flats. However, the best correction from a severe fringing in the near-infrared was achieved with high quality dome flats. The wavelength calibration was performed with a Th–Ar lamp giving a dispersion of 0.087 Å/pixel. The final signal-to-noise ratio of our spectra is provided in Table 1.

3. Spectral synthesis, stellar parameters and abundances

The LTE spectrum synthesis code MOOG (Sneden 1973) and ATLAS9 model atmospheres (Kurucz 1992) were used in the present study. Atomic parameters of the sulphur doublet 8693.93 Å ($\log gf = -0.5$, $\chi = 7.87$ eV) and 8694.62 Å ($\log gf = 0.08$, $\chi = 7.87$ eV) were obtained from the VALD-2 database (Kupka et al. 1999). These $\log gf$ -values combined with the equivalent widths 28 and 11 mÅ of the sulphur doublet derived from the high-resolution solar atlas (Kurucz et al. 1984) provide a solar sulphur abundance $\log \epsilon(\text{S}) = 7.20 \pm 0.02$ (on the customary scale in which $\log \epsilon(\text{H}) = 12$). This is in excellent agreement with $\log \epsilon(\text{S}) = 7.21$ given by Anders & Grevesse (1989).

All our targets (Table 1) are well known metal-poor stars. The IRFM based effective temperature, T_{eff} , of two giants HD 2796, BD–18°5550 and a subgiant HD 2665 were taken from Alonso, Arribas, & Martínez-Roger (1999) while the surface gravities and [Fe/H] values were estimated from Fe NLTE analysis (Israelian et al., in preparation) using the same tools as in Israelian et al. (2001). In any case, the parameters of these three evolved stars (listed in Table 1) are very similar to those reported in the literature (Pilachowski, Sneden & Booth 1993, Alonso et al. 1999, Burris et al. 2000). The T_{eff} of five subdwarfs (Table 1) are also based on the IRFM and come from Israelian et al. (1998). Their metallicities and surface gravities were adopted from the NLTE Fe study of Thevenin & Idiart (1999) and agree perfectly with those estimated using

³IRAF is distributed by the National Optical Astronomical Observatories, which is operated by the Association of Universities for Research in Astronomy, Inc., under contract with the National Science Foundation, USA.

Hipparcos parallaxes (Allende Prieto et al. 1999). We note that our T_{eff} -values agree with those of Thevenin & Idiart (1999) within 60 K. NLTE effects on sulphur are negligible (less than 0.05 dex) due to the weakness of the sulphur lines in our targets (Takada-Hidai et al. 2001).

Our tests show that a typical change of +100 K in T_{eff} increases [S/H] by -0.05 and -0.09 dex for $\log g=4.15$ and $\log g=1.5$, respectively. A change of surface gravity by +0.3 dex implies an uncertainty 0.11 and 0.13 dex for $T_{\text{eff}}=5800$ and 4900 K, respectively. The errors arising from the uncertainties in the metallicity and the microturbulent velocity V_{mic} are negligible. We set $V_{\text{mic}}=2 \text{ km s}^{-1}$ in HD 2796, HD 2665, BD-18°5550 and $V_{\text{mic}}=1 \text{ km s}^{-1}$ for the dwarfs. The sulphur abundance for each star (Table 1) was obtained as the weighted mean of the abundances resulting for each line of the doublet (with weights proportional to the equivalent widths). The final error in the sulphur abundance was derived as a quadratic sum of the errors associated with the stellar parameters and the errors associated to the equivalent width measurements. The final errors for the most metal-rich five dwarfs are similar to those reported by François (1987, 1988) being of the order of ± 0.1 dex. The errors are larger in the most metal-poor targets of the sample.

We have reanalyzed sulphur abundances from François (1987, 1988) using the equivalent widths provided in these papers. Effective temperatures (Table 2) have been estimated using the IRFM calibration of Alonso, Arribas, & Martínez-Roger (1996) for Strömgren $b - y$ and c_1 indices taken from Hauck and Mermillod (1998) and [Fe/H] adopted from Thevenin & Idiart (1999), Allende Prieto et al. (1999) and Allende Prieto & Lambert (1999). No reddening corrections were applied since all these stars are nearby within 100 parsec (Perryman et al. 1997). Typical errors in T_{eff} are ± 100 K. Allende Prieto et al. (1999) have shown that gravities derived from Fe NLTE analysis by Thevenin & Idiart (1999) agree with the gravities inferred from accurate *Hipparcos* parallaxes in the metallicity range $-1 \leq [Fe/H] \leq 0$. Surface gravities of these stars were estimated using the *Hipparcos* parallaxes. We used V magnitudes from *Hipparcos* Catalogue to compute M_V and to estimate absolute bolometric magnitudes M_{bol} from Alonso, Arribas, & Martínez-Roger (1995). Therefore the set of new parameters listed in Table 2 is homogeneous (three stars have not been considered because their parameters were rather uncertain). The masses

of stars were inferred using theoretical isochrones from evolutionary tracks of the Geneva group (Schaerer et al. 1993). Our gravities have typical errors ± 0.2 dex and are in good agreement with those presented by different authors (Allende Prieto et al. 1999, Allende Prieto & Lambert 1999) using, however, different evolutionary tracks.

4. Discussion and Conclusions

The [S/Fe] ratios obtained for our targets are listed in Table 1 and plotted in Fig. 3 together with François (1987, 1988) measurements. NLTE estimates for the metallicities of his stars have been made using the polynomial fit from Israelian et al. (2001) which is based on the work of Thevenin & Idiart (1999). Our results are consistent with those by François in the overlapping metallicity range. Remarkably, at very low metallicities we find the highest [S/Fe] ratios supporting a progressive increase of the [S/Fe] ratio as metallicity decreases. A minimum-square linear fit for the points in Fig. 3 results in a slope of -0.46 ± 0.06 ($1-\sigma$) which can be compared with the slope in the [O/Fe] vs. [Fe/H] relationship of -0.33 ± 0.02 ($1-\sigma$) found by Israelian et al. (2001).

Sulphur yields from standard Type II supernovae have been computed by many authors (e.g., Woosley & Weaver 1995; Thielemann, Nomoto, & Hashimoto 1996). The [S/Fe] ratio in the ejecta is sensitive to the amount of mass going into the compact object formed during the supernova explosion (i.e depend on the adopted mass cut). There is a range of values for this mass cut which can perfectly provide [S/Fe] yields consistent with the observations. The tentative linear trend delineated in Fig. 3 may be an indication that the explosive energy of Type II supernovae may depend on progenitor mass. Alternatively, Nomoto et al. (2001) and Nakamura et al. (2001) have presented models of explosive nucleosynthesis in hypernovae. They consider exploding He cores with different initial masses and explosion energies in the range $1-100 \times 10^{51}$ erg. Their computations show that [S/Fe] ratios as those found in very low-metallicity stars can easily be produced in these explosions. For instance, it can be seen from Table 2 of Nakamura et al. (2001) that the He core with a mass $16 M_{\odot}$ and 10×10^{51} erg explosion energy is able to provide a ratio $[S/Fe] \sim 1.1$ in the final ejecta. It is possible that the linear trend of [S/Fe] can be explained by

an increasing role of hypernovae in the early epochs of the Galaxy formation (i.e., $[\text{Fe}/\text{H}] < -1$). The estimated Galactic rate of Type Ic hypernovae is 10^{-3} yr^{-1} (Hansen 1999) but it could have been much higher in the early Galaxy. Small mass-loss rates due to the low metallicity in the first generations of massive halo stars could have led to large helium cores and the conservation of the primordial angular momentum. Since hypernovae are favored by stars with a large helium core mass and rapid rotation, a significant sulphur production in the early Galaxy could have been a rather common phenomenon. Similar ideas have been put forward by Qian and Wasserburg (2001) to explain a linear rise in the $[\text{O}/\text{Fe}]$ ratio. Extension of their model for the sulphur case would be very interesting.

Additional observational support for large amounts of sulphur synthesized during Type II supernova/hypernova explosion comes from the analysis of the chemical composition of the low-mass star orbiting the black hole in the X-ray binary system GRO J1655-40 (Israelian et al. 1999). α elements are uniformly enhanced in the atmosphere of the secondary star, and in particular a large amount of sulphur $[\text{S}/\text{H}] \sim 0.9$ was found in the secondary star. Most probably, this is a result of contamination from the matter ejected after supernova or hypernova explosion of the black hole stellar progenitor (Israelian et al. 1999, Brown et al. 2000). Very recently, Combi et al. (2001) have detected a bubble in the large-scale HI distribution around GRO J1655-40 providing new evidence for a supernova explosion in this system.

Another possible explanation for the monotonic increase in $[\text{S}/\text{Fe}]$ at low $[\text{Fe}/\text{H}]$ is related to a delayed deposition of the supernova synthesized products into the ISM due to differences in transport and mixing. Choosing a short mixing time ($\sim 1 \text{ Myr}$) for oxygen (a volatile), and longer mixing time ($\sim 30 \text{ Myr}$) for Fe (refractory), Ramaty et al. (2000, 2001) suggest that $[\text{O}/\text{Fe}]$ should rise monotonically with a slope which is consistent with the observations of Israelian et al. (1998, 2001). A similar trend is also predicted (Ramaty et al. 2001) for a volatile element like sulphur. As discussed by Ramaty et al. (2000, 2001), it is not necessary that other α -elements like Mg and Si follow the same trend as O and S since they are refractory elements with much longer mixing time in the ISM. In summary, while more observations are clearly needed at very low metallicities

in order to confirm the trend delineated in the present work, our new measurements do not seem to support a [S/Fe] *plateau* versus [Fe/H] in halo stars. There are several scenarios that can account for a monotonic increase in [S/Fe] at low metallicities.

We thank Y. Takeda and M. Takada-Hiadi for providing the NLTE corrections for sulphur IR doublet before the publication. This work was partially funded by project DGES PB 98-0531-c02-02.

REFERENCES

- Allende Prieto, C., García López, R. J., Lambert, D. L., & Gustafsson, B. 1999, ApJ, **527**, 879
- Alonso, A., Arribas, S., & Martínez-Roger, C. 1995, A&A, 297, 197
- Alonso, A., Arribas, S., & Martínez-Roger, C. 1996, A&A, 313, 873
- Alonso, A., Arribas, S., & Martínez-Roger, C. 1999, A&AS, 139, 335
- Anders, E., Grevesse, N. 1989, Geochim. Cosmochim. Acta, 53, 197
- Burris, D. L., Pilachowski, C. A., Armandroff, T. E., Sneden, C., Cowan, J. & Roe, H. 2000, ApJ, 544, 302
- Brown, G. E., Wijers, R. A. M. J., Lee, C.-H., Lee, H.-K., Israelian, G. & Bethe, H. A. 2000, New Astronomy, 5, 191
- Carney, B., Wright, J., Sneden, C., Laird, J., Aguilar, L. & Latham, D. 1997, AJ, 114, 363
- Cayrel, R. 1988, in *"The impact of Very High S/N Spectroscopy on Stellar Physics"*, Cayrel de Strobel, G. & Spite, M. (eds.), Dordrecht, Kluwer, 345
- Combi, J.A., Romero, G.E., Benaglia, P. & Mirabel, I.F. 2001, A&A, 370, L5
- François, P. 1987, A&A, 176, 294

- François, P. 1988, A&A, 195, 226
- Hansen, B.M.S. 1999, ApJ, 512, L117
- Hauck, B. & Mermilliord, M. 1998, A&AS, 129, 431
- Idiart, T. & Thevenin, F. 2000, ApJ, 541, 207
- Israelian, G., García López, R. & Rebolo, R.: 1998, ApJ, 507, 805
- Israelian, G., Rebolo, R., Basri, G., Casares, J., & Martin, E. L. 1999, Nature, 401, 142
- Israelian, G., Rebolo, R., García López, R., Bonifacio, P., Molaro, P., Basri, G., & Shchukina, N. 2001, ApJ, 551, 833
- Kupka F., Piskunov N.E., Ryabchikova T.A., Stempels H.C., Weiss W.W. 1999, A&AS., 138, 119
- Kurucz, R. L. 1992, private communication
- Kurucz, R. L., Furenlid, I., Brault, J. & Testerman, L. 1984, Solar Flux Atlas From 296 to 1300 nm. NOAO Atlas 1
- McWilliam, A. 1997, ARA&A, 35, 503
- Nakamura, T., N., Umeda, H., Iwamoto, K., Nomoto, K., Hashimoto, Masa-aki. H., Raphael Hix, W., Thielemann, F-K., 2001, ApJ, in press (astro-ph/0011184)
- Nomoto, K., Mazzali, P.A., Nakamura, T., Iwamoto, K., Maeda, K., Suzuki, T., Turatto, M., Danziger, I. J., Patat, F. 2001, in *"Supernovae and Gamma Ray Bursts"*, ed. M. Livio et al. (Cambridge University Press), in press (astro-ph/0003077)
- Perryman et al. 1997, The Main Hipparcos Catalogue, ESA
- Pilachowski, C. A., Sneden, C. & Booth, J. 1993, ApJ, 407, 699
- Qian, Y.-Z. & Wasserburg, G. J, 2001, ApJ, 549, 337
- Ramaty, R., Scully, S., Lingenfelter, R. & Kozlovsky, B. 2000, ApJ, 534, 747

- Ramaty, R., Lingenfelter, R. & Kozlovsky, B. 2001, in in L. da Silva, M. Spite, and J.R. de Medeiros (eds.), *The Light Elements and their Evolution*, IAU Symposium 198, p. 51
- Schaerer, D., Charbonnel, C., Meynet, G., Maeder, A. & Schaller, G. 1993, *A&AS*, 102, 339
- Snedden, C. 1973, *ApJ*, 184, 839
- Takada-Hidai, M., Takeda, Y., Sato, S., Honda, S., Sadakane, K., Kawanomoto, S., Sargent, W.L.W., Lu, L. and Barlow, T. A. 2001, submitted
- Theilemann, F.-K., Nomoto, K., & Hashimoto, M. 1996, *ApJ*, 460, 108
- Thevenin, F. & Idiart, T. 1999, *ApJ*, 521, 753
- Tinsley, B. M. 1979, *ApJ*, 229, 1046
- Woosley, S. E., & Weaver, T. A. 1995, *ApJS*, 101, 181

Table 1. Observing log, stellar parameters and sulphur abundances in the sample of metal-poor stars. The $1\text{-}\sigma$ errors in the equivalent widths are computed with the formula by Cayrel (1988).

The upper limits for HD 140283 and BD-18°555 correspond to a $3\text{-}\sigma$ values.

Target	V	Exposure time (s)	S/N	EW (mÅ) 8694.6 Å	EW (mÅ) 8693.9 Å	T_{eff}	$\log g$	[Fe/H]	[S/H]	[S/Fe]	Ref.
HD 2665	7.75	3200	400	3.0 ± 0.6	-	4990 ± 66	2.50 ± 0.2	-2.0	$-1.31^{+0.13}_{-0.14}$	0.69	1
HD 2796	8.51	5000	350	2.6 ± 0.7	-	4867 ± 58	1.80 ± 0.2	-2.3	$-1.49^{+0.17}_{-0.18}$	0.81	1
HD 19445	8.05	10 900	650	2.7 ± 0.4	-	5810 ± 150	4.46 ± 0.2	-1.88	$-1.23^{+0.11}_{-0.12}$	0.65	2
HD 140283	7.24	2500	300	≤ 2.5	-	5550 ± 100	3.74 ± 0.2	-2.21	≤ -1.23	≤ 0.98	2
HD 157214	5.40	150	350	20 ± 0.7	8.0 ± 0.7	5625 ± 100	4.36 ± 0.2	-0.32	-0.13 ± 0.09	0.19	2
HD 194598	8.36	5400	350	9.0 ± 0.7	3.0 ± 0.7	5960 ± 120	4.38 ± 0.2	-1.06	-0.77 ± 0.1	0.29	2
HD 201889	8.04	1500	250	14 ± 1	5.0 ± 1	5615 ± 100	4.24 ± 0.2	-0.94	-0.37 ± 0.1	0.57	2
BD-18°555	9.34	5000	300	≤ 2.5	-	4668 ± 63	1.5 ± 0.3	-2.7	≤ -1.3	≤ 1.4	1

References. — (1): Alonso et al. (1999), Israelian et al., in preparation, (2): Thevenin and Idiart (1999), Israelian et al. (1998).

^aThe signal-to-noise ratio (S/N) is provided at 8697 Å.

Table 2. Reanalysis of sulphur abundances from the samples of François (1987, 1988). The metallicities were adopted from the references listed in the last column. Typical error in [S/Fe] is of the order of ± 0.1 dex.

Star	T_{eff}	$\log g$	[Fe/H]	[S/H]	[S/Fe]	Ref.
HD 24616	4943	3.04	-0.88	-0.51	0.37	3
HD 59984	5916	3.90	-0.52	-0.70	-0.18	1
HD 63077	5752	4.17	-0.53	-0.55	-0.02	1
HD 69897	6263	4.25	-0.12	-0.41	-0.29	1
HD 76932	5857	4.08	-0.79	-0.64	0.15	1
HD 88218	5677	3.87	-0.42	-0.29	0.13	3
HD 91324	6181	3.98	-0.23	-0.52	-0.29	2
HD 94028	5923	4.28	-1.31	-1.12	0.19	1
HD 102365	5603	4.40	-0.08	-0.41	-0.33	2
HD 106516	6153	4.30	-0.66	-0.56	0.1	2
HD 121384	5185	3.39	-0.34	-0.79	-0.35	2
HD 132475	5619	3.79	-1.37	-1.13	0.24	1
HD 136352	5637	4.31	-0.21	-0.47	-0.26	2
HD 148816	5831	4.12	-0.51	-0.55	-0.04	1
HD 157089	5770	4.04	-0.39	-0.50	-0.11	1
HD 188376	5369	3.62	-0.08	-0.30	-0.22	3
HD 193901	5668	4.50	-0.97	-0.70	0.13	1
HD 201891	5841	4.25	-0.87	-0.88	-0.01	1
HD 203608	6067	4.29	-0.57	-0.69	-0.12	1
HD 211998	5271	3.36	-1.25	-1.40	-0.15	1

References. — (1): Thevenin & Idiart (1999), (2): Allende Prieto et al. (1999), (3): Allende Prieto & Lambert (1999).

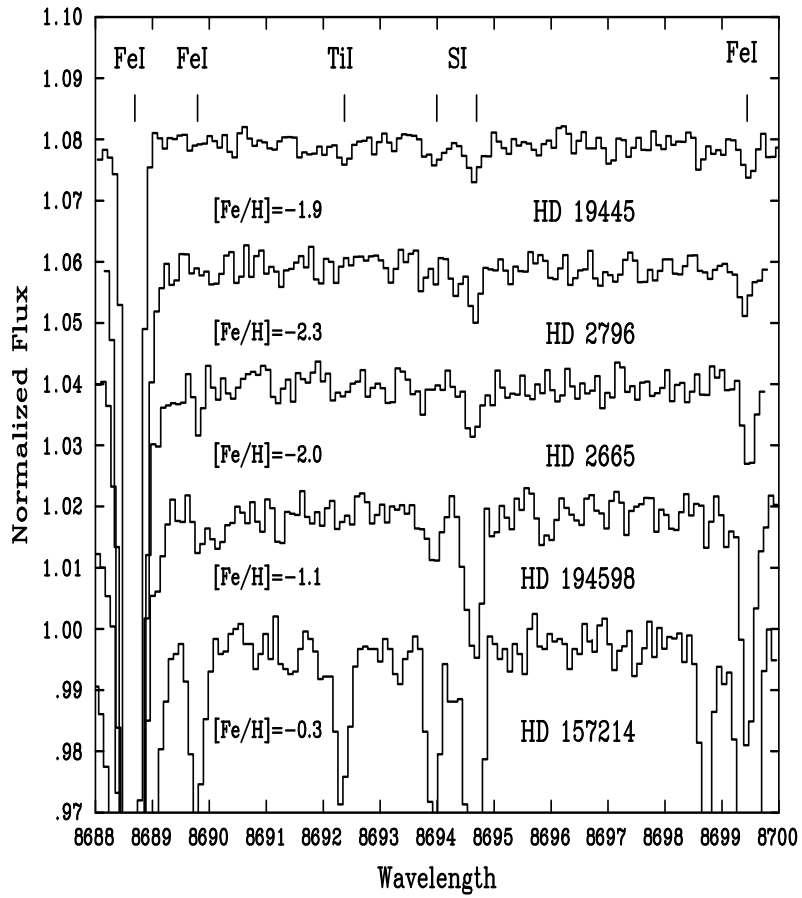


Fig. 1.— Sulphur lines in the UES spectra of five metal-poor stars.

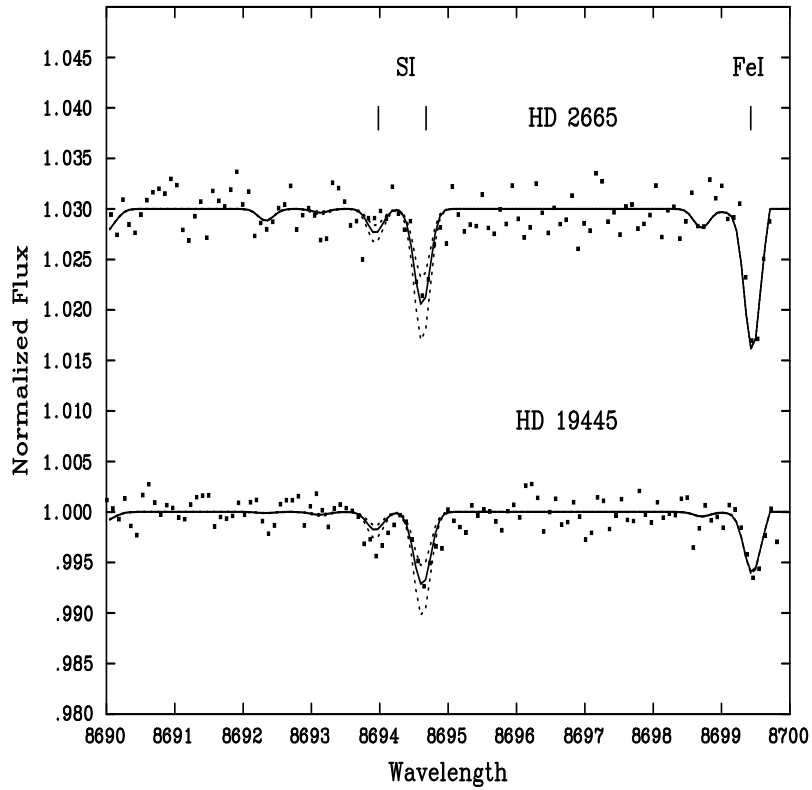


Fig. 2.— Synthetic spectra fits to the sulphur lines in the UES spectra (dots) of HD 19445 and HD 2665. The solid lines are best fits to the data corresponding to $[S/Fe]=0.65$ and 0.7 in HD 19445 and HD 2665, respectively. Thin dotted lines indicate spectral synthesis with $[S/Fe]$ shifted by ± 0.15 dex with respect to the previous best fit values in each star. A vertical shift of 0.03 has been applied to the spectra of HD 2665 for clarity.

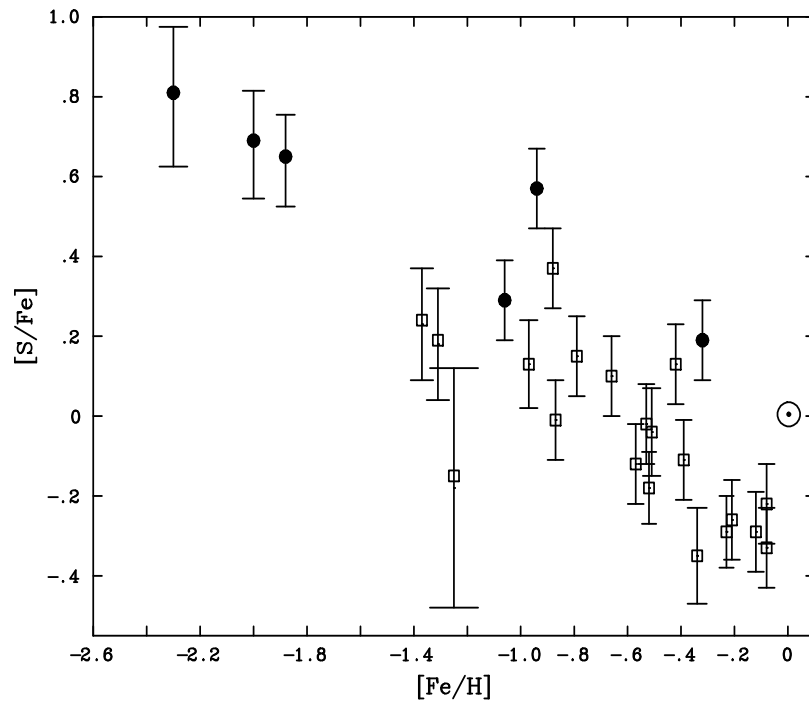


Fig. 3.— Sulphur abundances with respect to iron, derived from the near-IR Si I lines. Unfilled squares are the data from François (1987, 1988) and filled circles are new measurements. The sun is marked with the standard symbol. Upper limits for two very metal-poor stars are not plotted.