

Electrodynamic Structure of an Outer-Gap Accelerator: Implausibility of Super Goldreich-Julian Current

Kouichi Hirotani

NASA/Goddard Space Flight Center, Greenbelt, MD 20771
hirotani@hotaka.mtk.nao.ac.jp

and

Shinpei Shibata

Department of Physics, Yamagata University, Yamagata 990-8560, Japan
shibata@sci.kj.yamagata-u.ac.jp

ABSTRACT

We investigate a stationary pair production cascade in the outer magnetosphere of a spinning neutron star. The charge depletion due to global flows of charged particles, causes a large electric field along the magnetic field lines. Migratory electrons and/or positrons are accelerated by this field to radiate curvature gamma-rays, some of which collide with the X-rays to materialize as pairs in the gap. The replenished charges partially screen the electric field, which is self-consistently solved, together with the distribution functions of particles and gamma-rays. By solving the Vlasov equations describing this pair production cascade, we demonstrate the existence of a stationary gap in the outer magnetosphere of PSR B1055-52 for a wide range of current densities flowing in the accelerator: From sub to super Goldreich-Julian values. However, we find that the expected GeV spectrum becomes very soft if the current density exceeds the Goldreich-Julian value. We also demonstrate that the GeV spectrum softens with decreasing magnetic inclination and with increasing distance to this pulsar. We thus conclude that a sub-Goldreich-Julian current, a large magnetic inclination, and a small distance (500 pc, say) are plausible to account for EGRET observations. Furthermore, it is found that the TeV flux due to inverse Compton scatterings of infrared photons whose spectrum is inferred from the Rayleigh-Jeans side of the soft blackbody spectrum is much less than the observational upper limit.

Subject headings: gamma-rays: observations – gamma-rays: theory – magnetic fields
– pulsars: individual (B1055–52) – X-rays: galaxies

1. Introduction

The EGRET experiment on the Compton Gamma Ray Observatory has detected pulsed signals from seven rotation-powered pulsars (for Crab, Nolan et al. 1993, Fierro et al. 1998; for Vela, Kanbach et al. 1994, Fierro et al. 1998; for Geminga, Mayer-Hasselwander et al. 1994, Fierro et al. 1998; for PSR B1706–44, Thompson et al. 1996; for PSR B1046–58, Kaspi et al. 2000; for PSR B1055–52, Thompson et al. 1999; for PSR B1951+32, Ramanamurthy et al. 1995). The modulation of the γ -ray light curves at GeV energies testifies to the production of γ -ray radiation in the pulsar magnetospheres either at the polar cap (Harding, Tademaru, & Esposito 1978; Daugherty & Harding 1982, 1996; Michel 1991; Sturmer, Dermer, & Michel 1995; Shibata, Miyazaki, & Takahara 1998; Harding & Muslimov 1998; Zhang & Harding 2000), or at the vacuum gaps in the outer magnetosphere (e.g., Cheng, Ho, & Ruderman 1986a,b, hereafter CHRa,b). Both of these pictures have had some success in reproducing global properties of the observed emission. However, there is an important difference between these two models: An polar gap accelerator releases very little angular momenta, while outer gap one could radiate them efficiently. More specifically, the total angular momentum loss rate must equal the energy loss rate divided by the angular velocity of the star, implying an average location of energy loss on the light cylinder (Cohen & Treves 1972; Holloway 1977; Shibata 1995), of which distance from the rotation axis is given by

$$\varpi_{\text{LC}} = \frac{c}{\Omega}, \quad (1)$$

where Ω denotes the angular frequency of the neutron star, and c the speed of light.

On these grounds, the purpose here is to explore a little further into a model of an outer gap, which is located near the light cylinder. If the outer magnetosphere is filled with a plasma so that the space charge density is equal to the Goldreich-Julian density, $\rho_{\text{GJ}} \equiv -\Omega B_z / (2\pi c)$, then the field-aligned electric field vanishes, where B_z is the component of the magnetic field along the rotational axis. However, the depletion of charge in the Goldreich and Julian model in a region where it could not be resupplied, may cause a vacuum region to develop. Holloway (1973) pointed out the possibility that a region which lacks plasma is formed around the surface on which ρ_{GJ} changes its sign. Subsequently, CHRa,b developed

a version of an outer magnetospheric γ -ray emission zone in which acceleration in the Holloway gaps above the null surface, where B_z vanishes, brought particles to large Lorentz factors ($\sim 10^{7.5}$).

After CHRa,b, many outer-gap models have been proposed (Chiang & Romani 1992, 1994; Romani & Yadigaroglu 1995; Romani 1996; Zhang & Cheng 1997; Cheng, Ruderman & Zhang 2000). Their basic idea is as follows: A deviation of the charge density from ρ_{GJ} results in an electric field along the magnetic field, \mathbf{B} . If this electric field becomes strong enough to accelerate e^\pm pairs to ultrarelativistic energies, they could radiate γ -rays tangential to the curved \mathbf{B} field lines there. The curvature γ -rays may be converted into e^\pm pairs via two photon collisions. In order to keep a steady current flow and the charge density ρ_{GJ} in the regions outside the gap, the gap will grow until it is large enough and the electric field is strong enough to maintain a sufficient supply of charges to the rest of the open field line region. If the gap ends in a region where $\rho_{\text{GJ}} \neq 0$ and $\mathbf{E} \cdot \mathbf{B} \neq 0$, charges from the surrounding region may flow in through the end (or the boundary). If both boundaries are located on the null surface, pairs produced in the gap will replace the charge deficiency inside the gap, and finally the gap will be filled up. However, if a vacuum gap extends to the light cylinder, the charged particles created in the gap should escape from the magnetosphere, so the gap would not be quenched. Hence, stable outer gaps (if they exist) are those from the null surface to the light cylinder along the last-open field lines. In an outer gap, the inner boundary lies near the intersection of the null surface where ρ_{GJ} vanishes and the boundary of the closed field lines of the star on which the magnetospheric current does not exits.

Recently, solving the Vlasov equations that describe a stationary pair production cascade, Hirotani and Shibata (2001a,b, Papers VII and VIII) elucidated important characteristics of the particle acceleration zones in the outer magnetosphere. They demonstrated that a stationary gap does not extend between the null surface and the light cylinder. Rather, their width (W) along the field lines is adjusted so that a single particle emits copious γ -rays one of which materialize as a pair in the gap on average. The resultant W becomes about 5% of ϖ_{LC} in the case of the Crab pulsar. The produced pairs in the gap do not completely cancel the acceleration field, because the particles do not accumulate

at the gap boundaries. Outside of the gap, the particles flow away from the gap along the magnetic field lines as a part of the global current flow pattern. In another word, the remained, small-amplitude electric field along the magnetic field lines outside of the gap prevents the gap from quenching. Moreover, they demonstrated that the gap position is not fixed as considered in previous outer gap models. Their position shifts as the magnetospheric current flowing the gap changes. That is, if there is no particle injection across either of the boundaries, the gap is located around the null surface, as demonstrated in their earlier papers (Hirotaani & Shibata 1999a,b,c, Papers I, II, III; Hirotaani 2000a,b,c, Papers IV,V,VI; see also Beskin et al. 1992 and Hirotaani & Okamoto 1998 for a pair-production avalanche in a black-hole magnetosphere). However, the gap position shifts towards the light cylinder (or the star surface) if the injected particle flux across the inner (or the outer) boundary approaches the Goldreich-Julian value. In other words, the accelerator can be located at any place in the magnetosphere; their position is primarily constrained by the magnetospheric current.

In Papers VII and VIII, they examined the outer gaps formed in the magnetospheres of young or millisecond pulsars, assuming a sub-Goldreich-Julian particle injection across the boundaries. In this paper, we apply the same method to a middle-aged pulsar B1055-52 and demonstrate that a stationary gap is maintained even if the injected particle flux exceeds the Goldreich-Julian value, and that the possibility of such a large particle flux injection is ruled out if we compare the predicted γ -ray spectrum with observations.

In the next section, we formulate the basic equations describing the stationary pair production cascade in the outer magnetosphere. In § 3, we apply the method to a middle-aged pulsar, B 1055-52 and reveal that large magnetic inclination and a sub-Goldreich-Julian current are plausible for the outer-magnetospheric accelerator for this pulsar. In the final section, we compare the results with previous works.

2. Basic Equations

We first consider the continuity equations of particles in § 2.1, the γ -ray Boltzmann equations in § 2.2, and the Poisson equation for the electrostatic potential in § 2.3.

2.1. Particle Continuity Equations

Under the mono-energetic approximation, we simply assume that the electrostatic and the curvature-radiation-reaction forces cancel each other in the Boltzmann equations of particles. Then the spatial number density of positrons (e^+ 's) and electrons (e^- 's), $N_+(s)$ and $N_-(s)$, obey the following continuity equations:

$$\frac{\partial N_{\pm}}{\partial t} + \frac{\partial}{\partial \vec{x}} (\vec{v}_{\pm} N_{\pm}) = Q(\vec{x}), \quad (2)$$

where

$$Q(\vec{x}) \equiv \frac{1}{c} \int_0^{\infty} d\epsilon_{\gamma} [\eta_{p+} G_+ + \eta_{p-} G_-]. \quad (3)$$

Here, $G_+(\vec{x}, \epsilon_{\gamma})$ and $G_-(\vec{x}, \epsilon_{\gamma})$ refer to the distribution functions of outwardly and inwardly propagating γ -ray photons, respectively, having energy $m_e c^2 \epsilon_{\gamma}$; \vec{v}_+ (or \vec{v}_-) designates the velocity of the center of mass of e^+ 's (or e^- 's). The pair production rate for an outwardly propagating (or inwardly propagating) γ -ray photon to materialize as a pair per unit time is expressed by η_{p+} (or η_{p-}). For charge definiteness, we consider that a positive electric field arises in the gap. In this case, positrons (or electrons) are migrating outwardly (or inwardly).

Since gyration will be canceled out in \vec{v}_{\pm} , we obtain

$$\vec{v}_{\pm} = \pm c \cos \Phi \frac{\vec{B}}{B} + r \Omega \sin \theta \vec{e}_{\phi}, \quad (4)$$

where

$$\vec{e}_{\phi} \equiv \frac{1}{r \sin \theta} \frac{\partial}{\partial \phi} \quad (5)$$

is the azimuthal unit vector, $\Phi \equiv \sin^{-1}(r \Omega \sin \theta / c)$ is the projection angle of the three-dimensional particle velocity onto the poloidal plane, and $B \equiv |\vec{B}|$. Imposing the stationary condition $\partial_t + \Omega \partial_{\phi} = 0$, we obtain from equations (2) and (3)

$$\pm \vec{\nabla} \cdot \left(c \cos \Phi \frac{\vec{B}}{B} N_{\pm} \right) = \int_0^{\infty} d\epsilon_{\gamma} [\eta_{p+} G_+ + \eta_{p-} G_-]. \quad (6)$$

In this paper, we estimate Φ at the gap center such that

$$\Phi = \sin^{-1} \frac{r_{\text{cnt}} \Omega \sin \theta_{\text{cnt}}}{c}, \quad (7)$$

where r_{cnt} is the distance of the gap center from the star center, and θ_{cnt} is its colatitude angle. Utilizing

$\vec{\nabla} \cdot \vec{B} = 0$, and assuming that the toroidal bending is negligible in the sense that $|B_\phi| \ll B$, we obtain

$$\pm B \frac{d}{ds} \left(\frac{N_\pm}{B} \right) = \frac{1}{c \cos \Phi} \int_0^\infty d\epsilon_\gamma [\eta_{p+} G_+ + \eta_{p-} G_-]. \quad (8)$$

The pair production redistribution functions $\eta_{p\pm}$ can be defined as

$$\eta_{p\pm}(\epsilon_\gamma) = (1 - \mu_c) c \int_{\epsilon_{\text{th}}}^\infty d\epsilon_x \frac{dN_x}{d\epsilon_x} \sigma_p(\epsilon_\gamma, \epsilon_x, \mu_c), \quad (9)$$

where σ_p is the pair-production cross section and $\cos^{-1} \mu_c$ refers to the collision angle between the γ -rays and the X-rays with energy $m_e c^2 \epsilon_x$. X-ray number density between dimensionless energies ϵ_x and $\epsilon_x + d\epsilon_x$, is integrated over ϵ_x from the threshold energy $\epsilon_{\text{th}} \equiv 2(1 - \mu_c)^{-1} \epsilon_\gamma^{-1}$ to infinity.

To evaluate μ_c between the surface X-rays and the γ -rays, we must consider γ -ray's toroidal momenta due to the aberration of light. It should be noted that a γ -ray photon propagates in the instantaneous direction of the particle motion at the time of the emission. Therefore, evaluating the γ -ray toroidal velocity at the gap center, we obtain

$$\mu_c = \cos \Phi \cos \theta_{\text{pol}}, \quad (10)$$

where θ_{pol} is the collision angle between the surface X-rays and the curvature γ -rays, that is, the angle between the two vectors $(r_{\text{cnt}}, \theta_{\text{cnt}})$ and (B^r, B^θ) at the gap center. Therefore, the collision approaches head-on (or tail-on) for inwardly (or outwardly) propagating γ -rays, as the gap shifts towards the star.

2.2. Boltzmann Equations for Gamma-rays

Unlike the charged particles, γ -rays do not propagate along the magnetic field line at each point, because they preserve the directional information where they were emitted. However, to avoid complications, we simply assume that the outwardly (or inwardly) propagating γ -rays dilate (or constrict) at the same rate with the magnetic field; this assumption gives a good estimate when $W \ll \varpi_{\text{LC}}$ holds. Under this assumption, we obtain (Paper VI)

$$\pm B \frac{\partial}{\partial s} \left(\frac{G_\pm}{B} \right) = - \frac{\eta_{p\pm}}{c \cos \Phi} G_\pm + \frac{\eta_c}{c \cos \Phi} N_\pm, \quad (11)$$

where (e.g., Rybicki, Lightman 1979)

$$\eta_c \equiv \frac{\sqrt{3} e^2 \Gamma}{h R_C} \frac{1}{\epsilon_\gamma} F \left(\frac{\epsilon_\gamma}{\epsilon_c} \right), \quad (12)$$

$$\epsilon_c \equiv \frac{1}{m_e c^2} \frac{3}{4\pi} \frac{h c \Gamma^3}{R_C}, \quad (13)$$

$$F(u) \equiv u \int_u^\infty K_{5/3}(t) dt; \quad (14)$$

R_C is the curvature radius of the magnetic field lines and $K_{5/3}$ is the modified Bessel function of 5/3 order. The effect of the broad spectrum of curvature γ -rays is represented by the factor $F(\epsilon_\gamma/\epsilon_c)$ in equation (12). Γ refers to the particle Lorentz factor.

2.3. Poisson Equation

The real charge density $e(N_+ - N_-)$ appears in the Poisson equation for the non-rotational potential Ψ . Neglecting relativistic effects, we can write down the Poisson equation as follows:

$$-\nabla^2 \Psi = 4\pi \left[e(N_+ - N_-) + \frac{\Omega B_z}{2\pi c} \right], \quad (15)$$

where e designates the magnitude of the charge on an electron.

2.4. One-dimensional Analysis

As described at the end of § 3 in Paper VII, it is convenient to introduce the typical Debye scale length c/ω_p ,

$$\omega_p = \sqrt{\frac{4\pi e^2 \Omega B_{\text{cnt}}}{m_e} \frac{1}{2\pi c e}}, \quad (16)$$

where B_{cnt} represents the magnetic field strength at the gap center. The dimensionless coordinate variable then becomes

$$\xi \equiv (\omega_p/c)s. \quad (17)$$

By using such dimensionless quantities, and by assuming that the transfield thickness, D_\perp , of the gap is greater than W , we can rewrite the Poisson equation (15) into the following one-dimensional form (e.g., § 2 in Michel 1974):

$$E_\parallel = - \frac{d\psi}{d\xi}, \quad (18)$$

$$\frac{dE_\parallel}{d\xi} = - \frac{\psi}{\Delta_\perp^2} + \frac{B(\xi)}{B_{\text{cnt}}} [n_+(\xi) - n_-(\xi)] + \frac{B_z(\xi)}{B_{\text{cnt}}} \quad (19)$$

where $\psi(\xi) \equiv e\Psi(s)/(m_e c^2)$ and $\Delta_\perp \equiv (\omega_p/c)D_\perp$; the particle densities are normalized by the Goldreich-Julian value as

$$n_\pm(\xi) \equiv \frac{2\pi c e N_\pm}{\Omega B}. \quad (20)$$

We evaluate B_z/B at each point along the last-open field line, by using the Newtonian dipole field.

Let us introduce the following dimensionless γ -ray densities in the dimensionless energy interval between β_{i-1} and β_i :

$$g_{\pm}^i(\xi) \equiv \frac{2\pi ce}{\Omega B_{\text{cnt}}} \int_{\beta_{i-1}}^{\beta_i} d\epsilon_{\gamma} G_{\pm}(s, \epsilon_{\gamma}). \quad (21)$$

In this paper, we set $\beta_0 = 10^2$, which corresponds to the lowest γ -ray energy, 51.1 MeV. We divide the γ -ray spectra into 11 energy bins and put $\beta_1 = 10^{2.5}$, $\beta_2 = 10^3$, $\beta_3 = 10^{3.25}$, $\beta_4 = 10^{3.5}$, $\beta_5 = 10^{3.75}$, $\beta_6 = 10^4$, $\beta_7 = 10^{4.25}$, $\beta_8 = 10^{4.5}$, $\beta_9 = 10^{4.75}$, $\beta_{10} = 10^5$, $\beta_{11} = 10^{5.25}$. We can now rewrite the continuity equation (8) of particles into

$$\frac{dn_{\pm}}{d\xi} = \pm \frac{B_{\text{cnt}}}{B \cos \Phi} \sum_{i=1}^9 [\eta_{p+} g_{+}^i(\xi) + \eta_{p-} g_{-}^i(\xi)], \quad (22)$$

where the magnetic field strength, B , is evaluated at each ξ . The dimensionless redistribution functions $\eta_{p\pm}^i$ are evaluated at the central energy in each bin as

$$\eta_{p\pm}^i \equiv \frac{1}{\omega_p} \eta_{p\pm} \left(\frac{\beta_{i-1} + \beta_i}{2} \right). \quad (23)$$

A combination of equations (22) gives the current conservation law,

$$j_{\text{tot}} \equiv n_{+}(\xi) + n_{-}(\xi) = \text{constant for } \xi. \quad (24)$$

If $j_{\text{tot}} = 1$ holds, the current density per unit magnetic flux tube equals the Goldreich-Julian value, $\Omega/(2\pi)$.

The Boltzmann equations (11) for the γ -rays are integrated over ϵ_{γ} between dimensionless energies β_{i-1} and β_i to become

$$\frac{d}{d\xi} g_{\pm}^i = \frac{d}{d\xi} (\ln B) g_{\pm}^i \mp \frac{\eta_{p\pm}^i}{\cos \Phi} g_{\pm}^i \pm \frac{\eta_c^i B(\xi)}{B_{\text{cnt}} \cos \Phi} n_{\pm}, \quad (25)$$

where $i = 1, 2, \dots, m$ ($m = 9$) and

$$\eta_c^i \equiv \frac{\sqrt{3}e^2\Gamma}{\omega_p h R_c} \int_{\beta_{i-1}/\epsilon_c}^{\beta_i/\epsilon_c} du \int_u^{\infty} K_{\frac{5}{3}}(t) dt \quad (26)$$

is dimensionless.

Equating the electric force $e|d\Psi/dx|$ and the radiation reaction force, we obtain the saturated Lorentz factor at each point as

$$\Gamma_{\text{sat}} = \left(\frac{3R_c^2}{2e} \left| \frac{d\Psi}{ds} \right| + 1 \right)^{1/4}; \quad (27)$$

we compute the curvature radius R_c at each point for a Newtonian dipole magnetic field. In the case of middle-aged pulsars such as B1055-52, their less dense X-ray fields lead to a large pair-production mean free path for a γ -ray photon to materialize as a pair. To ensure that the Lorentz factor do not exceed the maximum attainable limit, $\psi(\xi_2)$, we compute Γ with

$$\frac{1}{\Gamma} = \sqrt{\frac{1}{\Gamma_{\text{sat}}^2} + \frac{1}{\psi^2(\xi_2)}}. \quad (28)$$

2.5. Boundary Conditions

We now consider the boundary conditions to solve the Vlasov equations (18), (19), (22), and (25). At the *inner* (starward) boundary ($\xi = \xi_1$), we impose (Paper VI)

$$E_{\parallel}(\xi_1) = 0, \quad (29)$$

$$\psi(\xi_1) = 0, \quad (30)$$

$$g_{+}^i(\xi_1) = 0 \quad (i = 1, 2, \dots, 9). \quad (31)$$

It is noteworthy that condition (29) is consistent with the stability condition at the plasma-vacuum interface if the electrically supported magnetospheric plasma is completely-charge-separated, i.e., if the plasma cloud at $\xi < \xi_1$ is composed of electrons alone (Krause-Polstorff & Michel 1985a,b; Smith et al. 2001). We assume that the Goldreich-Julian plasma gap boundary is stable with $E_{\parallel} = 0$ on the boundary, $\xi = \xi_1$.

Since positrons may flow into the gap at $\xi = \xi_1$ as a part of the global current pattern in the magnetosphere, we denote the positronic current per unit flux tube at $\xi = \xi_1$ as

$$n_{+}(\xi_1) = j_1, \quad (32)$$

which yields (eq. [24])

$$n_{-}(\xi_1) = j_{\text{tot}} - j_1. \quad (33)$$

At the *outer* boundary ($\xi = \xi_2$), we impose

$$E_{\parallel}(\xi_2) = 0, \quad (34)$$

$$g_{-}^i(\xi_2) = 0 \quad (i = 1, 2, \dots, 9), \quad (35)$$

$$n_{-}(\xi_2) = j_2. \quad (36)$$

The current density created in the gap per unit flux tube can be expressed as

$$j_{\text{gap}} = j_{\text{tot}} - j_1 - j_2. \quad (37)$$

We adopt j_{gap} , j_1 , and j_2 as the free parameters.

We have totally $2m + 6$ boundary conditions (29)–(36) for $2m + 4$ unknown functions Ψ , E_{\parallel} , n_{\pm} , g_{\pm}^i ($i = 1, 2, \dots, m$), where $m = 11$. Thus two extra boundary conditions must be compensated by making the positions of the boundaries ξ_1 and ξ_2 be free. The two free boundaries appear because $E_{\parallel} = 0$ is imposed at *both* the boundaries and because j_{gap} is externally imposed. In other words, the gap boundaries (ξ_1 and ξ_2) shift, if j_1 and/or j_2 varies.

It is worth mentioning that the gap width, W , is related with the X-ray field density as follows (for details, see Papers V, VII, and VIII):

$$W = \frac{\lambda_{\text{p}} j_{\text{gap}}}{N_{\gamma} j_{\text{tot}}}, \quad (38)$$

where λ_{p} refers to the pair production optical depth, and N_{γ} the expectation value of the γ -ray photons emitted by a single particle while it runs the gap. Equation (38) is automatically satisfied by the stationary Vlasov equations. The relation is useful when we interpret the variation of W . For example, for middle-aged pulsars, the X-ray field is much less dense compared with the magnetospheric X-ray field of young pulsars. We can therefore expect that the gap is more extended (i.e., W is greater) for middle-aged pulsars than the young pulsars, because the former's larger λ_{p} leads to a larger W , compared with the latter. We examine such features more accurately in the next section, by analyzing the Vlasov equations numerically under the boundary conditions (29)–(36).

3. Application to PSR B 1055-52

3.1. X-ray and Infrared Field

Combining ROSAT and ASCA data, Greiveldinger et al. (1996) reported that the X-ray spectrum consists of two components: a soft blackbody with $kT_{\text{s}} = 68$ eV and $A_{\text{s}} = 0.78A_{*}(d/0.5)^2$ and a hard blackbody with $kT_{\text{h}} = 320$ eV and $A_{\text{h}} = 2.5 \times 10^{-5}A_{*}(d/0.5)^2$, where d refers to the distance in kpc. Here, A_{s} and A_{h} indicate the observed emission area of soft and hard blackbody components, respectively; A_{*} expresses the area of the whole neutron star surface.

Mignani, Caraveo, and Bignami (1997) claimed that the blue/UV flux is consistent with an extrapolation of the soft, thermal part of the ROSAT X-ray spectrum. We thus compute the infrared flux from the Rayleigh-Jeans side of the soft X-ray spectrum

with $kT_{\text{s}} = 68$ eV and $A_{\text{s}} = 0.78A_{*}(d/0.5)^2$. This IR photon field is, in fact, so weak that the IC drag acting on a particle is negligibly small compared with the curvature drag, as the TeV/GeV flux ratio ($\ll 1$) indicates in the following subsections. Therefore, the Vlasov equations can be solved without the IR field (i.e., the pair-production rate can be computed only from the X-ray field). Once $E_{\parallel}(\xi)$, $n_{\pm}(\xi)$, and $g_{\pm}^i(\xi)$ are solved, we can passively compute the TeV spectrum.

3.2. Dependence on Injected Currents

Let us now substitute the X-ray field into equation (9) and solve the Vlasov equations by the method described in § 2. The explicit GeV and TeV spectra are computed by the method described in § 4 in Paper VII.

3.2.1. Equal Current Injection

We first consider the case when $j_1 = j_2$. In figure 1, we present the acceleration field,

$$-\frac{d\Psi}{ds} = \frac{\omega_{\text{p}} m_e c^2}{c e} E_{\parallel}, \quad (39)$$

for the four cases: $j_1 = j_2 = 0, 0.005, 0.05,$ and 2.0 , which are indicated by the solid, dashed, dash-dotted, and dotted curves, respectively. In the third case for instance, the positronic and electronic currents equally flow into the gap across the inner and outer boundaries at the rate $0.05\Omega/2\pi$ per unit magnetic flux tube (i.e., 5% of the typical Goldreich-Julian value). For all the four cases, we set $\alpha_i = 60^\circ$. Since the solution forms a ‘brim’ to disappear (fig. 2 in Hirovani & Okamoto 1998) if j_{gap} exceeds typically several percent, we adopt $j_{\text{gap}} = 0.01$ as the representative value. The abscissa designates the distance along the last-open field line and covers the range from the neutron star surface ($s = 0$) to the position where the distance equals $s = 0.35\varpi_{\text{LC}} = 3.29 \times 10^6$ m.

It follows from figure 1 that the gap is located around the null surface (where B_z vanishes), which is indicated by the downarrow. For $\alpha_i = 60^\circ$, $\Omega = 31.9 \text{ rad s}^{-1}$, the null surface is located at $s = 1.59 \times 10^6$ m from the star surface along the last-open field line. The conclusion that the gap is located around the null surface for $j_1 = j_2$, is consistent with what was obtained analytically in § 2.4 in Paper VII. We can also understand from figure 1 that W , and hence $-d\Psi/ds$ decreases with increasing $j_1 = j_2$. This

is because not only the produced particles in the gap (i.e., j_{gap}) but also the injected ones (i. e., $j_1 + j_2$) contribute to the γ -ray emission. Because of the efficient γ -ray emission due to the injected particles, a stationary pair-production cascade is maintained with a small pair-production optical depth W/λ_p , and hence a small W . It is noteworthy that W does not linearly decrease with $j_{\text{gap}}/j_{\text{tot}}$, by virtue of the ‘negative feedback effect’ due to the N_γ^{-1} factor; that is, the decrease in N_γ due to the reduced W partially cancel the original decrease in W . It may be noteworthy that $N_\gamma \propto WT \propto W^{3/2}$ holds (for details, see eqs. [8], [11], and [31] in Paper V, along with fig. 6 in Hirota & Okamoto 1998).

We present the γ -ray spectrum in figure 2; the curves correspond to the same cases as those in figure 1. In each case, outwardly propagating γ -ray flux is depicted, because it is greater than the inwardly propagating one. The observed fluxes are indicated by open circles and squares. It follows that the spectrum becomes soft as the injected current densities, $j_1 = j_2$, increase. This can be easily understood because $-d\Psi/ds$ decreases with increasing $j_1 = j_2$ (fig. 1). Even though solutions exist for super Goldreich-Julian currents (e.g., the dotted line in fig. 2), the predicted spectra become too soft to match the observations. On these grounds, we can conclude that *a sub-Goldreich-Julian current density is preferable for us to account for the observed spectrum.*

3.2.2. Current Injection across Outer Boundary

We next consider the case when the gap is shifted towards the star surface by virtue of the particle injection across the outer boundary. In figure 3, we present $-d\Psi/ds$ for vanishing j_1 ; the solid, dashed, and dotted curves represent the cases of $(j_1, j_2) = (0, 0)$, $(0, 0.25)$, and $(0, 0.391)$, respectively. For all the three cases, we set $\alpha_i = 60^\circ$ and $j_{\text{gap}} = 0.01$. The abscissa covers the range from $s = 0$ to $s = 0.35\varpi_{\text{LC}}$. There is no solution above $j_2 > 0.391$, because $-d\Psi/ds$ distribution forms a brim at the inner boundary at this critical value.

It follows from the figure that the gap position shifts inwards as j_2 increases. For example, the gap center position shifts from $0.225\varpi_{\text{LC}}$ for $j_2 = 0$ (solid curve) to $0.049\varpi_{\text{LC}}$ and $0.0084\varpi_{\text{LC}}$ for $j_2 = 0.25$ (dashed) and $j_2 = 0.391$ (dotted), respectively, from the star surface along the last-open field line. In addition, W decreases significantly as the gap shifts inwards. This is because both the factors $j_{\text{gap}}/j_{\text{tot}}$ and

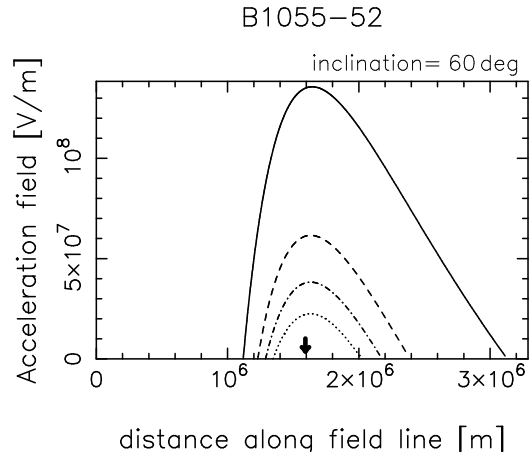


Fig. 1.— Distribution of the acceleration field, $-d\Psi/ds$, for PSR B1055-52 for $\alpha_i = 60^\circ$. The solid, dashed, dash-dotted, and dotted curves correspond to the cases of $(j_{\text{gap}}, j_1, j_2) = (0.01, 0, 0)$, $(0.01, 0.005, 0.005)$, $(0.01, 0.05, 0.05)$, and $(0.01, 2, 2)$, respectively. The downarrow indicates the position of the null surface, where B_z vanishes.

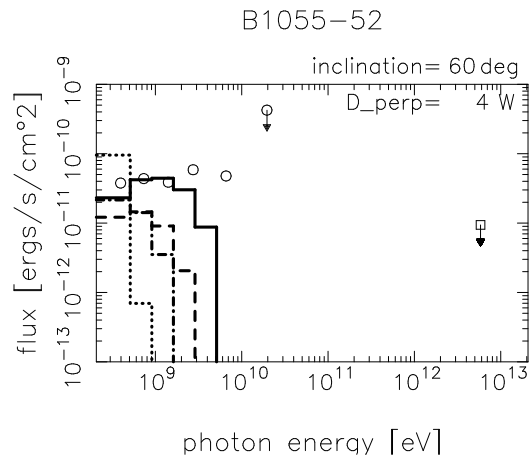


Fig. 2.— Expected pulsed γ -ray spectra from PSR B1055-52 for $\alpha_i = 60^\circ$ and $j_{\text{gap}} = 0.01$. The four curves correspond to the same cases as presented in fig. 1. In each case, the larger flux for either the inwardly or the outwardly propagating γ -rays is depicted.

λ_p decreases in equation (38). For details, see § 6.1 in Paper VII.

Let us now consider the Lorentz factor. As the maximum value in the gap, we obtain 3.0×10^7 for $j_2 = 0$ (solid curve), whereas 8.7×10^6 for $j_2 = 0.391$ (dotted one). That is, in the latter case, Γ reduces significantly even though the maximum of $-d\Psi/ds$ is greater than the former. This is because the particles' motion becomes unsaturated due to the reduced W . Therefore, the mono-energetic approximation is no longer valid for the dotted curve in figure 3.

The emitted spectra are presented in figure 4. Because the Lorentz factor decreases as j_2 increases, the spectrum becomes soft as the gap shifts inwards. For the dotted curve, the spectrum would be further softened from figure 4, if we considered the unsaturated effect of particle motion. We can therefore conclude that the gap should not be located well inside of the null surface for $\alpha_i \approx 60^\circ$, so that the predicted GeV spectrum may not be significantly inconsistent with observations.

3.2.3. Current Injection across Inner Boundary

Let us consider the case when the gap shifts towards the light cylinder, as a result of the particle injection across the inner boundary. In figure 5, we present $-d\Psi/ds$ for vanishing j_2 ; the solid, dashed, dash-dotted, and dotted curves represent the cases of $(j_1, j_2) = (0, 0)$, $(0.25, 0)$, $(0.5, 0)$, and $(0.585, 0)$, respectively. For all the four cases, we set $\alpha_i = 60^\circ$ and $j_{\text{gap}} = 0.01$. The abscissa covers the range from $s = 0$ to $s = 1.3\varpi_{\text{LC}}$. There is no solution above $j_1 > 0.585$, because $-d\Psi/ds$ distribution forms a brim at the outer boundary at this critical value.

It follows from the figure that the gap shifts outwards as j_1 increases. For example, the gap center is located at $s = s_{\text{cnt}} \equiv (s_1 + s_2)/2 = 0.225\varpi_{\text{LC}}$ for $j_1 = 0$ (solid curve), while it shifts to the position $s = 0.526\varpi_{\text{LC}}$ and $s = 0.854\varpi_{\text{LC}}$ for $j_1 = 0.25$ (dashed) and $j_1 = 0.5$ (dash-dotted), respectively. In addition, W increases as the gap shifts outwards. This is because the diluted X-ray field at the outer part of the gap increases λ_p (see eq. [38]). The increase of W with increasing j_1 , however, does not mean that $-d\Psi/ds$ increases with j_1 . This is because the small $|\rho_{\text{GJ}}| \propto |B_z| \sim r^{-3}$ at larger distance from the star results in a small $|d(-d\Psi/ds)/ds|$ in the Poisson equation (15).

The emitted spectra are presented in figure 6.

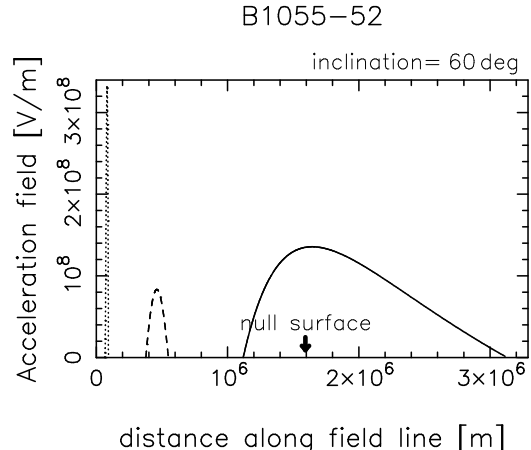


Fig. 3.— Distribution of $-d\Psi/ds$ for PSR B1055-52 for $\alpha_i = 60^\circ$. The solid, dashed, and dotted curves correspond to the cases of $(j_{\text{gap}}, j_1, j_2) = (0.01, 0, 0)$, $(0.01, 0, 0.25)$, and $(0.01, 0, 0.391)$, respectively.

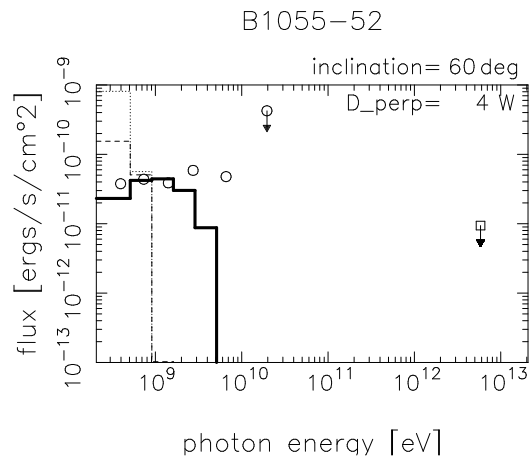


Fig. 4.— Expected pulsed γ -ray spectra from PSR B1055-52 for $\alpha_i = 60^\circ$, $j_{\text{gap}} = 0.01$, and $j_1 = 0$. The four curves correspond to the same cases as presented in fig. 3. In each case, the larger flux for either the inwardly or the outwardly propagating γ -rays is depicted. If the curve is thick (or thin), it means that the outwardly (or inwardly) propagating γ -ray flux is greater than the other.

The curvature spectrum becomes the hardest for $(j_1, j_2) = (0, 0)$ of the four cases, because $-d\Psi/ds$ becomes large by virtue of the strong magnetic field at relatively small distance from the star. It follows from the solid and dashed curves in figures 4 and 6 that the spectrum does not soften very rapidly when j_1 increases (fig. 6) compared with the case when j_2 increases (fig. 4). This is because W increases with increasing j_1 (fig. 5), while it significantly decreases with increasing j_2 (fig. 3).

Let us summarize the main points that have been made in §§ 3.2.1–3.2.3. The curvature spectrum becomes the hardest when $j_1 = j_2 = 0$. In this case, the gap is located close to the null surface, where B_z vanishes.

3.3. Dependence on Inclination

It has been revealed that the γ -ray spectrum becomes hardest when the injected current is small (say, when $j_1 \sim j_2 \sim 0$) and that the EGRET spectrum cannot be explained for $\alpha_i = 60^\circ$ (as the solid line in figs. 2, 4, or 6 indicates). Since the γ -ray energies are predicted to increase with increasing α_i in Paper V, we examine in this section whether the EGRET pulsed flux around 6 GeV can be explained if consider a larger α_i . In figures 7 and 8, we present the acceleration fields and the expected spectra for $\alpha_i = 80^\circ, 75^\circ, 60^\circ$, and 45° as the dash-dotted, dashed, solid, and dotted lines. The current densities are chosen as $j_{\text{gap}} = 0.01$, $j_1 = j_2 = 0$. In each case, the outwardly propagating γ -ray flux is depicted, because it is greater than the inwardly propagating one.

It follows from figure 8 that a large inclination angle (75° or greater) is preferable to explain the γ -ray spectrum around 6 GeV. The reasons are fourfold (see also § 6.2 in Paper VII):

- The distance of the null surface from the star decreases with increasing α_i .
- The magnetic field strength, and hence the Goldreich-Julian charge density, $\Omega B_z / (2\pi c)$, in the gap increases as the distance from the star decreases.
- It follows from the Poisson equation (15) that the derivative of $-d\Psi/ds$ (i.e., $-d^2\Psi/ds^2$) increases with increasing B_z (i.e., with decreasing distance from the star).
- By virtue of this increasing derivative, the acceleration field, $-d\Psi/ds$, at the gap center increases. We may notice here that W does not decrease very rapidly with increasing α_i , because of the ‘negative’ feedback effect due to the N_γ factor in equation (38).

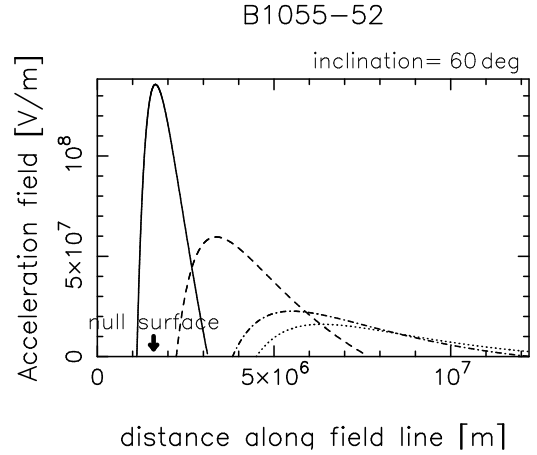


Fig. 5.— Distribution of $-d\Psi/ds$ for PSR B1055-52 for $\alpha_i = 60^\circ$. The solid, dashed, dash-dotted, and dotted curves correspond to the cases of $(j_{\text{gap}}, j_1, j_2) = (0.01, 0, 0)$, $(0.01, 0.25, 0)$, $(0.01, 0.5, 0)$, and $(0.01, 0.585, 0)$, respectively.

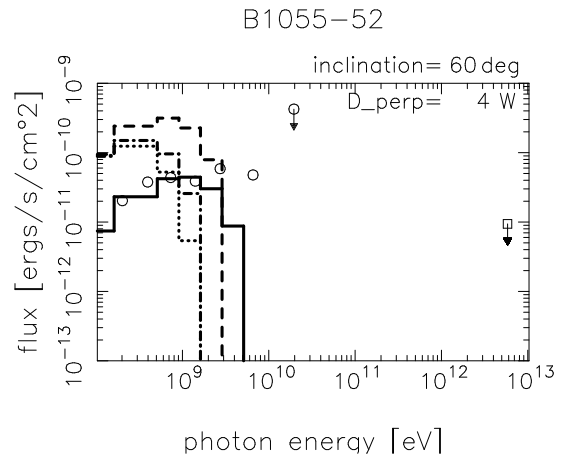


Fig. 6.— Expected pulsed γ -ray spectra from PSR B1055-52 for $\alpha_i = 60^\circ$, $j_{\text{gap}} = 0.01$, and $j_2 = 0$. The solid, dashed, dash-dotted, and dotted curves correspond to the cases of $j_1 = 0, 0.25, 0.5$, and 0.5847 , respectively. In each case, the larger flux for either the inwardly or the outwardly propagating γ -rays is depicted. If the curve is thick (or thin), it means that the outwardly (or inwardly) propagating γ -ray flux is greater than the other.

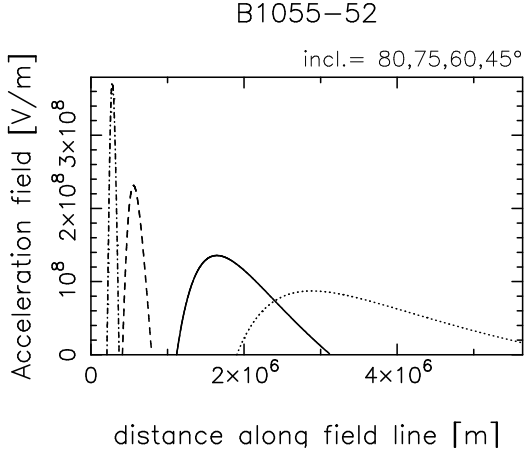


Fig. 7.— Distribution of $-d\Psi/ds$ for PSR B1055-52 for $\alpha_i = 80^\circ$ (dash-dotted), 75° (dashed), 60° (solid), and 45° (dotted). The current densities are fixed as $j_{\text{gap}} = 0.01$ and $j_1 = j_2 = 0$; therefore, the peak of each curve corresponds to the null surface for each inclination.

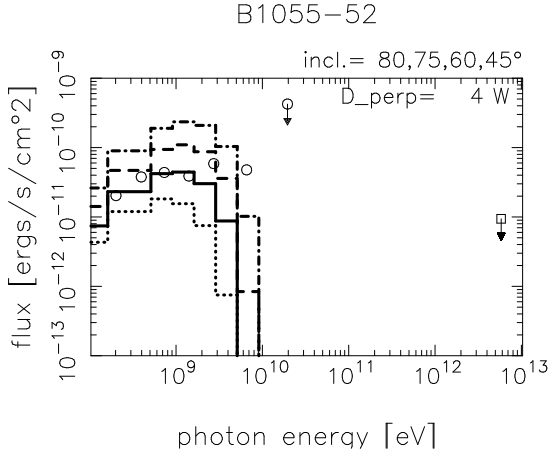


Fig. 8.— Expected pulsed γ -ray spectra from PSR B1055-52 for 45° (dotted), 60° (solid), 75° (dashed), and 80° (dash-dotted). The current densities are fixed as $j_{\text{gap}} = 0.01$ and $j_1 = j_2 = 0$. In all the four cases, outwardly propagating fluxes are greater than (or dominate) the inwardly propagating ones.

As a result of this increased $-d\Psi/ds$, the spectrum becomes hard for a large α_i .

It is worth noting that the Tev flux is always negligibly small compared with the observational upper limit. This is because the infrared flux, which is deduced from the Rayleigh-Jeans side of the soft surface blackbody spectrum, declines sharply as ν^2 at small frequency, $h\nu \ll kT_s$.

3.4. Dependence on Distance

We have assumed that the distance is 0.5 kpc so that the observed area of the soft blackbody emission, $A_s = 0.78A_*(d/0.5\text{kpc})^2$, may be less than A_* . In this section, we consider the case when the distance is 1.5 kpc, as indicated by Taylor, Manchester and Lyne (1993), and compare the results with $d = 0.5$ kpc case.

In figure 9, we present the resultant spectra for $\alpha_i = 80^\circ$, $j_{\text{gap}} = 0.01$, and $j_1 = j_2 = 0$. The solid (or dashed) line represents the γ -ray spectrum when the distance is 0.5 kpc (or 1.5 kpc). The normalization is adjusted by the fluxes below 0.5 GeV; $D_\perp = 2.3W$ (or $7.7W$) is assumed for $d = 0.5$ kpc (or 1.5 kpc). It is clear from figure 9 that the GeV spectrum becomes hard if we assume a smaller distance, d .

The conclusion that a small distance to this pulsar is preferable, is derived, because the less dense X-ray field for a smaller d results in a larger λ_p in equation (38), and hence in a larger W and the acceleration field, $-d\Psi/ds$. However, the solution does not vary so much if the X-ray density increases $(1.5\text{kpc}/0.5\text{kpc})^2 = 9$ times. This is due to the ‘negative feedback effect’ caused by the N_γ^{-1} factor in equation (38); that is, the increase of W is substantially canceled by the increase of N_γ , which is proportional to the product of the curvature-radiation rate of a particle per unit length and W . In other words, the solution exists for a wide range of parameters and does not change very much if the variation of the X-ray field density is within one order of magnitude.

4. Discussion

In summary, we have developed a one-dimensional model for an outer-gap accelerator in the magnetosphere of a rotation-powered pulsar. Solving the Vlasov equations that describe a stationary pair-production cascade, we revealed that the accelerator shifts towards the star surface (or the light cylinder) as the particle injection rate across the outer (or inner) boundary approaches the Goldreich-Julian value.

Applying this theory to a middle-aged pulsar, B1055-52, we find that stationary solutions exist for a wide range of parameters such as the injected currents, magnetic inclination, and the distance to the pulsar. Comparing the expected spectrum with ERGET observations, we conclude that a sub Goldreich-Julian current density, a large magnetic inclination, and a small distance (500 pc, say) are preferable for this pulsar.

4.1. Magnetospheric Current Distribution

As demonstrated in § 6.3 in Paper VII, the spin-down luminosity of a rotation-powered pulsar becomes (see § 6.3 in Paper VII)

$$\dot{E}_{\text{rot}} \sim j_{\text{tot}} f_{\text{active}}^2 \frac{\Omega^4 \mu_{\text{m}}^2}{c^3}, \quad (40)$$

where μ_{m} is the neutron star's magnetic dipole moment; f_{active} represents the ratio of magnetic fluxes along which currents are flowing and those that are open. For PSR B1055-52, $\Omega^4 \mu_{\text{m}}^2 / c^3 = 10^{34.64} \text{ergs s}^{-1}$. If all the open field lines are active (i.e., $f_{\text{active}} = 1$), $j_{\text{tot}} \sim 1$ is required so that the observed spin-down luminosity $10^{34.48} \text{ergs s}^{-1}$ may be realized. If a small fraction of open field lines are active (i.e., $f_{\text{active}} \ll 1$), a super-Goldreich-Julian current (i.e., $j_{\text{tot}} \gg 1$) is required.

However, our outer-gap model requires (and, in fact, previous outer-gap models assume) $j_{\text{tot}} \ll 1$. Thus the deficient current must flow along the open field lines that are not threading the accelerator.

4.2. Comparison with Previous Works

Let us compare the present methods and results with Paper V. In the present paper, E_{\parallel} , $N_{\pm}(s)$, and $G_{\pm}(s, \epsilon_{\gamma})$ were solved from the Vlasov equations for a non-vacuum gap, while in Paper V only E_{\parallel} field was solved from the Poisson equation for a vacuum gap, with the aid of the 'closure condition' (38), where $j_{\text{gap}} = j_{\text{tot}}$ was assumed. Since the condition (38) is automatically satisfied by the Vlasov equations, the electrodynamics solved in this paper (e.g., W , E_{\parallel}) are essentially the same with Paper V, provided that the gap is nearly vacuum (i.e., $j_{\text{tot}} \ll 1$). For example, the peak energy of curvature radiation is predicted to be about 1 GeV for $\alpha_i = 45^\circ$ in Paper V, which is comparable with the νF_{ν} peak of the dotted line in figure 8. It also follows from figure 8 that the peak energy does not strongly depend on α_i ; this conclu-

sion is consistent with what was obtained for middle-aged pulsars in Paper V (see table 3). In the present paper, we can more accurately predict the γ -ray spectrum, which is divided into 11 energy bins, compared with the gray approximation adopted in Paper V. For example, the γ -ray spectrum is predicted to decline very sharply above 10 GeV (fig. 8) even for a large α_i ($\sim 75^\circ$, say).

We finally compare the present work with the numerical simulation performed by Smith et al. (2001), who examined equilibrium charge distributions in the magnetosphere of an aligned rotator. In the first place, they demonstrated that the Goldreich-Julian charge distribution is unstable and collapses to form a polar dome containing plasma of one charge and an equatorial belt containing plasma of the other sign: $\mathbf{E} \cdot \mathbf{B} = \mathbf{0}$ inside both of them. These are separated by a vacuum gap in which $\mathbf{E} \cdot \mathbf{B} \neq \mathbf{0}$ holds. To apply the theory developed in the present paper to the case when the Goldreich-Julian charge distribution breaks down, we must modify the Poisson equation (15) (or eqs. [18] and [eq:basic-2]) so that the electric field caused by the charges in the dome and the belt may be taken into account.

In the second place, Smith et al. (2001) demonstrated that the creation of electron-positron pairs in the gap between the dome and the belt reduces the value of $\mathbf{E} \cdot \mathbf{B}$ in the gap so that it turns off at last. This is because the charges are attracted to regions of the same sign, following the closed field lines, and increasingly filling the magnetosphere. Instead, as considered in the present paper, if pairs are created in the open field line region, we may expect global flows of charged particles and hence a stationary pair production cascade in the magnetosphere of a spinning neutron star. If we extend the work by Smith et al (2001) into oblique rotators and apply the present method to the gap, we may construct a stationary magnetospheric model with pair production cascade under the existence of global currents. There is room for further investigation on this issue.

One of the authors (K. H.) wishes to express his gratitude to Drs. Y. Saito and A. K. Harding for valuable advice. He also thanks the Astronomical Data Analysis Center of National Astronomical Observatory, Japan for the use of workstations.

REFERENCES

- Beskin, V. S., Istomin, Ya. N., Par'ev, V. I. 1992, *Sov. Astron.* 36(6), 642
- Cheng, K. S., Ho, C., Ruderman, M., 1986a *ApJ*, 300, 500
- Cheng, K. S., Ho, C., Ruderman, M., 1986b *ApJ*, 300, 522
- Cheng, K. S., Ruderman, M., Zhang, L. 2000, *ApJ*, 537, 964
- Chiang, J., Romani, R. W. 1992, *ApJ*, 400, 629
- Chiang, J., Romani, R. W. 1994, *ApJ*, 436, 754
- Daugherty, J. K., Harding, A. K. 1982, *ApJ*, 252, 337
- Daugherty, J. K., Harding, A. K. 1996, *ApJ*, 458, 278
- Harding, A. K., Tademaru, E., Esposito, L. S. 1978, *ApJ*, 225, 226
- Harding, A. K., Muslimov, A. G. *ApJ*, 508, 328
- Fierro, J. M., Michelson, P. F., Nolan, P. L., Thompson, D. J., 1998, *ApJ* 494, 734
- Greiveldinger, C., Camerini, U., Fry, W., Markwardt, C. B., Ogelman, H., Safi-Harb, S., Finley, J. P., Tsuruta, S. 1996, *ApJ* 465, L35
- Hirovani, K. 2000a, *MNRAS* 317, 225 (Paper IV)
- Hirovani, K. 2000c, *PASJ* 52, 645 (Paper VI)
- Hirovani, K. 2001, *ApJ* 549, 495 (Paper V)
- Hirovani, K. Okamoto, I., 1998, *ApJ*, 497, 563
- Hirovani, K. Shibata, S., 1999a, *MNRAS* 308, 54 (Paper I)
- Hirovani, K. Shibata, S., 1999b, *MNRAS* 308, 67 (Paper II)
- Hirovani, K. Shibata, S., 1999c, *PASJ* 51, 683 (Paper III)
- Hirovani, K. Shibata, S., 2001, *MNRAS* in press (Paper VIII)
- Hirovani, K. Shibata, S., 2001, accepted to *ApJ* (Paper VII, astro-ph/0101498)
- Kanbach, G., Arzoumanian, Z., Bertsch, D. L., Brazier, K. T. S., Chiang, J., Fichtel, C. E., Fierro, J. M., Hartman, R. C., et al. 1994, *A & A* 289, 855
- Kaspi, V. M., Lackey, J. R., Manchester, R. N., Bailes, M., Pace, R. 2000, *ApJ* 528, 445
- Krause-Polstorff, J., Michel, F. C. 1985a *MNRAS* 213, 43
- Krause-Polstorff, J., Michel, F. C. 1985b *A & A*, 144, 72
- Manchester, R. N., Mar, D. P., Lyne, A. G., Kaspi, V. M., Johnston, S. 1993, *ApJ* 403, L29
- Mayer-Hasselwander, H. A., Bertsch, D. L., Brazier, T. S., Chiang, J., Fichtel, C. E., Fierro, J. M., Hartman, R. C., Hunter, S. D. 1994, *ApJ* 421, 276
- Michel, F. C., 1974, *ApJ*, 192, 713
- Michel, F. C., 1991, *ApJ*, 383, 808
- Mignani, R., Caraveo, P. A., Bignami, G. F. 1997, *ApJ* 474, L51
- Moffett, D. A., Hankins, T. H. 1996, *ApJ* 468, 779
- Nel, H. I., De Jager, O. C., Raubenheimer, B. C., Brink, C., Meintjes, P. J., Nortt, A. R. 1993, *ApJ* 418, 836
- Nolan, P. L., Arzoumanian, Z., Bertsch, D. L., Chiang, J., Fichtel, C. E., Fierro, J. M., Hartman, R. C., Hunter, S. D., et al. 1993, *ApJ* 409, 697
- Percival, J. W., et al. 1993, *ApJ* 407, 276
- Ramanamurthy, P. V., Bertsch, D. L., Dingus, L., Esposito, J. A., Fierro, J. M., Fichtel, C. E., Hunter, S. D., Kanbach, G., et al. 1995, *ApJ* 447, L109
- Romani, R. W. 1996, *ApJ*, 470, 469
- Romani, R. W., Yadigaroglu, I. A. *ApJ* 438, 314
- Sako, T., Matsubara, Y., Muraki, Y., Ramanamurthy, R. V., Dazeley, S. A., Edwards, P. G., Gunji, S., Hara, T. et al. 2000, *ApJ* 537, 422
- Shibata, S. 1995, *MNRAS* 276, 537
- Shibata, S., Miyazaki, J., Takahara, F. 1998, *MNRAS* 295, L53
- Smith, I. A., Michel, F. C., Thacker, P. D. 2001, *MNRAS* 232, 209
- Sturmer, S. J., Dermer, C. D., Michel, F. C. 1995, *ApJ* 445, 736
- Taylor, J. H., Manchester, R. N., Lyne, A. G. 1993, *ApJS* 88, 529
- Thompson, D. J., Bailes, M., Bertsch, D. L., Esposito, J. A., Fichtel, C. E., Harding, A. K., Hartman, R. C., Hunter, S. D. 1996, *ApJ* 465, 385
- Thompson, D. J., Bailes, M., Bertsch, D. L., Cordes, J., D'Amico, N., Esposito, J. A., Finley, J., Hartman, R. C., et al. 1999, *ApJ* 516, 297
- Zhang, L. Cheng, K. S. 1997, *ApJ* 487, 370

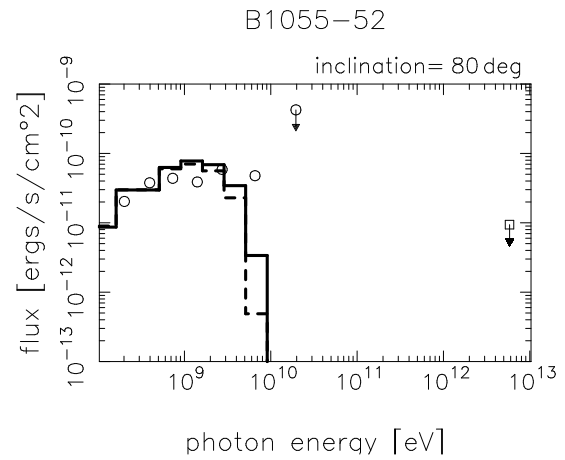


Fig. 9.— Expected pulsed γ -ray spectra from PSR B1055-52 for $\alpha_i = 80^\circ$, $j_{\text{gap}} = 0.01$, and $j_1 = j_2 = 0$. The solid (or dashed) line represents the γ -ray spectrum when the distance is 0.5 kpc (or 1.5 kpc).