

New CMBR data and the cosmic neutrino background

Steen Hannestad

NORDITA, Blegdamsvej 17, DK-2100 Copenhagen, Denmark

(October 30, 2018)

New precision Cosmic Microwave Background Radiation (CMBR) anisotropy data are beginning to constrain physics beyond the standard model, for example in the form of additional light particle species. These constraints are complementary to what can be obtained from big bang nucleosynthesis (BBN) considerations because they apply to much later times. We derive a constraint on the equivalent number of neutrino species, N_ν , from the presently available data. Specifically we analyse two different CMBR data sets to test the robustness of our results. Analyzing only CMBR data yields an upper bound of $N_\nu \lesssim 17$ (95% confidence). Adding large scale structure (LSS) data from the PSC-z survey tightens the upper bound slightly. However, the addition of LSS data gives a non-trivial *lower* bound of $N_\nu \geq 1.5/2.5$ (95% confidence) for the two data sets. This is the first independent indication of the presence of the cosmological neutrino background which is predicted by the standard model, and seen in big bang nucleosynthesis. The value $N_\nu = 0$ is disfavoured at 3σ and 4σ for the two data sets respectively.

PACS numbers: 98.70.Vc, 14.60.St, 13.35.Hb

I. INTRODUCTION

Precision measurements of the anisotropy in the Cosmic Microwave Background Radiation (CMBR) have recently begun to probe cosmology with high precision. The measurements have delivered remarkably strong support for inflation for the standard inflationary paradigm, i.e. a flat geometry and a initial fluctuation power spectrum which is close to scale invariant. Because of the high precision of the current measurement it is also possible to probe various other parameters of the standard model. In the present paper we study the current limits on the relativistic energy density during recombination. The energy density is usually parameterized in terms of N_ν , the equivalent number of standard model neutrino species

$$N_\nu \equiv \frac{\rho}{\rho_{\nu_0}}. \quad (1)$$

The standard model prediction is $N_\nu \simeq 3.04$, where the 0.04 comes from the fact that neutrinos are not completely decoupled during the electron-positron annihilation in the early universe [1].

BBN considerations give the bound [2]

$$2 \leq N_{\nu, \text{BBN}} \leq 4 \quad (95\% \text{ confidence}) \quad (2)$$

A bound on this parameter has been derived previously from CMBR data [3–6]. However, it was pointed out by Kneller et al. [7] that the bound is quite sensitive to assumptions about other cosmological parameters.

In the present paper we discuss in detail degeneracies between N_ν and various other cosmological parameters, particularly the Hubble parameter, H_0 . Using two different compiled data sets we derive bounds on N_ν . We

then go on to discuss the influence of including data from large scale structure surveys. It turns out that including LSS data significantly narrows the allowed region for N_ν .

Apart from providing a fairly robust upper limit on N_ν , the main result of the present paper is that the cosmic neutrino background has been detected at more than the 3σ level (i.e. $N_\nu = 0$ is disallowed at the 99.7% level). The presence of the neutrino background is also detected by big bang nucleosynthesis data (see Eq. (2)). However, this is the first independent cosmological detection. The standard model value $N_\nu = 3$ is in all cases within 2σ of the maximum of the likelihood function, so there is no evidence for deviations from the standard model in the present data.

II. CMBR DATA ANALYSIS

Several data sets of high precision are now publicly available. In addition to the COBE [8] data for small l there are data from BOOMERANG [9], MAXIMA [10], DASI [11] and several other experiments [12,13]. Wang, Tegmark and Zaldarriaga [12] (hereafter WTZ) have compiled a combined data set from all these available data, including calibration errors. In order to test the robustness of our results, we do the analysis of N_ν for two different data sets. The first is the combined data of WTZ. The other consists of the COBE and Boomerang data, including the quoted calibration error of Boomerang [9]. This second data set avoids possible systematics in the compiled data set. However, the final result for N_ν is practically the same for both data sets.

The CMBR fluctuations are usually described in terms of the power spectrum, which is again expressed in terms of C_l coefficients as $l(l+1)C_l$, where

$$C_l \equiv \langle |a_{lm}|^2 \rangle. \quad (3)$$

The a_{lm} coefficients are given in terms of the actual temperature fluctuations as

$$T(\theta, \phi) = \sum_{lm} a_{lm} Y_{lm}(\theta, \phi). \quad (4)$$

Given a set of experimental measurements, the likelihood function is

$$\mathcal{L}(\Theta) \propto \exp\left(-\frac{1}{2}x^\dagger [C(\Theta)^{-1}]x\right), \quad (5)$$

where $\Theta = (\Omega, \Omega_b, H_0, n, \tau, \dots)$ is a vector describing the given point in parameter space. x is a vector containing all the data points and $C(\Theta)$ is the data covariance matrix. This applies when the errors are Gaussian. If we also assume that the errors are uncorrelated, this can be reduced to the simple expression, $\mathcal{L} \propto e^{-\chi^2/2}$, where

$$\chi^2 = \sum_{i=1}^{N_{\max}} \frac{(C_{l,\text{obs}} - C_{l,\text{theory}})_i^2}{\sigma(C_l)_i^2}, \quad (6)$$

is a χ^2 -statistics and N_{\max} is the number of power spectrum data points [14]. In the present letter we use Eq. (6) for calculating χ^2 .

The procedure is then to calculate the likelihood function over the space of cosmological parameters. The 1D likelihood function for N_ν is obtained by keeping N_ν fixed and maximizing \mathcal{L} over the remaining parameter space.

As free parameters in the likelihood analysis we use Ω_m , the matter density, Ω_b , the baryon density, H_0 , the Hubble parameter, n , the scalar spectral index, τ , the optical depth to reionization, and Q the overall normalization of the data. When large scale structure constraints are included we also use b , the normalization of the matter power spectrum, as a free parameter. This means that we treat Q and b as free and uncorrelated parameters. This is very conservative and eliminates any possible systematics involved in determining the bias parameter. We constrain the analysis to flat ($\Omega_m + \Omega_\Lambda = 1$) models, and we assume that the tensor mode contribution is negligible. These assumptions are compatible with analyses of the present data [12], and relaxing them do not have a big effect on the final results. For maximizing the likelihood function we use a simulated annealing method, as described in Ref. [15].

A. Priors

As was shown by Kneller et al. [7], different priors can significantly bias the derived confidence interval for N_ν . We therefore test the effect of different priors on the final result. Table I shows the different priors used. In the “weak” prior the only important constraint is

that $0.4 \leq h \leq 0.9$ ($h \equiv H_0/(100 \text{ km s}^{-1} \text{ Mpc}^{-1})$). For the H_0 +BBN prior we use the constraint $H_0 = 72 \pm 8 \text{ km s}^{-1} \text{ Mpc}^{-1}$ from the HST Hubble key project [16] (the constraint is added assuming a Gaussian distribution) and the constraint $\Omega_b h^2 = 0.020 \pm 0.002$ from BBN [17]. Finally, in the H_0 +BBN+LSS case, we add data from the PSC-z survey [18] to the data analysis.

The neutrino density is to some extent degenerate with other parameters, particularly with the Hubble parameter. Increasing the Hubble parameter allows for more neutrino species. In the same manner, decreasing n or $\Omega_b h^2$ allows for more relativistic energy density. However, N_ν is only slightly degenerate with these parameters.

In Fig. 1 we show the likelihood functions for the two different data sets, assuming different priors. In the lower panels we show values of other parameters for the best fits. From this, it is evident that with only a weak prior on H_0 , a large N_ν can be compensated by increasing H_0 . As soon as the HST Hubble key project prior on H_0 is added, the large values of N_ν are no longer allowed.

From this figure it can also be seen that there is very little degeneracy between N_ν and $n, \Omega_b h^2$. Furthermore, the present data is entirely compatible with the BBN prior on $\Omega_b h^2$ (as can also be seen in Fig. 1). Therefore, adding the BBN prior does not significantly change the analysis.

In Table II, the best fit values and the 95% confidence limits on N_ν are shown for the two data sets, for different priors. Adding the prior $h = 0.72 \pm 0.08$ from the HST key project gives a 2σ upper limit of $N_\nu \leq 17$ for the COBE+Boomerang data set and $N_\nu \leq 17.5$ for the WTZ data set.

B. LSS data

Adding relativistic energy density also affects the matter power spectrum because the growth factor on scales smaller than the horizon is decreased (see e.g. [19]). In Figs. 2 and 3 we show the CMBR and matter power spectra for the best fit models with different N_ν to the WTZ + PSC-z data sets.

Changing N_ν clearly also changes the matter spectrum, especially on scales of $0.01 - 0.1h \text{ Mpc}^{-1}$. This fact can be used together with the CMBR data to constrain N_ν .

TABLE I. The different priors used in the analysis.

prior type	Ω_m	$\Omega_b h^2$	h	n	τ	Q	b
“weak”	Ω_b-1	0.008 - 0.040	0.4-0.9	0.66-1.34	0-1	free	-
BBN + H_0	Ω_b-1	0.020 ± 0.002	0.72 ± 0.08	0.66-1.34	0-1	free	-
BBN + H_0 + LSS	Ω_b-1	0.020 ± 0.002	0.72 ± 0.08	0.66-1.34	0-1	free	free

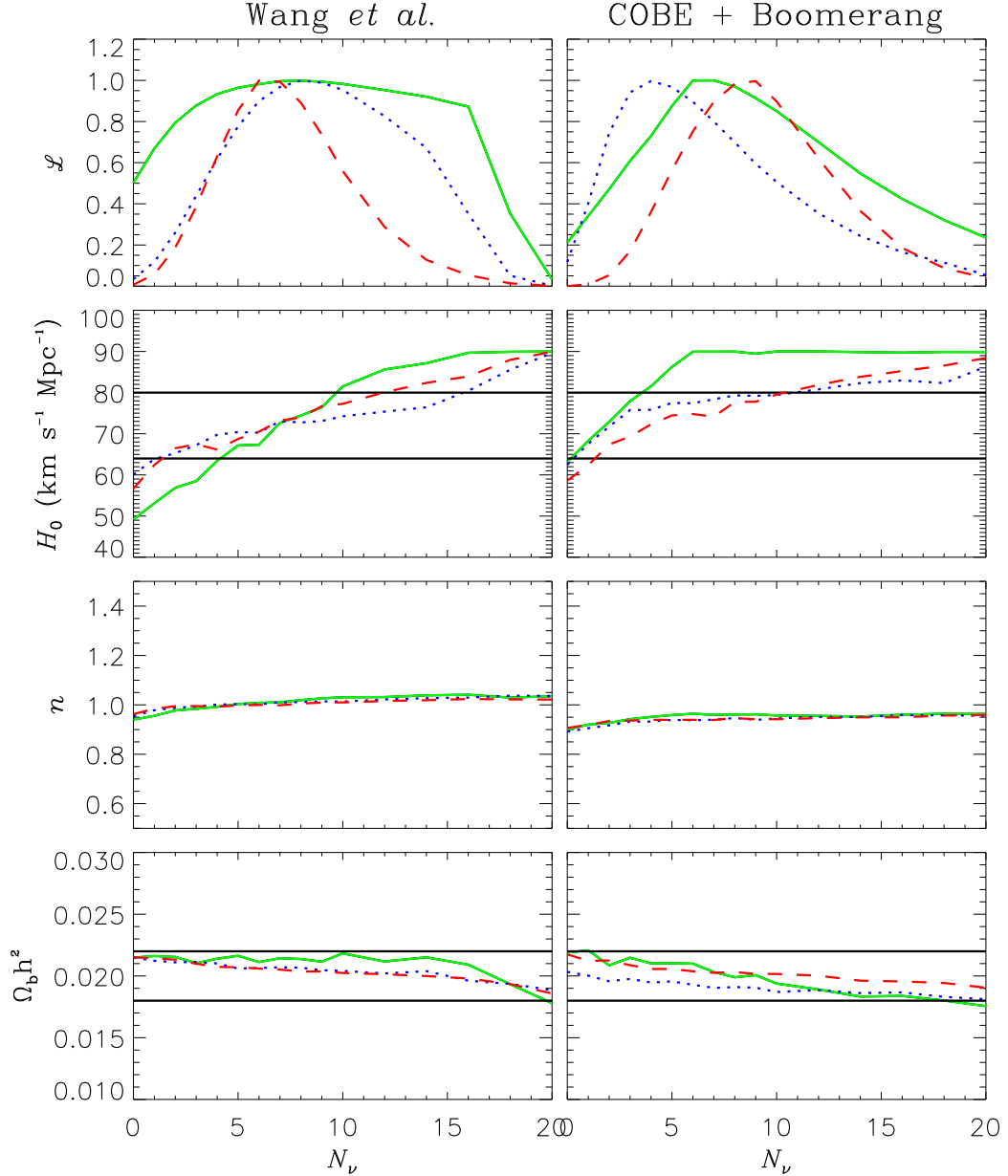


FIG. 1. The top panels show the likelihood functions for the two different data sets, including different priors. The full lines are for the “weak” prior, the dotted for the $H_0 + \Omega_b h^2$ prior, and the dashed for the $H_0 + \Omega_b h^2 + \text{LSS}$ prior. The lower panels show values of H_0 , $\Omega_b h^2$ and n for the best fit models. Horizontal full lines show the HST key project limit on H_0 and the BBN prior on $\Omega_b h^2$.

TABLE II. Best fit values and 2σ (95%) limits on N_ν for different priors and the two different data sets.

prior type	WTZ	COBE+Boomerang
“weak”	8^{+11}_{-8}	7^{+17}_{-7}
BBN + H_0	$8^{+9.5}_{-7}$	4^{+13}_{-4}
BBN + H_0 + LSS	$6^{+8}_{-4.5}$	$9^{+8}_{-6.5}$

Note that on even smaller scales, data from the Ly- α forest [20] can also be used. However, the very smallest scales are not so sensitive to N_ν because the shape of the power spectrum is not changed by adding radiation. The normalization is changed, but since we treat the overall normalization of the power spectrum as a free parameter, this will not have any effect. We therefore only use data from the PSC-z survey to give the LSS constraints. Adding the LSS data again tightens the constraint. The likelihood functions and best fit parameter values when LSS data is included can also be seen in Fig. 1. The 2σ upper limits are now $N_\nu \leq 17$ for the COBE+Boomerang data set and $N_\nu \leq 14$ for the WTZ data set.

For the WTZ data the upper bound is lowered from 17.5 to 14 by adding LSS data. The effect can be seen in Figs. 2-3, for the model with $N_\nu = 14$. Although this model can provide a very good fit to CMBR data, the shape of the matter spectrum becomes too shallow to obtain a decent fit.

Very interestingly there is now also a non-trivial lower bound on N_ν which is $N_\nu \geq 2.5$ for for the COBE+Boomerang data set and $N_\nu \geq 1.5$ for the WTZ data set. $N_\nu = 0$ is inconsistent with the data at roughly 4σ for COBE+Boomerang and 3σ for WTZ. Indeed this result can be taken as the first real detection of the cosmological neutrino background at late epochs. From BBN considerations one already has the result $N_\nu \gtrsim 2$ [2]. However, there is now an independent confirmation of the presence of relativistic energy density other than photons. Since the CMBR is only sensitive to radiation and not to the specific content, it is impossible to tell whether this radiation stems from the neutrinos as predicted by the standard model, or from other light particles. However, the standard result $N_\nu = 3.04$ is in all cases compatible with the data at the 2σ level.

The incompatibility of $N_\nu = 0$ with data can also be seen in Figs. 2-3. Although a good fit to LSS data can be obtained, the fit to CMBR data is very poor. This is mainly because the first peak is too low due to the absence of the early integrated Sachs-Wolfe effect [21].

III. DISCUSSION

We have calculated bounds on the relativistic energy density present during recombination from the present CMBR and LSS data. The new data give a robust up-

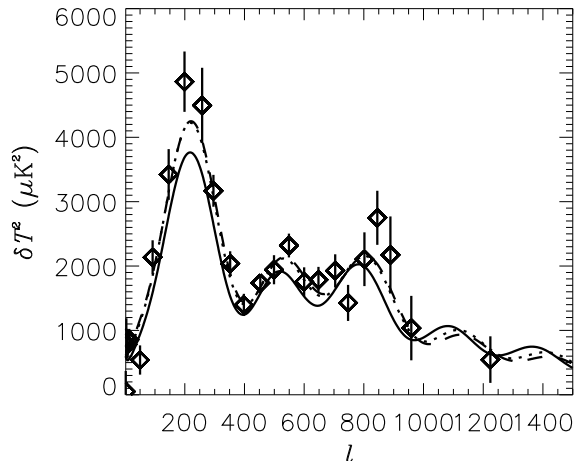


FIG. 2. CMBR power spectra for the best fits to the WTZ+LSS data, for $N_\nu = 0$ (full line), 7 (dashed line) and 14 (dotted line). The data points are from the WTZ compiled data set.

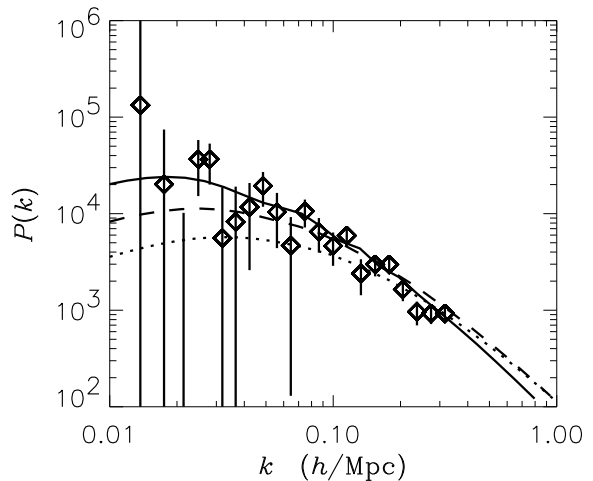


FIG. 3. matter power spectra for the best fits to the WTZ+LSS data, for $N_\nu = 0$ (full line), 7 (dashed line) and 14 (dotted line). The normalization is arbitrary and the data points are from the PSC-z survey.

per bound of $N_\nu \leq 17$, but, perhaps more interesting, also give a *lower* bound of $N_\nu \geq 1.5/2.5$ for the two different data sets analysed. Both bounds are interesting and non-trivial. Although the upper bound is much weaker than the bound $N_\nu \leq 4$ from BBN, it applies to any type of relativistic energy density. The BBN bound can be avoided by putting some of the extra en-

ergy density in electron neutrinos, because these directly influence the neutron-proton conversion processes prior to BBN [4–6,22]. The CMBR directly probes the energy density and is insensitive to flavour. The two constraints should therefore be seen as complementary. Furthermore, if there are massive particles decaying after BBN, but prior to recombination, the light decay products will add to the radiation density during recombination, but not during BBN. This is the case in some decaying neutrino scenarios [19,23], as well as in some scenarios with large extra dimensions [24].

The lower limit on N_ν is highly interesting because it provides the first strong indication of relativistic energy density other than photons around the epoch of recombination. The value $N_\nu = 0$ is strongly disfavoured by the data, deviating from the best fit by 3σ for the WTZ+LSS data set and 4σ for the COBE+Boomerang+LSS data.

Finally, although a central value higher than $N_\nu = 3$ seems to be preferred in the data, the standard model value $N_\nu = 3.04$ is compatible with the present data at the 2σ level. This means that there is no significant indication of non-standard physics contributing to N_ν at the recombination epoch.

ph/0105091 (WTZ).

- [13] X. Yu *et al.*, astro-ph/0010552.
- [14] S. P. Oh, D. N. Spergel and G. Hinshaw, *Astrophys. J.* **510**, 551 (1999).
- [15] S. Hannestad, *Phys. Rev. D* **61**, 023002 (2000).
- [16] W. L. Freedman *et al.*, astro-ph/0012376.
- [17] S. Burles, K. M. Nollett and M. S. Turner, astro-ph/0010171.
- [18] M. Tegmark, M. Zaldarriaga and A. J. Hamilton, *Phys. Rev. D* **63**, 043007 (2001) [astro-ph/0008167], A. J. S. Hamilton, M. Tegmark and N. Padmanabhan, *Mon. Not. R. Astron. Soc.* **317**, L23 (2000); W. Saunders *et al.*, *Mon. Not. R. Astron. Soc.* **317**, 55 (2000).
- [19] S. Dodelson, G. Gyuk and M. S. Turner, *Phys. Rev. Lett.* **72**, 3754 (1994) [astro-ph/9402028].
- [20] R. A. Croft *et al.*, astro-ph/0012324.
- [21] S. Hannestad, *Phys. Lett. B* **431**, 363 (1998) [astro-ph/9804075].
- [22] J. Lesgourgues and M. Peloso, *Phys. Rev. D* **62**, 081301 (2000) [astro-ph/0004412].
- [23] S. H. Hansen and F. L. Villante, *Phys. Lett. B* **486**, 1 (2000) [astro-ph/0005114].
- [24] K. Abazajian, G. M. Fuller and M. Patel, hep-ph/0011048.
-
- [1] D. A. Dicus, E. W. Kolb, A. M. Gleeson, E. C. Sudarshan, V. L. Teplitz and M. S. Turner, *Phys. Rev. D* **26**, 2694 (1982), N. C. Rana and B. Mitra, *Phys. Rev. D* **44**, 393 (1991), S. Dodelson and M. S. Turner, *Phys. Rev. D* **46**, 3372 (1992), A. D. Dolgov and M. Fukugita, *Phys. Rev. D* **46**, 5378 (1992), S. Hannestad and J. Madsen, *Phys. Rev. D* **52**, 1764 (1995) [astro-ph/9506015], A. D. Dolgov, S. H. Hansen and D. V. Semikoz, *Nucl. Phys. B* **503**, 426 (1997) [hep-ph/9703315], N. Y. Gnedin and O. Y. Gnedin, astro-ph/9712199.
- [2] E. Lisi, S. Sarkar and F. L. Villante, *Phys. Rev. D* **59**, 123520 (1999) [hep-ph/9901404].
- [3] S. Hannestad, *Phys. Rev. Lett.* **85**, 4203 (2000) [astro-ph/0005018].
- [4] G. Mangano, A. Melchiorri and O. Pisanti, *Nucl. Phys. Proc. Suppl.* **100**, 369 (2001) [astro-ph/0012291].
- [5] S. Esposito, G. Mangano, A. Melchiorri, G. Miele and O. Pisanti, *Phys. Rev. D* **63**, 043004 (2001) [astro-ph/0007419].
- [6] M. Orito, T. Kajino, G. J. Mathews and R. N. Boyd, astro-ph/0005446.
- [7] J. P. Kneller, R. J. Scherrer, G. Steigman and T. P. Walker, astro-ph/0101386.
- [8] C. L. Bennett *et al.*, *Astrophys. J.* **464** (1996) L1 [astro-ph/9601067].
- [9] C. B. Netterfield *et al.*, astro-ph/0104460.
- [10] A. T. Lee *et al.*, astro-ph/0104459.
- [11] N. W. Halverson *et al.*, astro-ph/0104489.
- [12] X. Wang, M. Tegmark and M. Zaldarriaga, astro-