

## A SAMPLE OF RADIUS-EXPANSION BURSTERS OBSERVED BY THE BEPPoSAX-WFCS

Massimo Cocchi<sup>1</sup>, A. Bazzano<sup>1</sup>, L. Natalucci<sup>1</sup>, P. Ubertini<sup>1</sup>, J. Heise<sup>2</sup>, E. Kuulkers<sup>2</sup>, M.J.S. Smith<sup>2</sup>, and J.J.M.

<sup>1</sup>Istituto di Astrofisica Spaziale (IAS/CNR), via Fosso del Cavaliere, 00133 Roma, Italy

<sup>2</sup>Space Research Organization Netherlands (SRON), Sorbonnelaan 2, 3584 CA, Utrecht, The Netherlands

### ABSTRACT

Since 1996 a monitoring campaign of the Galactic Bulge region has been performed by the *BeppoSAX* Wide Field Cameras in the 2–28 keV band. This allowed accurate and unbiased studies of classes of objects. In particular the type-I X-ray bursters, whose distribution is concentrated in the monitored sky region, have been investigated. High luminosity radius-expansion bursts have been observed from nine sources, allowing to estimate important physical parameters such as distance, photospheric radius, averaged luminosity and accretion rate. An overview of these results is presented.

Key words: close binaries; X-ray bursters.

### 1. INTRODUCTION

Following the classification proposed by Hoffman (1978), X-ray bursters are divided in two main types: type-I, type-II (see Lewin, van Paradijs & Taam, 1993 for a comprehensive review). While type-II bursts have been observed only in two peculiar cases, namely the *Rapid Burster* (MXB 1730–335) and the *Bursting Pulsar* (GRO J1744–28), type-I bursters are much more common and likely originate from thermonuclear flashes onto a neutron star surface. All the type-I bursting sources are associated with low-mass binary systems (LMXBs), following the identification of their optical counterparts or, indirectly, from spectral and/or stellar population (e.g. globular cluster sources) characteristics.

It is not uncommon to observe type-I bursts so energetic as to reach the Eddington luminosity for a typical neutron star ( $\sim 2 \times 10^{38} \text{ erg s}^{-1}$ ). During such events the atmosphere of the neutron star adiabatically expands due to radiation pressure. In the expansion phase the burst luminosity is almost constant and very close to the Eddington limit. The blackbody temperature decreases during the expansion, and in some cases it gets so low that X-rays are no longer emitted, thus originating a *precursor*

event (Tawara et al., 1984; Lewin, Vacca & Basinska, 1984). The subsequent decrease of the photosphere radius down to its original value causes the temperature to increase and harder X-rays to be emitted again, until the burst emission eventually cools down. In most cases the radius increase is not so large as to generate a precursor, but the temperature shifts during the expansion-contraction phases cause a double peak to be observed at high photon energies (typically above 5 keV). Since the peak luminosity of such energetic events is Eddington-limited, radius expansion bursts could be regarded as standard candles, assuming the bursts to radiate isotropically and the Eddington luminosity to be the same for all the bursting sources (e.g. Lewin, van Paradijs & Taam, 1993).

The distances inferred from the observations of Eddington-limited bursts are of help in the study of neutron-star binaries, allowing to estimate neutron star radii, average luminosities and accretion rates. During  $\sim 4$  years of *BeppoSAX* in-flight operation, at least 10 sources showing radius-expansion bursting behaviour were observed by the WFCs. An overview of the results obtained on a sample of 9 of them is presented in the next section.

### 2. OBSERVATION AND DATA ANALYSIS

The Wide Field Cameras (WFC) on board the *BeppoSAX* satellite consist of two identical coded mask telescopes (Jager et al., 1997). The two cameras point at opposite directions each covering  $40^\circ \times 40^\circ$  field of view. With their source location accuracy in the range  $1 - 3'$ , a time resolution of 0.244 ms at best, and an energy resolution of 18% at 6 keV, the WFCs are very effective in studying hard X-ray (2–28 keV) transient phenomena. The imaging capability, combined with the good instrument sensitivity (5–10 mCrab in  $10^4$  s), allows accurate long term monitoring of complex sky regions like the Galactic Bulge (see Heise et al., 1999, and Ubertini et al., 1999, for a review of the WFC monitoring campaign of the Galactic centre region).

The data of the two cameras is systematically

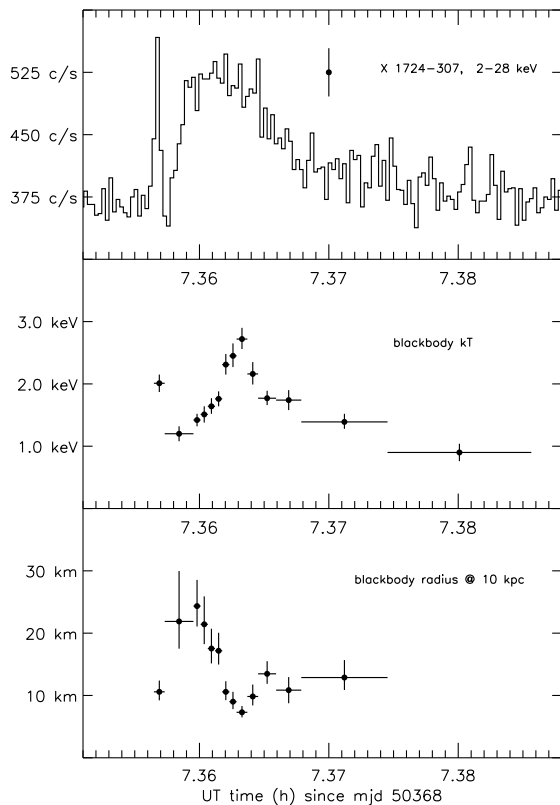


Figure 1. An example of Eddington-limited burst with precursor event: 1E 1724-3045.

searched for bursts or flares by analysing the time profiles of the detector in the 2–11 keV energy range with time resolution down to 1 s. Reconstructed sky images are generated in coincidence with any statistically meaningful enhancement, to identify possible bursting events. The accuracy of the reconstructed position, which of course depends on the intensity of the burst, is typically better than  $5'$ . This analysis procedure allowed for the identification of more than 1400 X-ray bursts from 35 type-I bursters in a total of  $\sim 4$  Ms WFC net observing time (see in 't Zand, these proc., for an updated review).

A total of 10 sources, 5 of which newly discovered by the BeppoSAX-WFCs (among them, the accreting millisecond pulsar SAX J1808.4–3658) and two detected bursting for the first time (GRS 1741.9–2853 and 1RXS J171824.2-402934), were observed to produce Eddington-limited bursts. This increases the number of the known radius-expansion bursters by  $\sim 40\%$ . In this paper we analyse a sample of 9 sources, not including the long-duration ( $> 200$  s) burst observed from 1RXS J171824.2-402934 (see Kaptein et al., 2000, for details on this rather atypical burster). In the analysed sample, only 1E 1724–3045 in Terzan 2 showed clear evidence for precursor events (Figure 1), indicating strong expansion of its photosphere. The other sources exhibited evident double-peaked profiles at high energies ( $> 8$  keV). Examples of Eddington-limited burst profiles observed by the WFCs are given in Figure 1–3. In

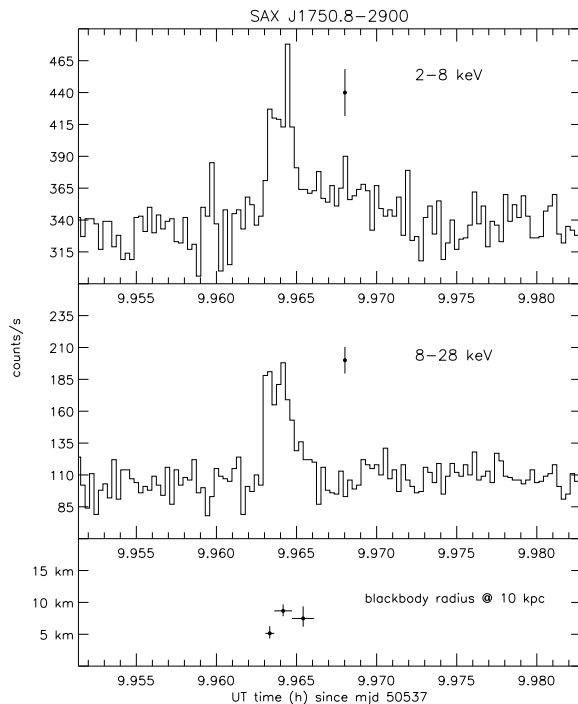


Figure 2. The radius-expansion burst observed from SAX J1750.8-2900 in Spring 1997.

particular, in Figure 2 the time profile of the only radius-expansion burst detected from the 1997 transient SAX J1750.8–2900 (Natalucci et al. 1999) is shown.

In Table 1 the results obtained for the radius-expansion bursters in our sample are summarised. The distances are calculated assuming isotropic emission and an Eddington luminosity of  $2.5 \times 10^{38} \text{ erg s}^{-1}$ , which is appropriate for a  $1.4 M_{\odot}$  neutron star and helium-rich fuel. This value also includes a moderate (20%) gravitational redshift correction (van Paradijs & Mc Clintok, 1994). We did not correct to effective blackbody temperature from color temperature (see Lewin, van Paradijs & Taam, 1993, for details). The observed stellar radii  $R_{\infty}$  are all in the range  $\sim 4 - 7$  km, and their average value is 5.5 km. The tabulated errors for the distance and  $R_{\infty}$  are  $1\sigma$ , but the systematic uncertainties associated with the assumption of standard burst parameters are of course larger.

Our sample consists of six transients (the five discovered by the WFCs plus GRS 1741.9–2853) and three relatively bright persistent sources (1608–522, 1E 1724–3045 and 4U 1812–12). We found the bolometric luminosity of the transients not to exceed  $\sim 10^{36} \text{ erg s}^{-1}$  during quiescence, and their outburst peak luminosity to be well below the Eddington limit (within  $\sim 30\%$ ). The average luminosities of the three persistent sources are in excess of  $4 \times 10^{36} \text{ erg s}^{-1}$ . In general, we observed bright X-ray bursts when the source intensity was lower than average, i.e. in low state for the persistent emitters, or in the decay phase after the outburst, for the transients. This is in agreement with previous studies (see Lewin, van Paradijs & Taam, 1993). For each

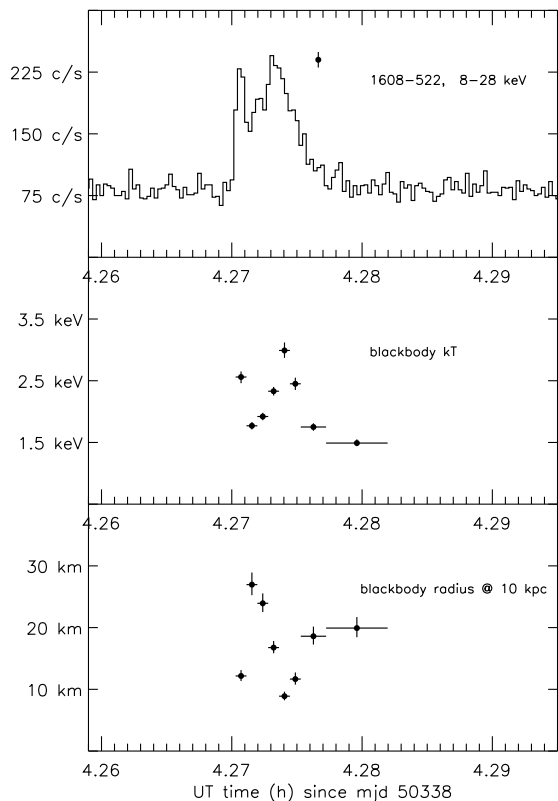


Figure 3. A radius-expansion burst from 1608-522.

source in the analysed sample, the observed parameters are briefly discussed hereafter.

### 2.1. 1608-522

This source is a well-known X-ray burster. Average bolometric intensities of  $\sim 2 \times 10^{-8} \text{erg cm}^{-2} \text{s}^{-1}$  and  $\sim 5 \times 10^{-9} \text{erg cm}^{-2} \text{s}^{-1}$  were observed by *Tenma* for the high and low source state, respectively (Nakamura et al., 1989). For the determined 3.6 kpc distance, luminosities of  $\sim 3 \times 10^{37} \text{erg s}^{-1}$  and  $\sim 8 \times 10^{36} \text{erg s}^{-1}$  are obtained for the two states, corresponding to 15% and 4% of the Eddington luminosity. At the time of the burst observed by the WFCs (Fig. 3), the source was not detected with a 2-28 keV  $3\sigma$  upper limit of  $2 \times 10^{-9} \text{erg cm}^{-2} \text{s}^{-1}$ , consistent with the low-state average intensity. Assuming standard neutron star parameters ( $M = 1.4M_{\odot}$ ,  $R = 10$  km), the average accretion rate can be extrapolated in the two luminosity states. We obtain average rates of  $\sim 3 \times 10^{-9} M_{\odot} \text{y}^{-1}$  ( $6 \times 10^4 \text{g cm}^{-2} \text{s}^{-1}$ ) and  $\sim 7 \times 10^{-10} M_{\odot} \text{y}^{-1}$  ( $1 \times 10^4 \text{g cm}^{-2} \text{s}^{-1}$ ) for the high and the low state, respectively.

### 2.2. SAX J1712.6-3739

The source, discovered by the WFCs in late Summer 1999 (in 't Zand et al., 1999), showed a single

type-I bursting event so far (Cocchi et al., 1999a). During the outburst, its X-ray intensity peaked at 32 mCrab in the 2-10 keV bandpass, corresponding to  $\sim 6.5 \times 10^{-10} \text{erg cm}^{-2} \text{s}^{-1}$ . At the time of the burst detection the source was below the typical WFC  $3\sigma$  sensitivity level, i.e.  $2 \times 10^{-9} \text{erg cm}^{-2} \text{s}^{-1}$  (2-28 keV). This extrapolates, taking into account the spectrum observed by the *BeppoSAX*-NFIs (Cocchi et al. 2000b) and the  $\sim 6$  kpc distance, to a bolometric luminosity of  $\sim 10^{36} \text{erg s}^{-1}$ . During the outburst, the luminosity was  $\sim 2 \times 10^{37} \text{erg s}^{-1}$ ,  $\sim 10\%$  of the Eddington limit for a standard neutron star. The inferred mass accretion rates are  $< 10^{-10} M_{\odot} \text{y}^{-1}$  ( $2 \times 10^3 \text{g cm}^{-2} \text{s}^{-1}$ ) and  $1.6 \times 10^{-9} M_{\odot} \text{y}^{-1}$  ( $3.4 \times 10^4 \text{g cm}^{-2} \text{s}^{-1}$ ) for the quiescent and the outburst phases, respectively.

### 2.3. 1E 1724-3045

This well-studied bright persistent source, located in the globular cluster Terzan 2, is a typical example of Eddington-limited burster with precursor events (see Fig. 1). All the 14 bursts observed by the *BeppoSAX*-WFCs showed this feature, indicating the bursts of 1E 1724-3045 are very luminous and cause strong expansion of the photosphere. For the estimated 7.1 kpc distance, bolometric luminosities in the range  $1 - 3 \times 10^{37} \text{erg s}^{-1}$  are generally observed (e.g. Olive et al., 2000). This, for standard neutron star parameters, leads to accretion rate values in the range  $1 - 3 \times 10^{-9} M_{\odot} \text{y}^{-1}$ , corresponding to  $2 - 6 \times 10^4 \text{g cm}^{-2} \text{s}^{-1}$ .

### 2.4. GRS 1741.9-2853

During the only outburst reported so far, observed by *GRANAT* in 1990, the 4-20 keV intensity reached 9.6 mCrab (e.g. Pavlinsky et al., 1994). Taking into account the observed spectrum and the distance inferred by the Eddington-limited burst observed by the *BeppoSAX*-WFCs in 1996 (Cocchi et al., 1999c), we extrapolate an outburst bolometric luminosity of  $\sim 5 \times 10^{36} \text{erg s}^{-1}$ . At the time of the burst detection, a  $3\sigma$  upper limit of  $\sim 2 \times 10^{36} \text{erg s}^{-1}$  was obtained by the WFCs. The corresponding accretion rates are  $4 \times 10^{-10} M_{\odot} \text{y}^{-1}$  ( $8 \times 10^3 \text{g cm}^{-2} \text{s}^{-1}$ ) and  $< 2 \times 10^{-10} M_{\odot} \text{y}^{-1}$  ( $< 4 \times 10^3 \text{g cm}^{-2} \text{s}^{-1}$ ) during the 1990 outburst and in 1996, respectively.

### 2.5. SAX J1747.0-2853

The source, observed in outburst by the *BeppoSAX*-WFCs in Spring 1998 with a 2-10 keV intensity of 15 mCrab, was observed again in outburst in Spring 2000 with a peak 2-10 keV intensity of 140 mCrab by *RXTE* and *BeppoSAX*. Taking into account the spectrum observed in 1998 by the *BeppoSAX*-NFIs (Natalucci et al., 2000b) and the estimated distance of 7.4 kpc, the source luminosity was  $\sim$

Table 1. Eddington-limited type-I X-ray bursters observed by the *BeppoSAX-WFC* in 1996-2000.

source	Peak Flux ( $10^{-8}\text{erg cm}^{-2}\text{s}^{-1}$ )	Distance (kpc)	$R_\infty$ (km)	WFC reference
1608–522	$15.7 \pm 1.6$	$3.6 \pm 0.2$	$4.2 \pm 0.4$	Smith et al. (1999)
SAX J1712.6–3739	$6.0 \pm 1.0$	$5.9 \pm 0.5$	$5.3 \pm 1.2$	Cocchi et al. (1999a; 2000b)
1E 1724–3045	$4.1 \pm 0.4$	$7.1 \pm 0.3$	$6.7 \pm 0.7$	Cocchi et al. (1999b)
GRS 1741.9–2853	$2.9 \pm 0.4$	$8.5 \pm 0.6$	$6.0 \pm 1.1$	Cocchi et al. (1999c)
SAX J1747.0–2853	$3.8 \pm 0.6$	$7.4 \pm 0.6$	$4.9 \pm 0.9$	Natalucci et al. (2000b)
SAX J1750.8–2900	$3.7 \pm 0.5$	$7.5 \pm 0.5$	$5.4 \pm 0.8$	Natalucci et al. (1999)
SAX J1808.4–3658	$26.1 \pm 2.0$	$2.8 \pm 0.1$	$6.1 \pm 0.8$	In 't Zand et al. (1998; 2000)
SAX J1810.8–2609	$9.2 \pm 1.5$	$4.8 \pm 0.4$	$6.7 \pm 1.1$	Natalucci et al. (2000a)
4U 1812–12	$18.0 \pm 1.6$	$3.4 \pm 0.1$	$5.8 \pm 0.3$	Cocchi et al. (2000a)

$5 \times 10^{36}\text{erg s}^{-1}$ , during the 1998 outburst and  $\sim 5 \times 10^{37}\text{erg s}^{-1}$  in 2000. The accretion rate was  $4.5 \times 10^{-10}M_\odot\text{y}^{-1}$  ( $9 \times 10^3\text{g cm}^{-2}\text{s}^{-1}$ ). During the quiescent phase the source was below a  $3\sigma$  intensity threshold of 3 mCrab (2–28 keV), leading to upper limits of  $1.6 \times 10^{36}\text{erg s}^{-1}$  and  $1.5 \times 10^{-10}M_\odot\text{y}^{-1}$  ( $3 \times 10^3\text{g cm}^{-2}\text{s}^{-1}$ ) for the luminosity and the accretion rate, respectively.

### 2.6. SAX J1750.8–2900

During the 1997 outburst, the source peaked at 70 mCrab in the 2–28 keV bandpass. A total of nine type-I X-ray bursts were observed by the WFCs, but only the brightest of them showed radius-expansion features (see Fig. 2). The evidence for radius expansion is marginal ( $\sim 3.5\sigma$ ) in the blackbody radius time history, but the high energy profile is clearly double-peaked. Taking into account the observed spectrum (Natalucci et al., 1999), the peak bolometric luminosity was  $\sim 5 \times 10^{37}\text{erg s}^{-1}$ , for the inferred distance of 7.5 kpc. This corresponds to an accretion value of  $4 \times 10^{-9}M_\odot\text{y}^{-1}$ , i.e.  $9 \times 10^4\text{g cm}^{-2}\text{s}^{-1}$ . A  $3\sigma$  upper limit of  $\sim 2 \times 10^{36}\text{erg s}^{-1}$  is obtained for the quiescent emission. In this case, the mass transfer rate is  $< 2 \times 10^{-10}M_\odot\text{y}^{-1}$  ( $4 \times 10^3\text{g cm}^{-2}\text{s}^{-1}$ ).

### 2.7. SAX J1808.6–3658

This well-known source, the only example of accreting millisecond pulsar so far, was observed in outburst in 1996, 1998 and 2000. At the time of its discovery (September 1996, by the *BeppoSAX-WFCs*), the source reached a bolometric luminosity of  $7.5 \times 10^{36}\text{erg s}^{-1}$  for a distance of 2.8 kpc (in 't Zand et al., 2000). In the quiescent phase, the flux was below  $\sim 6 \times 10^{35}\text{erg s}^{-1}$ . These luminosities correspond to accretion rates of  $7 \times 10^{-10}M_\odot\text{y}^{-1}$  ( $= 1.4 \times 10^4\text{g cm}^{-2}\text{s}^{-1}$ ) and  $< 6 \times 10^{-11}M_\odot\text{y}^{-1}$  ( $= 1.2 \times 10^3\text{g cm}^{-2}\text{s}^{-1}$ ) for the 1996 outburst and the quiescent phase, respectively.

### 2.8. SAX J1810.8–2609

This weak transient, discovered by the *BeppoSAX-WFCs* during an outburst in March 1998, reached a 2–28 keV intensity of 15 mCrab. On the basis of the observed spectrum (Natalucci et al., 2000a) and for the distance of  $\sim 5$  kpc obtained via a single WFC-detected Eddington-limited burst, a bolometric luminosity of  $3.5 \times 10^{36}\text{erg s}^{-1}$  is derived, corresponding to an average accretion rate of  $3 \times 10^{-10}M_\odot\text{y}^{-1}$  ( $= 6 \times 10^3\text{g cm}^{-2}\text{s}^{-1}$ ). Upper limits of  $\sim 7 \times 10^{35}\text{erg s}^{-1}$  and  $6 \times 10^{-11}M_\odot\text{y}^{-1}$  ( $= 1.2 \times 10^3\text{g cm}^{-2}\text{s}^{-1}$ ) are obtained in the quiescent phase for the luminosity and the mass transfer rate, respectively.

### 2.9. 4U 1812–12

4U 1812–12 is a weak persistent source with average 2–10 keV intensity of  $\sim 4 \times 10^{-10}\text{erg cm}^{-2}\text{s}^{-1}$  (e.g. Warwick et al., 1981). For a distance value of 3.4 kpc, we extrapolate a luminosity of  $4 \times 10^{36}\text{erg s}^{-1}$  (see also Cocchi et al., 2000a). Again, for standard neutron star parameters the accretion rate is then  $3.5 \times 10^{-10}M_\odot\text{y}^{-1}$ , corresponding to  $7 \times 10^3\text{g cm}^{-2}\text{s}^{-1}$ .

## ACKNOWLEDGMENTS

We thank the staff of the *BeppoSAX Science Operation Centre* and *Science Data Centre* for their help in carrying out and processing the WFC Galactic Centre observations. The *BeppoSAX* satellite is a joint Italian and Dutch program. M.C., A.B., L.N. and P.U. thank Agenzia Spaziale Nazionale (*ASI*) for grant support.

## REFERENCES

Cocchi M., et al., 1999a, IAUC 7247

- Cocchi M., et al., 1999b, proc. 5th Compton Symp. 1999, in press
- Cocchi M., et al., 1999c, A&A 346, L45
- Cocchi M., et al., 2000a, A&A 357, 527
- Cocchi M., et al., 2000b, ApJ, submitted
- Heise J., et al., 1999, Ap. Lett. & Comm. 38/1-6, 297
- Hoffman J.A., Marshall H.L. & Lewin W.H.G., 1978, Nature 271, 630
- in 't Zand J.J.M., et al. 1998, A&A 331, L25
- in 't Zand J.J.M., et al. 1999, IAUC 7243
- in t Zand J.J.M., et al. 2000, A&A submitted
- Jager R., et al., 1997, A&A, 125, 557
- Kaptejn R.G., et al., 2000, A&A, 358, L71
- Lewin W.H.G., Vacca W.D. & Basinska E.M., 1984, ApJ 277, L57
- Lewin W.H.G., van Paradijs J. & Taam R.E., 1993, Sp. Sci. Rev. 62, 223
- Nakamura N., et al., 1989, PASJ 41, 617
- Natalucci L., et al., 1999, ApJ 523, L45
- Natalucci L., et al., 2000a, ApJ 536, 891
- Natalucci L., et al., 2000b, ApJL in press
- Olive J.F., et al., 2000, Adv. Sp. Res. 25/3-4, 369
- Pavlinsky M.N., Grebenev S.A. & Sunyaev R.A., 1994, ApJ 425, 110
- Smith M.J.S., et al., 1999, Ap. Lett. & Comm. 38/1-6, 137
- Tawara Y., et al., 1984, ApJ 276, L41
- Ubertini P., et al., 1999, Ap. Lett. & Comm. 38/1-6, 301
- van Paradijs J., and Mc Clintok J.E., 1994, A&A, 290, 133
- Warwick R.S., et al., 1981, MNRAS 197, 865