

LUMINOSITY EVOLUTION OF FIELD EARLY-TYPE GALAXIES TO $Z = 0.55$ ^{1,2}

PIETER G. VAN DOKKUM^{3,4}, MARIJN FRANX⁵, DANIEL D. KELSON⁶, AND GARTH D. ILLINGWORTH⁷

Accepted for publication in the Astrophysical Journal Letters

ABSTRACT

We study the Fundamental Plane (FP) of field early-type galaxies at intermediate redshift, using HST WFPC2 observations and deep Keck spectroscopy. Structural parameters and internal velocity dispersions are measured for eighteen galaxies at $0.15 < z < 0.55$. Rest frame M/L_B ratios are determined from the Fundamental Plane and compared to those of cluster early-type galaxies at the same redshifts. The systematic offset between M/L ratios of field and cluster early-type galaxies at intermediate redshift is small, and not significant: $\langle \ln M/L_B \rangle_{\text{field}} - \langle \ln M/L_B \rangle_{\text{clus}} = -0.18 \pm 0.11$. The M/L_B ratios of field early-type galaxies evolve as $\Delta \ln M/L_B = (-1.35 \pm 0.35) \times z$, very similar to cluster early-type galaxies. After correcting for luminosity evolution, the FP of field early-type galaxies has a scatter $\sigma_{\text{BI}} = 0.09 \pm 0.02$ in $\log r_e$, similar to that in local clusters. The scatter appears to be driven by low mass S0 galaxies; for the elliptical galaxies alone we find $\sigma = 0.03^{+0.04}_{-0.03}$. There is a hint that the FP has a different slope than in clusters, but more data are needed to confirm this. The similarity of the M/L ratios of cluster and field early-type galaxies provides a constraint on the relative ages of their stars. At $\langle z \rangle = 0.43$, field early-type galaxies are younger than cluster early-type galaxies by only $21 \pm 13\%$, and we infer that the stars in field early-type galaxies probably formed at $z \gtrsim 1.5$. Recent semi-analytical models for galaxy formation in a Λ -CDM Universe predict a systematic difference between field and cluster galaxies of $\Delta \ln M/L_B \sim -0.6$, much larger than the observed difference. This result is consistent with the hypothesis that field early-type galaxies formed earlier than predicted by these models.

Subject headings: galaxies: evolution, galaxies: elliptical and lenticular, cD, galaxies: structure of

1. INTRODUCTION

Early-type galaxies in nearby clusters obey a tight relation between their structural parameters and central velocity dispersions, known as the “Fundamental Plane” (FP) (Djorgovski & Davis 1987; Dressler et al. 1987). The redshift evolution of the zeropoint of the relation is proportional to the evolution of the mean M/L ratio, and is a very sensitive indicator of the mean age of the stars in early-type galaxies (van Dokkum & Franx 1996) [vDF]. The zeropoint evolves very slowly, indicating that the stars in massive early-type galaxies formed at $z \geq 3$ (e.g., Kelson et al. 1997, Bender et al. 1998, van Dokkum et al. 1998). This result is consistent with other studies on the evolution of luminosities, colors, and line strengths of early-type galaxies (e.g., Bender, Ziegler, & Bruzual 1996, Ellis et al. 1997, Stanford et al. 1998, Barger et al. 1998, Kelson et al. 2001).

Such old stellar populations of early-type galaxies seem difficult to reconcile with hierarchical galaxy formation models, which place the assembly time of massive early-type galaxies at much lower redshift (e.g., Kauffmann 1996, Baugh, Cole, & Frenk 1996). However, the assembly time of early-type galaxies can be much later than the mean formation time of their stars. Furthermore, the true luminosity and color evolution of early-type galaxies can be underestimated as a result of morphological evolution (the “progenitor bias”; van Dokkum & Franx 2001). As a consequence, current semi-analytical hier-

archical models are able to reproduce the slow evolution of the M/L ratios of cluster early-type galaxies as well as the low scatter in their color-magnitude relation (e.g., Diaferio et al. 2001).

A long standing prediction of hierarchical models is that early-type galaxies in the *field* are younger than those in rich clusters, because galaxy formation is accelerated in dense environments (e.g., Kauffmann 1996, Baugh, Cole, & Frenk 1996). In this *Letter* we present the Fundamental Plane of field early-type galaxies at intermediate redshift, and compare the M/L ratios and ages of early-type galaxies in the field to those in rich clusters. The FP of distant field early-type galaxies has been studied previously by Treu et al. (1999), who observed six galaxies at $z \approx 0.3$, and by Kochanek et al. (2000), who studied the M/L ratios of gravitational lenses at $0 < z < 1$. Our work is complementary to these studies, and has the advantage that the methods are identical to those used for the analysis of the FP in distant clusters. Therefore, the field and cluster data can be compared directly, with small systematic uncertainty. We assume $\Omega_m = 0.3$, $\Omega_\Lambda = 0.7$, and $H_0 = 50 \text{ km s}^{-1} \text{ Mpc}^{-1}$.

2. IMAGING

Field early-type galaxies were selected from HST WFPC2 mosaics centered on the clusters MS 2053–04 ($z = 0.58$) and MS 1054–03 ($z = 0.83$). The data were taken as part of our

¹Based on observations with the NASA/ESA *Hubble Space Telescope*, obtained at the Space Telescope Science Institute, which is operated by AURA, Inc., under NASA contract NAS 5–26555.

²Based on observations obtained at the W. M. Keck Observatory, which is operated jointly by the California Institute of Technology and the University of California.

³California Institute of Technology, MS105-24, Pasadena, CA 91125

⁴Hubble Fellow

⁵Leiden Observatory, P.O. Box 9513, NL-2300 RA, Leiden, The Netherlands

⁶OCIW, 813 Santa Barbara St., Pasadena, CA 91101

⁷University of California Observatories/Lick Observatory, University of California, Santa Cruz, CA 95064

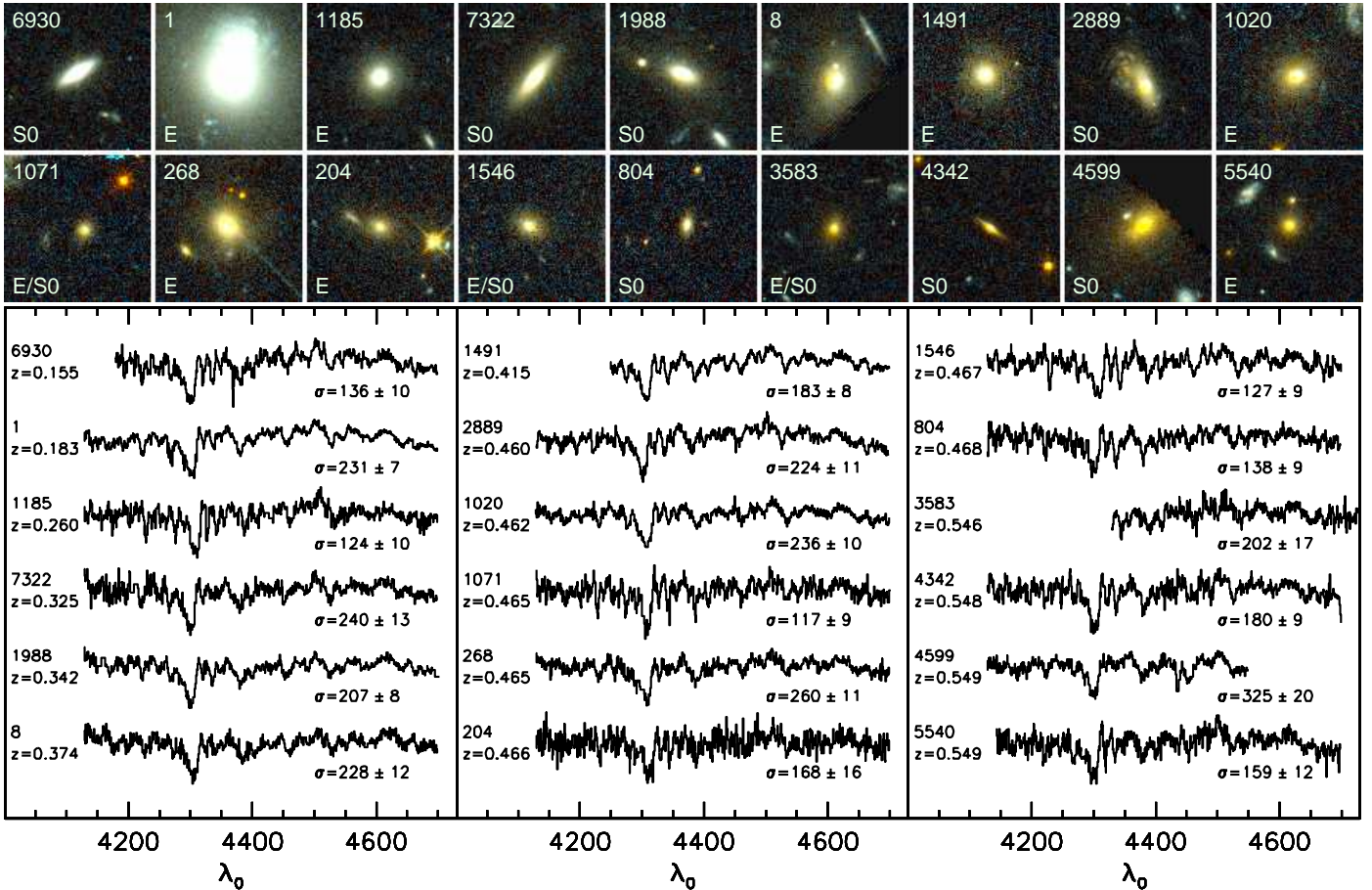


Fig. 1.— HST WFPC2 images and Keck spectra of field early-type galaxies with measured velocity dispersions, ordered by increasing redshift. The images are $13'' \times 13''$. The observed $R_{F606W} - I_{F814W}$ color of the galaxies becomes redder at higher redshift, because of the systematic shift of the rest frame 4000 Å break. The spectra were not smoothed or binned. The most prominent feature in the spectra is the G-band at 4300 Å.

ongoing program to obtain deep, large format images of distant X-ray selected clusters. The HST mosaic of the cluster MS 1054–03 at $z = 0.83$ was presented in van Dokkum et al. (2000). The MS 2053–04 field was observed with HST on several occasions in September – December 1998. The mosaic consists of six slightly overlapping pointings in the I_{F814W} and R_{F606W} filters. Exposure times were 3200 s in I_{F814W} and 3300 s in R_{F606W} at each position. The reduction procedures were identical to those used for the MS 1054–03 mosaic (cf. van Dokkum et al. 2000). Morphological classifications of all galaxies to $I_{F814W} = 22$ in both HST mosaics are given in Fabricant et al., in preparation. The classification system is described in Fabricant, Franx, & van Dokkum (2000).

Structural parameters were derived from the I_{F814W} images by fitting $r^{1/4}$ models, convolved with the WFPC2 PSF, directly to the 2D light distribution, as described in vDF. Observed I_{F814W} surface brightnesses were corrected for galactic extinction and transformed to rest frame B using the observed $R_{F606W} - I_{F814W}$ colors (see vDF).

3. SPECTROSCOPY

Field early-type galaxies with $I < 21.5$ in the MS 2053–04 field were observed August 2 – 3 1997, with LRIS (Oke et al. 1995) on the Keck II telescope. The MS 1054–03 field was observed January 23 and February 12 1999. In the selection

process confirmed cluster galaxies (van Dokkum et al. 2000) were excluded, and confirmed field galaxies were given higher priority than galaxies without redshift. No color selection was applied. Twenty-three field early-type galaxies were observed. The 600 lines mm^{-1} grating was used, with slit widths of $1''.0$. Exposure times ranged from 2400 s to 16200 s, depending on the magnitudes of objects in the masks. The reduction procedures were very similar to those described in vDF and Kelson et al. (2000).

Velocity dispersions were determined from a fit to template star spectra in real space, following the procedures outlined in vDF and Kelson et al. (2000). For each galaxy high resolution template star spectra were smoothed to match the (wavelength dependent) instrumental resolution. Typically, the instrumental resolution $\sigma_* = 60 - 90 \text{ km s}^{-1}$ and the fitting region was 4130 – 4700 Å in the rest frame. Velocity dispersions were corrected to a $3''.4$ aperture at the distance of Coma (cf. Jørgensen, Franx, & Kjærgaard 1995). From experimenting with the choice of template star, the fitting region, and the polynomial filtering of the spectra, we estimate the velocity dispersions have a systematic uncertainty of $\sim 5\%$. Spectra and WFPC2 images of the eighteen early-type galaxies with reliable velocity dispersions (i.e., with a random error in σ less than 10%) are shown in Fig. 1.

4. EVOLUTION OF THE MEAN M/L RATIO

In rich clusters all galaxies in the sample are at the same distance and the evolution of the mean M/L ratio can be determined directly from the zeropoint of the Fundamental Plane (see, e.g., vDF). Our field sample spans a large redshift range, and we take a different approach. The residual from the FP of nearby clusters is determined for each galaxy individually, and expressed as an offset in M/L ratio. The local ($z < 0.04$) cluster FP has the form

$$r_e \propto \sigma^{1.20} I_e^{-0.80} \quad (1)$$

in the B band (Jørgensen, Franx, & Kjørgaard 1996). Assuming that early-type galaxies are a homologous family the existence of the FP implies that $M/L \propto \sigma^{0.50} r_e^{0.25} \propto M^{0.25}$ (Faber et al. 1987). For a single galaxy, the residual from the FP is therefore related to an offset in M/L ratio through

$$\Delta M/L_B \propto \sigma^{1.50} r_e^{-1.25} I_e^{-1}. \quad (2)$$

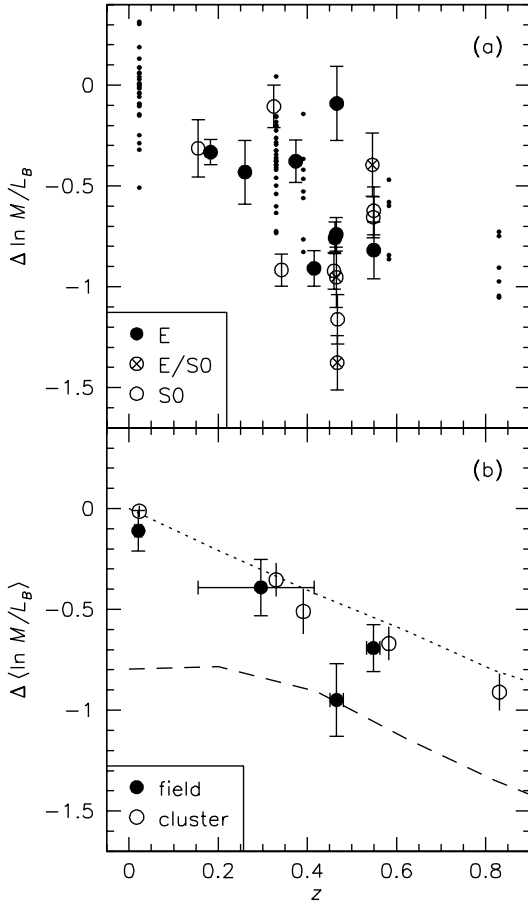


Fig. 2.— (a) Evolution of the M/L_B ratio of field early-type galaxies (large symbols). Small symbols are cluster galaxies. (b) The same data as in (a), binned in redshift. The filled symbol at $z = 0.02$ is derived from data on local galaxies of Faber et al. (1989). The M/L ratios of field early-type galaxies are very similar to those of cluster galaxies. The curves indicate predictions from semi-analytical models of galaxy formation (Diaferio et al. 2001). The dotted line is for cluster galaxies, and is normalized to Coma. The dashed line is for field galaxies residing in halos of mass $< 10^{14} M_\odot$.

The evolution of the M/L_B ratio of field early-type galaxies is shown in Fig. 2(a) (large symbols). For comparison, small symbols are galaxies in Coma at $z = 0.02$ (Jørgensen et al. 1996)

and in distant clusters (van Dokkum et al. 1998; Kelson et al. 2000). The cluster data were transformed to the rest frame B band in the same way as the field galaxies. In Fig. 2(b) the data are binned in redshift. We used the biweight estimator (Beers, Flynn, & Gebhardt 1990) to determine the center of the distribution of $\Delta \ln(M/L_B)$ and its associated error in each redshift bin. The filled symbol at $z = 0.02$ is derived from the Faber et al. (1989) data, by considering galaxies at $z > 0.015$ and assigning galaxies in groups with dispersions $< 450 \text{ km s}^{-1}$ to the field. This division corresponds to a halo mass of $\sim 10^{14} M_\odot$.

The M/L evolution is very similar to that of cluster early-type galaxies. We find $\Delta \ln(M/L_B) = (-1.35 \pm 0.35) \times z$, compared to $\Delta \ln(M/L_B) = (-1.12 \pm 0.11) \times z$ for clusters (van Dokkum et al. 1998). We determine the mean systematic offset between cluster and field early-type galaxies by subtracting the best fitting relation for the cluster early-type galaxies from our field data at $0.15 < z < 0.55$. The resulting offset $\Delta \ln(M/L_B)_{\text{field}} - \Delta \ln(M/L_B)_{\text{clus}} = -0.18 \pm 0.11$. The offset is small, and not significant. The uncertainty was determined from Monte-Carlo simulations, taking both random and systematic errors into account. Random errors dominate the error budget, because most of the systematic errors cancel. We verified that the relative offset between the cluster and field does not change significantly if the shape of the FP is calculated by minimizing in either $\log r_e$, $\log \sigma$, or $\log I_e$. This indicates that selection biases are not significant. Both the evolution and the offset indicate that field galaxies evolved in almost the same way as cluster galaxies, and had a comparable formation history.

5. SLOPE AND SCATTER OF THE FUNDAMENTAL PLANE

Figure 3 shows the FP of field early-type galaxies, with surface brightnesses corrected for luminosity evolution as determined from the cluster data. The line is the FP of ten nearby clusters (Jørgensen et al. 1996), and small dots are galaxies in distant clusters. Note that most galaxies in the distant cluster sample are in a single cluster (CL 1358+62 at $z = 0.33$) which has a slightly higher mean M/L ratio than the other clusters.

The residual offset of the field galaxies is 0.065 in $\log r_e$, and is the result of the small systematic difference in M/L ratio between field and cluster galaxies. The scatter in $\log r_e$ is 0.09 ± 0.02 after correcting for measurement errors, similar to the scatter of 0.073 measured for nearby clusters (Jørgensen et al. 1996). The scatter for the field elliptical galaxies alone is only $0.03^{+0.04}_{-0.03}$.

There is a hint that the FP of field early-type galaxies has a different form than that in (nearby and distant) clusters. It is hazardous to determine the coefficients of the FP from our sample, because of selection effects and systematic errors. Nevertheless, the algorithm of Jørgensen et al. (1996) gives

$$r_e \propto \sigma^{1.10 \pm 0.14} I_e^{-0.59 \pm 0.09} \quad (3)$$

with scatter 0.08 in $\log r_e$. This form of the FP may indicate that the M/L ratios of field early-type galaxies scale with their structural parameters as $M/L \propto M^{0.07} r_e^{0.62}$. An alternative explanation is that field S0 galaxies evolve differently from field elliptical galaxies: for elliptical galaxies alone, there is no indication of a steeper slope. A third possibility is that the redshift evolution is inhomogeneous. Eleven of the eighteen field early-type galaxies are in two sheets or filaments with very small velocity dispersion ($\sigma \lesssim 200 \text{ km s}^{-1}$) at $z = 0.46$ and $z = 0.55$, and there is marginal evidence in Fig. 2 that there is a systematic offset in

M/L ratio between the galaxies in these structures. The present data are insufficient to distinguish between these possibilities.

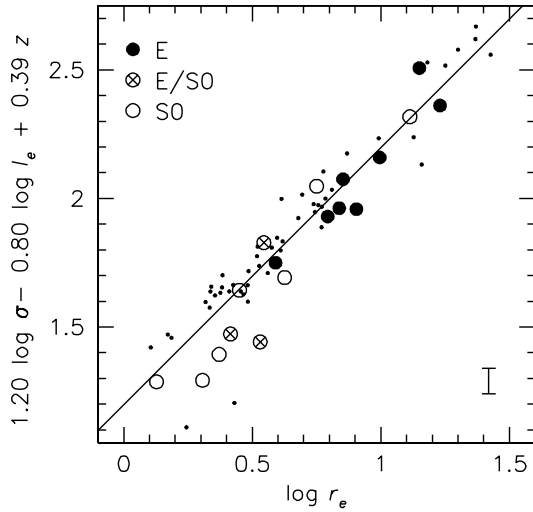


Fig. 3.— The Fundamental Plane at intermediate redshift, with surface brightnesses of galaxies corrected for luminosity evolution as determined from the cluster galaxies. Large symbols are field galaxies; small symbols are distant cluster galaxies from van Dokkum et al. (1998) and Kelson et al. (2000). The line is the FP of nearby clusters, from Jørgensen et al. (1996). Field galaxies have a small residual offset from the FP of cluster galaxies. The scatter is mainly driven by the S0 galaxies. There is a hint that the form of the FP is different from that in clusters.

6. DISCUSSION

The small systematic offset of $\langle \ln M/L_B \rangle_{\text{field}} - \langle \ln M/L_B \rangle_{\text{clus}} = -0.18 \pm 0.11$ corresponds to an age difference at $\langle z \rangle = 0.43$ of $21 \pm 13\%$ for solar metallicity and a Salpeter (1955) IMF, with field galaxies being younger than cluster galaxies (Worthey 1994; Vazdekis et al. 1996). Since the mean luminosity-weighted formation redshift of the stars in cluster early-type galaxies $\langle z_{*,\text{clus}} \rangle \gtrsim 2$ for $\Omega_m = 0.3$, $\Omega_\Lambda = 0.7$ (van Dokkum & Franx 2001), the stars in field early-type galaxies probably formed at $\langle z_{*,\text{field}} \rangle \gtrsim 1.5$.

Our results are consistent with those of Burstein, Faber, & Dressler (1990) and Pahre, de Carvalho, & Djorgovski (1998) for nearby galaxies, and those of Treu et al. (1998) and Kochanek et al. (2000) for distant galaxies. However, the offset between cluster and field galaxies is somewhat smaller than that found by de Carvalho & Djorgovski (1992) for nearby galaxies. Our FP results are consistent with studies of other age estima-

tors at low redshift (e.g., Bernardi et al. 1999) and high redshift (e.g., Schade et al. 1996, 1999, Im et al. 2001). The FP has the advantages that it has a low scatter, and that it measures M/L ratios rather than total luminosities.

It is interesting to compare the observed evolution of the mean M/L ratio to predictions of hierarchical galaxy formation models. In Fig. 2 model predictions of Diaferio et al. (2001) are plotted for cluster and field data. The predictions were generated from the publically available simulation output catalogs⁸, by selecting galaxies with $M_B < -21.5$ and bulge-to-total light ratio $B/T > 0.4$, and using a boundary halo mass of $10^{14} M_\odot$ to distinguish cluster galaxies and field galaxies (cf. Diaferio et al. 2001). The models predict an offset of $\Delta \ln M/L_B \sim -0.6$ between field and cluster early-type galaxies, almost independent of redshift. The offset remains unchanged when only galaxies with $B/T > 0.8$ are considered. The predicted difference is significantly larger than the observed difference, at all redshifts. This may indicate that field early-type galaxies were generally formed at much higher redshift than predicted by these models, or that late star formation is prevented by some mechanism which is not included in the models.

In our estimates of the relative ages of field and cluster galaxies we have assumed that they have the same metallicity. This assumption can be tested by observations of absorption line strengths of high redshift field and cluster galaxies. Furthermore, we have implicitly assumed that the high redshift data and the low redshift data can be compared directly, which may not be the case if field early-type galaxies experienced significant morphological evolution at low redshift (van Dokkum & Franx 2001). Our measurement of the age difference between cluster and field galaxies is fairly insensitive to these effects, but the rate of evolution of the M/L ratio may be underestimated. Nevertheless, the observed evolution of the M/L ratio can be used directly to convert luminosities of distant field early-type galaxies to masses. The combination of the evolution of the M/L ratio and the luminosity function of field ellipticals (e.g., Schade et al. 1999, Im et al. 2001) can give a direct measurement of the evolution of the mass function of elliptical galaxies, and hence of their merger history.

We thank Guinevere Kauffmann for her help in obtaining the model predictions, and the referee, Ralf Bender, for his comments. P. G. v. D. acknowledges support by NASA through Hubble Fellowship grant HF-01126.01-99A awarded by the Space Telescope Science Institute, which is operated by the Association of Universities for Research in Astronomy, Inc., for NASA under contract NAS 5-26555. Support from STScI grants GO06745-95A and GO07372-96A is gratefully acknowledged.

REFERENCES

- Barger, A. J., et al. 1998, *ApJ*, 501, 522
 Baugh, C. M., Cole, S., & Frenk, C. S. 1996, *MNRAS*, 283, 1361
 Beers, T. C., Flynn, K., & Gebhardt, K. 1990, *AJ*, 100, 32
 Bender, R., Ziegler, B., & Bruzual, G. 1996, *ApJ*, 463, L51
 Bender, R., Saglia, R. P., Ziegler, B., Belloni, P., Greggio, L., Hopp, U., & Bruzual, G. 1998, *ApJ*, 493, 529
 Bernardi, M., et al. 1999, *ApJ*, 508, L143
 Burstein, D., Faber, S. M., & Dressler, A. 1990, *ApJ*, 354, 18
 de Carvalho, R. R., & Djorgovski, S. 1992, *ApJ*, 389, L49
 Diaferio, A., Kauffmann, G., Balogh, M. L., White, S. D. M., Schade, D., & Ellingson, E. 2001, preprint (astro-ph/0005485)
 Djorgovski, S., & Davis, M. 1987, *ApJ*, 313, 59
 Dressler, A., Lynden-Bell, D., Burstein, D., Davies, R. L., Faber, S. M., Terlevich, R. J., & Wegner, G. 1987, *ApJ*, 313, 42
 Ellis, R. S., Smail, I., Dressler, A., Couch, W. J., Oemler, A., Jr., Butcher, H., & Sharples, R. M. 1997, *ApJ*, 483, 582
 Faber, S. M., Dressler, A., Davies, R. L., Burstein, D., Lynden-Bell, D., Terlevich, R., Wegner, G. 1987, Faber, S. M., ed., *Nearly Normal Galaxies*. Springer, New York, p. 175
 Faber, S. M., Wegner, G., Burstein, D., Davies, R. L., Dressler, A., Lynden-Bell, D., & Terlevich, R. L. 1989, *ApJS*, 69, 763
 Fabricant, D., Franx, M., & van Dokkum, P. G. 2000, *ApJ*, 539, 577
 Im, M., et al. 2001, *ApJ*, in press (astro-ph/0011092)
 Jørgensen, I., Franx, M., & Kjærgaard, P. 1995, *MNRAS*, 276, 1341

⁸www.mpa-garching.mpg.de/Virgo/data_download.html

- Jørgensen, I., Franx, M., & Kjærgaard, P. 1996, MNRAS, 280, 167
- Kauffmann, G. 1996, MNRAS, 281, 487
- Kelson, D. D., van Dokkum, P. G., Franx, M., Illingworth, G. D., & Fabricant, D. 1997, ApJ, 478, L13
- Kelson, D. D., Illingworth, G. D., van Dokkum, P. G., & Franx, M. 2000, ApJ, 531, 184
- Kelson, D. D., Illingworth, G. D., Franx, M., & van Dokkum, P. G. 2001, ApJ, in press (astro-ph/0103351)
- Kochanek, C. S., et al. 2000, ApJ, 543, 131
- Oke, J. B., et al. 1995, PASP, 107, 375
- Pahre, M. A., de Carvalho, R., & Djorgovski, S. G. 1998, AJ, 116, 1606
- Salpeter, E. 1955, ApJ, 121, 161
- Schade, D., Carlberg, R. G., Yee, H. K. C., Lopez-Cruz, O., & Ellingson, E. 1996, ApJ, 464, L63
- Schade, D., et al. 1999, ApJ, 525, 31
- Stanford, S. A., Eisenhardt, P. R., & Dickinson, M. 1998, ApJ, 492, 461
- Treu, T., Stiavelli, M., Casertano, S., Møller, P., & Bertin, G. 1999, MNRAS, 308, 1037
- van Dokkum, P. G., & Franx, M. 1996, MNRAS, 281, 985 [vDF]
- van Dokkum, P. G., & Franx, M. 2001, ApJ, in press (astro-ph/0101468)
- van Dokkum, P. G., Franx, M., Kelson, D. D., Illingworth, G. D. 1998, ApJ, 504, L17
- van Dokkum, P. G., Franx, M., Fabricant, D., Illingworth, G. D., Kelson, D. D. 2000, ApJ, 541, 95
- Vazdekis, A., Casuso, E., Peletier, R. F., & Beckman, J. E., 1996, ApJS, 106, 307
- Worthey, G. 1994, ApJS, 95, 107