

RADIATION FRONT SWEEPING THE AMBIENT MEDIUM OF GAMMA-RAY BURSTS

ANDREI M. BELOBORODOV¹

Stockholm Observatory, SCFAB, SE-106 91, Stockholm, Sweden; andrei@astro.su.se

Draft version October 20, 2018

ABSTRACT

Gamma-ray bursts (GRBs) are emitted by relativistic ejecta from powerful cosmic explosions. Their light curves suggest that the γ -ray emission occurs at early stages of the ejecta expansion, well before it decelerates in the ambient medium. If so, the launched γ -ray front must overtake the ejecta and sweep the ambient medium outward. As a result a gap is opened between the ejecta and the medium that surfs the radiation front ahead. Effectively, the ejecta moves in a cavity until it reaches a radius $R_{\text{gap}} \approx 10^{16} E_{54}^{1/2}$ cm where E is the isotropic energy of the GRB. At $R = R_{\text{gap}}$ the gap is closed, a blast wave forms and collects the medium swept by radiation. Further development of the blast wave is strongly affected by the leading radiation front: the front plays the role of a precursor where the medium is loaded with e^{\pm} pairs and preaccelerated just ahead of the blast. It impacts the emission from the blast at $R < R_{\text{load}} = 5R_{\text{gap}}$ (the early afterglow). A spectacular observational effect results: *GRB afterglows should start in optical/UV and evolve fast ($< \text{min}$) to a normal X-ray afterglow.* The early optical emission observed in GRB 990123 may be explained in this way. The impact of the front is especially strong if the ambient medium is a wind from a massive progenitor of the GRB. In this case three phenomena are predicted: (1) The ejecta decelerates at $R < R_{\text{load}}$ producing a lot of soft radiation. (2) The light curve of soft emission peaks at $t_{\text{peak}} \approx 40(1+z)E_{54}^{1/2}(\Gamma_{\text{ej}}/100)^{-2}$ s where Γ_{ej} is the Lorentz factor of the ejecta. Given measured redshift z and t_{peak} , one finds Γ_{ej} . (3) The GRB acquires a spectral break at 5 – 50 MeV because harder photons are absorbed by radiation scattered in the wind. A measurement of the break position will determine the wind density.

Subject headings: Cosmology: miscellaneous — gamma-rays: bursts — radiation mechanisms: nonthermal — scattering — shock waves

1. INTRODUCTION

Cosmological gamma-ray bursts (GRBs) are explosions of huge energy $\sim 10^{52} - 10^{54}$ ergs (see Piran 1999 for a review). The relativistic ejecta of the explosion produces the observed γ -ray pulse with duration of a few seconds that propagates ahead of the ejecta and interacts with the ambient medium first, before the blast wave driven by the ejecta.

Madau & Thompson (2000) and Thomson & Madau (2000, hereafter TM) pointed out that the γ -ray pulse can preaccelerate the ambient medium to a high Lorentz factor. Even more importantly, the pulse-medium interaction is accompanied by runaway loading of e^{\pm} pairs (TM). The interaction occurs inside the thin radiation front where the primary photons scatter off the medium and turn into e^{\pm} via $\gamma - \gamma$ reaction; the created e^{\pm} increase the medium opacity, do more scattering, and next generations of e^{\pm} are loaded in a runaway manner. TM also pointed out that the e^{\pm} loading and preacceleration ahead of the blast wave should modify the GRB afterglows (see also recent paper by Mészáros, Ramirez-Ruiz, & Rees 2001).

In the present paper we develop an accurate model for the radiation front and assess its impact on the blast wave. The propagating front is self-similar and its non-linear structure (the rise of density and velocity across the front) admits a simple description. We find the medium parameters behind the front and identify the range of radii where the impact on the medium is strong and hence the ensuing blast wave is strongly affected. Especially interesting effects are found for GRBs with massive progenitors, leading to spectacular observational phenomena.

In this paper we assume that the radiation front is formed early inside the ejecta (the so-called “internal” scenario which

easily explains the fast variability of GRBs, see Piran 1999). The front energy remains constant with radius i.e. we neglect additional radiation from the ensuing blast wave (afterglow) compared to the prompt radiation from the ejecta. In a separate paper (Beloborodov A.M., in preparation) we study the opposite case where the ejecta emission is negligible and the γ -ray front is created by the blast wave itself (the “external” scenario).

In §§ 2 and 3 a detailed formulation of the problem and basic equations are given. Numerical solution is presented in § 4. In § 5 we develop an analytical model that explains the front structure and reproduces the numerical results with good accuracy. The backreaction of the GRB-medium interaction on the prompt γ -rays is studied in § 6. The sweeping of the medium by radiation and the front evolution with radius are studied in § 7. In § 8 we compute the blast wave dynamics in the preaccelerated environment and evaluate its emission.

2. FORMULATION OF THE PROBLEM

2.1. Basic parameters of the front

GRB produces a thin shell (“front”) of collimated radiation with bolometric flux $F(\varpi)$ and spectrum $F_{\epsilon}(\varpi)$ where $\epsilon = h\nu/m_e c^2$ and ϖ is the Lagrangian coordinate in the moving shell, $0 < \varpi < \Delta$. Here Δ is the front thickness and Δ/c is the observed duration of the burst. The front propagates through the ambient medium with velocity c . The medium interaction with the front is convenient to view in the ϖ -coordinate: medium “enters” the Δ -shell at $\varpi = 0$, passes through it and goes out at $\varpi = \Delta$ with new density and velocity. Radiation scattered by the medium is decollimated and also streams toward large ϖ , being absorbed by the primary beam.

¹ Also at Astro-Space Center of Lebedev Physical Institute, Profsojuznaja 84/32, Moscow 117810, Russia

The scattering of GRB radiation can have a strong impact on the medium if each electron scatters many photons during its passage through the Δ -shell. The photons “kicked out” by the electron from the collimated γ -ray beam can be converted into e^\pm , so a large number of scatterings would imply a large number of pairs created per one ambient electron. The main contribution to pair production comes from photons with $\epsilon \sim 1$ (see § 5), and their density is $n_{\text{ph}} \sim F/m_e c^3$. The electron scatters many photons if its “free path” $\lambda = 1/n_{\text{ph}} \sigma_T$ (the difference $\delta\varpi$ between successive scatterings) is smaller than the front width,²

$$\lambda = \frac{m_e c^3}{F \sigma_T} = 4.64 \times 10^6 R_{15}^2 L_{53}^{-1} \text{ cm} < \Delta. \quad (1)$$

The radiation flux is $F = L/4\pi R^2$ where R is the distance from the center of the explosion and L is the isotropic luminosity of the GRB. The total energy of the radiation pulse is $E = (\Delta/c)L$ and the condition (1) can be rewritten as

$$R < R_\lambda = \left(\frac{E \sigma_T}{4\pi m_e c^2} \right)^{1/2} = 8.0 \times 10^{16} E_{53}^{1/2} \text{ cm}. \quad (2)$$

Beside λ there is another important length-scale in the front — the typical $\delta\varpi$ the scattered photons pass before they get absorbed by the primary radiation. This “photon free path” (hereafter denoted $\lambda_{\gamma\gamma}$) far exceeds λ . It implies that pair creation occurs at larger ϖ i.e. substantially lags behind scattering. As we show in § 5, the runaway pair loading starts at $\varpi = a \approx \sqrt{\lambda \lambda_{\gamma\gamma}} \approx 30\lambda$. Efficient pair loading in the front requires $\Delta > 30\lambda$ which implies a tighter constraint on radius: $R < R_{\text{load}} = R_\lambda / \sqrt{30}$. At radii larger than R_{load} there is neither pair loading nor acceleration of the medium.

R_{load} should be compared with the deceleration radius of the GRB ejecta. The standard $R_{\text{dec}} \sim 10^{16} - 10^{17} \text{ cm} > R_{\text{load}}$ holds if the ejecta decelerates in a normal interstellar medium (ISM). However, if the GRB has a massive progenitor, its ambient medium is the wind from the progenitor; then $R_{\text{dec}} \sim 10^{14} - 10^{16} \text{ cm}$ depends on the mass loss \dot{M} and the velocity w of the wind, e.g. $R_{\text{dec}} \sim 10^{15} \text{ cm}$ for $\dot{M} = 10^{-5} M_\odot \text{ yr}^{-1}$ and $w = 10^8 \text{ cm s}^{-1}$ expected for a Wolf-Rayet progenitor (Chevalier & Li 1999). The impact of the radiation front is especially strong in the latter scenario where $R_{\text{dec}} < R_{\text{load}}$. In particular, as shown in § 8, the very value of R_{dec} is changed.

The front model we construct makes use of the fact that the scattering optical depth of the ambient medium $\tau_R = \sigma_T R \rho_0 / m_p$ is very small. The GRB pulse-medium interaction occurs in a specific regime: each electron of the medium experiences a lot of scattering while GRB photons have a low probability of scattering. (Pair loading increases the optical depth; in the calculations we assume that the medium remains transparent and discuss the conditions under which it becomes opaque in § 6.1.) Another important feature of GRBs is that the radiation density strongly dominates over the rest-mass of the ambient medium, $F/c \gg \rho_0 c^2$. The primary radiation dominates over the scattered radiation, e^\pm , and magnetic field in the front.

When the backreaction on the radiation pulse is negligible on time-scales $< R/c$, the propagating front is *quasi-steady*. It can be formalized as follows. Let us define

$$\varpi = ct - R, \quad (3)$$

where t is the time passed since the beginning of the explosion. Then we have $R = ct$ and $\varpi = 0$ at the leading boundary of the front, and $\varpi = \Delta$ at the trailing boundary. Now let us change variables $(t, R) \rightarrow (t, \varpi)$. That the front is quasi-steady means that the medium parameters are functions of $\varpi \ll R$ and $t \approx R/c$ is a slowly changing parameter. The front gradually changes when its radius R increases. We aim to construct a model for the front structure, i.e. determine the medium density and velocity as functions of ϖ . We will show that the front evolves in a self-similar manner: with increasing R , its structure is given by same unique functions of dimensionless coordinate $\xi = \varpi/\lambda$.

The front is thin ($\Delta \ll R$) and its quasi-steady structure (formed on time-scales $\ll R/c$) can be described in plane-parallel geometry. The collimation of GRB radiation is very strong, $\Delta\theta < 0.01$, and to a first approximation it is perfectly collimated. Asymmetry of the explosion does not affect the calculations unless the ejecta are beamed within an angle less than $\Delta\theta$. Possible inhomogeneity of the ambient medium is not considered in this paper [in contrast, Dermer & Böttcher (2000) discussed the impact of the γ -rays on circumstellar clouds].

2.2. Particle collectivization and the cold approximation

It is reasonable to assume that the loaded e^\pm share immediately their net momentum with the medium. Even though the Coulomb collisions are extremely inefficient, there are two other mechanisms of momentum exchange:

(1) The created e^\pm form a stream interacting with the medium via beam instability. The instability time-scale is of order ω_{pl}^{-1} where $\omega_{\text{pl}} = (4\pi n_e e^2 / m_e)^{1/2}$ is the plasma frequency and n_e is the electron density.

(2) In the presence of transverse magnetic field B the pairs gyrate around the field lines frozen into the medium on the Larmor time, $\omega_B^{-1} = m_e c / Be$. The net momentum of e^\pm is thus communicated to the medium.

The first mechanism should always work because its time-scale is shorter than the Compton cooling time of e^\pm , $t_C = (3m_e c^2 / 8\sigma_T F)$, and also much shorter than the time of medium dynamics across the front. The magnetic coupling may dominate if $\omega_B > \omega_{\text{pl}}$ which requires $B^2 / 4\pi > n_e m_e c^2$. When the medium accelerates one should substitute the rest-frame magnetic field, density, and flux in these estimates. The acceleration results in compression (Madau & Thompson 2000), the density and magnetic field are amplified, and the coupling becomes even stronger.

The coupling passes the net momentum of injected e^\pm to the medium and maintains their distribution approximately isotropic in the medium rest frame. It does not ensure however that the e^\pm also share their energy with other particles. One can distinguish between two possible situations: (1) *Partial collectivization*: e^\pm injected with a Lorentz factor γ_e (measured in the medium rest frame) quickly get isotropized but preserve γ_e ; their subsequent cooling is controlled by Compton losses. This is the case with magnetic coupling. (2) *Complete collectivization*: all particles share their energy instantaneously and maintain a Maxwellian distribution in the medium rest frame. It might be the case if collective modes provide sufficient coupling.

We will show that the majority of e^\pm are loaded with moderately relativistic energies, cool efficiently (even with partial

²Standard notation is used throughout the paper: a magnitude Y measured in CGS units and divided by 10^k is denoted as Y_k .

collectivization), and remain at subrelativistic energies. Particles created at ϖ are Compton cooled much faster than the medium moves to $\varpi + a$ where next generation of hot pairs is created. Therefore the bulk of pair-creating radiation at $\varpi + a$ has been scattered by cooled particles. To the first approximation, the medium can be considered as a cold plasma with a bulk velocity β found from momentum conservation. We hereafter use this ‘‘cold’’ approximation since it greatly simplifies the calculations; its validity is checked in § 4.

3. BASIC EQUATIONS

In this section we give the equations of a steady radiation front in the plane-parallel geometry (see § 2.1).

3.1. Scattering and pair creation

Let μ be the cosine of the scattering angle. A primary collimated photon scattered through μ starts to move backward with respect to the Δ -shell with velocity $d\varpi/dt = c(1 - \mu)$ and its ϖ -coordinate grows. The scattering at $0 < \varpi' < \varpi$ determines the intensity of scattered radiation at ϖ ,

$$I_{\text{sc}}(\mu, \epsilon_{\text{sc}}) = \int_0^{\varpi} \frac{d\varpi'}{1 - \mu} F_{\epsilon} n \frac{(1 - \beta)}{2\pi} \frac{d\sigma}{d\mu} \frac{\epsilon_{\text{sc}}}{\epsilon} e^{-\tau_{\gamma\gamma}}. \quad (4)$$

Here $d\varpi'/(1 - \mu) = cdt$ is the length element along the scattered ray, $d\sigma/d\mu$ is Compton cross-section (see Appendix), n is the electron/positron density, and β is the medium velocity in units of c . F_{ϵ} , n , and β are taken at the location of scattering, ϖ' . The photon energies before and after the scattering, ϵ and ϵ_{sc} , are related by

$$\epsilon_{\text{sc}} = \frac{\epsilon(1 - \beta)}{1 - \beta\mu + (1 - \mu)\epsilon/\gamma}, \quad (5)$$

where $\gamma = (1 - \beta^2)^{-1/2}$ is the Lorentz factor of the scattering medium.

The scattered radiation that propagates from ϖ' to ϖ is attenuated by $\gamma - \gamma$ absorption. This is accounted for by the exponential factor in equation (4) where $\tau_{\gamma\gamma}$ is the $\gamma - \gamma$ optical depth,

$$\tau_{\gamma\gamma} = \int_{\varpi'}^{\varpi} \kappa_{\gamma\gamma} d\varpi. \quad (6)$$

The opacity $\kappa_{\gamma\gamma}$ is dominated by the primary collimated radiation (the scattered radiation has much smaller density, see § 2.1). A scattered photon ($\epsilon_{\text{sc}}, \mu$) can interact with primary photons ϵ that are above the threshold

$$\epsilon_{\text{thr}} = \frac{2}{(1 - \mu)\epsilon_{\text{sc}}}. \quad (7)$$

The cross-section for interaction with $\epsilon \gtrsim \epsilon_{\text{thr}}$ is $\sigma_{\gamma\gamma} \sim 0.1\sigma_{\text{T}}$. The $\tau_{\gamma\gamma}$ can be viewed as the product of $(1 - \mu)\sigma_{\gamma\gamma}$ and the column density of primary photons above the threshold, $\sim s(F_{\epsilon_{\text{thr}}}/m_e c^3)$ where $s = c(t - t') = (\varpi - \varpi')/(1 - \mu)$ is the path passed by the scattered photon.

The exact expression for $\kappa_{\gamma\gamma}(\mu, \epsilon_{\text{sc}})$ is given in equation (7) of Appendix. In numerical examples we will consider a homogeneous primary radiation pulse i.e. assume that the spectrum F_{ϵ} does not depend on ϖ . Then the $\gamma - \gamma$ opacity is homogeneous across the Δ -shell and $\tau_{\gamma\gamma}(\varpi, \varpi') = (\varpi - \varpi')\kappa_{\gamma\gamma}$.

The pair creation rate at given ϖ is the rate of $\gamma - \gamma$ interaction between $I_{\text{sc}}(\mu, \epsilon_{\text{sc}})$ and the primary beam F_{ϵ} ,

$$\begin{aligned} \dot{n}_+(\varpi) &= 2\pi \int_{-1}^1 d\mu \int d\epsilon_{\text{sc}} \frac{I_{\text{sc}}(\mu, \epsilon_{\text{sc}})}{\epsilon_{\text{sc}} m_e c^2} (1 - \mu) \kappa_{\gamma\gamma} \\ &= \int_0^{\varpi} d\varpi' \int_{-1}^1 d\mu \int d\epsilon \frac{d\epsilon_{\text{sc}}}{d\epsilon} \frac{F_{\epsilon} \kappa_{\gamma\gamma}}{\epsilon m_e c^2} n (1 - \beta) \frac{d\sigma}{d\mu} e^{-\tau_{\gamma\gamma}}. \end{aligned} \quad (8)$$

Here we made use of equation (4).

3.2. Continuity equation

Let n_i and n_e be the density of background ions and electrons, and let $2n_+$ be the density of created e^{\pm} pairs. The total electron density of the medium $n = n_e + 2n_+$ and its velocity $v = \beta c$ satisfy the continuity equation. For a plane-parallel front the continuity equation reads

$$\frac{\partial n}{\partial t} + \frac{\partial(nv)}{\partial R} = 2\dot{n}_+ - 2\dot{n}_{\text{ann}}, \quad (9)$$

where \dot{n}_+ and \dot{n}_{ann} are the local rates of pair creation and annihilation, respectively. The annihilation rate $\dot{n}_{\text{ann}} = (3/8)(1 - \beta^2)n_+^2\sigma_{\text{T}}c$ is many orders of magnitude smaller than \dot{n}_+ and hereafter we neglect annihilation.

Since both n and v are functions of $\varpi = ct - R$ only, we have $\partial/\partial t = cd/d\varpi$ and $\partial/\partial R = -d/d\varpi$, and rewrite the continuity equation as

$$c \frac{d}{d\varpi} [n(1 - \beta)] = 2\dot{n}_+. \quad (10)$$

The immediate consequence of this equation is that the magnitude

$$n^* \equiv n(1 - \beta) \quad (11)$$

would conserve in the absence of pair creation and hence the compression of accelerated medium is $(1 - \beta)^{-1}$ (see also Madau & Thompson 2000). In particular, for the background electrons and ions we have

$$n_e^* \equiv n_e(1 - \beta) = n_0, \quad n_i^* \equiv n_i(1 - \beta) = n_{i0}. \quad (12)$$

Here n_0 and n_{i0} are the electron and ion densities prior to the interaction with the front.

The mass density of the medium is (we neglect the additional mass associated with the plasma internal energy: the cold approximation)

$$\rho = n_i m_i + n m_e = \frac{\rho_0}{1 - \beta} \left(1 + \frac{n^*}{n_0} \frac{m_e}{\mu_e m_p} \right), \quad \mu_e \equiv \frac{\rho_0}{n_0 m_p}. \quad (13)$$

We neglected the small contribution ($\sim m_e/m_p$) of the background electrons to ρ_0 . The m_i is the ion mass and μ_e is the medium mass (in units of m_p) per electron: $\mu_e = 1$ for hydrogen and $\mu_e = 2$ for helium or heavier ions. The ratio n^*/n_0 shows the number of e^{\pm} loaded per one background electron.

The cross-section for Compton scattering is inversely proportional to the squared mass of the scatter, so only e^{\pm} are efficient scatters. The average mass per one scatter is

$$m_* = \frac{\rho}{n}. \quad (14)$$

The initial $m_* = \mu_e m_p$ can decrease to m_e as a result of pair loading.

3.3. Momentum conservation

The law of momentum conservation reads (neglecting the pressure forces: the cold approximation)

$$\frac{\partial(v\gamma\rho)}{\partial t} + \frac{\partial(v^2\gamma\rho)}{\partial R} = \dot{P}_{\pm} + \dot{P}_{sc}, \quad (15)$$

where \dot{P}_{\pm} is the momentum deposited by pair creation per unit volume per unit time and \dot{P}_{sc} is the momentum deposited by photon scattering off the medium. We rewrite this equation as

$$c^2 \frac{d}{d\varpi} [\rho\beta\gamma(1-\beta)] = \dot{P}_{\pm} + \dot{P}_{sc}. \quad (16)$$

The scattering passes momentum from the beamed radiation to the medium with rate

$$\dot{P}_{sc} = \left(1 - \frac{\gamma^4}{\gamma_{sat}^4}\right) \frac{n^*}{c} \int d\epsilon \frac{F_{\epsilon}}{\epsilon} \int d\sigma (\epsilon - \mu\epsilon_{sc}). \quad (17)$$

The factor $1 - \gamma^4/\gamma_{sat}^4$ accounts for a finite collimation angle of the primary radiation (see eq. 6 of Appendix). Assuming that the radiation is emitted by the ejecta with Lorentz factor Γ_{ej} at $R = R_{em}$, we have $\gamma_{sat} = \Gamma_{ej}(R/R_{em})$ at a radius R .

The momentum deposited by pair creation is given by

$$\dot{P}_{\pm} = \int_0^{\varpi} d\varpi' \int_{-1}^1 d\mu \int d\epsilon_{sc} \frac{F_{\epsilon} \kappa \gamma \gamma}{\epsilon m_e c^2} n^* \frac{d\sigma}{d\mu} e^{-\tau\gamma} p_{\pm}. \quad (18)$$

Here $p_{\pm}(\mu, \epsilon_{sc})$ is the average momentum of the e^{\pm} pair created when a scattered photon (μ, ϵ_{sc}) gets absorbed,

$$\frac{p_{\pm}}{m_e c} = \mu\epsilon_{sc} + \chi\epsilon_{thr}. \quad (19)$$

The numerical factor $\chi \sim 1$ is given in equation (9) of Appendix.

3.4. Thermal balance

The continuity and momentum equations allow one to compute the dynamics of the medium in the cold approximation. When we know the dynamics of the cold medium, we can evaluate its temperature from the thermal balance; it will allow us to check the consistency of the cold approximation. The thermal balance in the medium rest frame reads

$$\frac{d(u\tilde{V})}{d\tilde{t}} = -p \frac{d\tilde{V}}{d\tilde{t}} + \gamma_{inj} m_e c^2 \frac{d(\tilde{n}\tilde{V})}{d\tilde{t}} + (C^+ - C^-)\tilde{V}. \quad (20)$$

Here u is internal energy density of the medium (including rest mass of e^{\pm}), p is pressure, $\gamma_{inj}(\varpi)m_e c^2$ is the mean energy of injected e^{\pm} , \tilde{V} is volume per barion, and $d\tilde{t} = dt/\gamma$; all these magnitudes are measured in the rest frame of the medium.

The terms C^{\pm} are the rates of Compton heating/cooling. Both depend on the particle energy distribution in the medium rest frame. Given the uncertainty of this distribution we replace it by δ -function at a mean Lorentz factor γ_e and estimate roughly

$$C^+ - C^- = \frac{4}{3} (\beta_C^2 \gamma_C^2 - \beta_e^2 \gamma_e^2) \tilde{n}\tilde{V} \sigma_T \tilde{F}_T, \quad (21)$$

where $\gamma_e = \gamma_C$ corresponds to Compton equilibrium and \tilde{F}_T is the flux of (primary) radiation that scatters in Thomson regime;

this flux is measured in the medium rest frame and it is approximately

$$\tilde{F}_T = F_T(\epsilon < \epsilon_{KN}) \frac{1-\beta}{1+\beta}, \quad \epsilon_{KN} \sim \frac{\gamma(1+\beta)}{\gamma_e}. \quad (22)$$

Here ϵ_{KN} is the typical energy above which the scattering occurs in the Klein-Nishina regime. $F_T(\epsilon < \epsilon_{KN})$ is the primary flux with $\epsilon < \epsilon_{KN}$, measured in the lab frame.

The ions carry a small fraction of the thermal energy (even if they manage to share the energy with e^{\pm} , their density $n_i \ll n$ as soon as pair creation begins) and hence $u \approx \gamma_e m_e c^2 \tilde{n}$. Note that $\tilde{n}\tilde{V} = n^*$ and $\tilde{V} = \gamma(1-\beta)V_0$ where V_0 is volume per barion prior to the interaction with the front. Substituting these relations into equation (20) and taking into account that $d\varpi/d\tilde{t} = c\gamma(1-\beta)$ we get after simple algebra

$$\frac{d\gamma_e}{d\varpi} = -\frac{(p/\tilde{n}m_e c^2)}{\gamma(1-\beta)} \frac{d}{d\varpi} [\gamma(1-\beta)] + \frac{(\gamma_{inj} - \gamma_e)}{n^*} \frac{dn^*}{d\varpi} + \frac{4}{3} \frac{(\gamma_C^2 - \gamma_e^2)}{\gamma(1+\beta)} \frac{\sigma_T F_T}{m_e c^3}. \quad (23)$$

We estimate the pressure interpolating between nonrelativistic $p/\tilde{n}m_e c^2 = (2/3)(\gamma_e - 1)$ and relativistic $p/\tilde{n}m_e c^2 = \gamma_e/3$ limits,

$$\frac{p}{\tilde{n}m_e c^2} \approx \frac{\gamma_e^2 - 1}{3\gamma_e} \approx \frac{kT}{m_e c^2} \equiv \Theta. \quad (24)$$

Here we introduced a temperature T . For a Maxwellian plasma T is related to pressure by $p = \tilde{n}kT$ in both non-relativistic and relativistic cases. For a non-Maxwellian distribution, T is an effective temperature defined by $p = \tilde{n}kT$.

Once we know $\gamma(\varpi)$ and $n^*(\varpi)$ from the dynamic ‘‘cold’’ solution we can find F_T and $\gamma_{inj}(\varpi)$ (see Appendix). Then we can solve numerically equation (23) and find $\gamma_e(\varpi)$ and $\Theta(\varpi)$.

4. NUMERICAL RESULTS

In this section we construct a numerical model of the front. Here we assume that the ambient medium is hydrogen ($\mu_e = 1$, see eq. 13); the extension to $1 < \mu_e < 2$ is simple (§ 5).

We integrate the ordinary differential equations (10) and (16) with the boundary conditions $\beta = 0$ and $n = n_0$ at $\varpi = 0$. At each step $d\varpi$ we know the radiation scattered at previous steps (smaller ϖ) and find the local pair creation rate from equation (8) and the rate of momentum injection from equations (17) and (18). After getting the dynamic solution $n(\varpi)$ and $\gamma(\varpi)$ we integrate the thermal balance equation (23) with the boundary condition $\gamma_e(0) = 1$ and find $\gamma_e(\varpi)$.

The input of the calculations is the GRB spectrum $F_{\epsilon}(\varpi)$ and the output is the front structure $n(\varpi)/n_0$, $\beta(\varpi)$, and $\gamma_e(\varpi)$. For numerical illustration we take a radiation pulse with constant spectrum

$$F_{\epsilon} = \begin{cases} F_1 \epsilon^{-\alpha_1}, & \epsilon < 1, \\ F_1 \epsilon^{-\alpha_2}, & 1 < \epsilon < \epsilon_{br}, \\ 0, & \epsilon > \epsilon_{br}. \end{cases} \quad (25)$$

Such a spectral shape is observed in GRBs with $\alpha_1 \sim \pm 0.5$ and $\alpha_2 \sim 1.5 \pm 0.5$ (Preece et al. 2000). In numerical examples we fix $\alpha_1 = 0$ and assume $\alpha_2 > 1$. Then the problem has a well defined solution in the limit $\epsilon_{br} \rightarrow \infty$. The finiteness of

$\epsilon_{\text{br}} \gg 1$ causes a break in pair loading at $\varpi = \varpi_{\text{br}}$ (see §§ 5.3 and 6.2). In the examples below we take $\epsilon_{\text{br}} = 10^2$.

The solution is a function of the dimensionless coordinate³ $\xi = \varpi/\lambda$ where λ is given by equation (1) with the total flux

$$F = \frac{(\alpha_2 - \alpha_1)F_1}{(1 - \alpha_1)(\alpha_2 - 1)}. \quad (26)$$

4.1. Dynamical structure of the front

Figure 1 shows the computed front structure in the case of $\alpha_2 = 1.5$ and $\gamma_{\text{sat}} = 10^3$ (the solution does not depend on γ_{sat} until γ approaches γ_{sat} , cf. eq. 17). Near the leading boundary of the front, the medium has $\gamma \approx 1$ and pair loading proceeds exponentially on scale of $\xi_{\text{load}} \approx 30$. At $\xi_{\text{acc}} \approx 10^2$ the medium accelerates.

The acceleration length can be understood in simple terms. When a portion $d\varpi$ of the radiation pulse overtakes an electron with $\gamma \approx 1$, it passes momentum $dp \approx 0.2(F\sigma_T/c^2)d\varpi$ (here 0.2 is a Klein-Nishina correction). Hence $dp/d\xi \approx 0.2m_e c$ and the medium acceleration length is $\xi_{\text{acc}} \approx 5m_*/m_e$ where $m_* = m_p(n_0/n^*)$ is mass per scatter (see eqs. 14 and 13). This yields an estimate

$$\xi_{\text{acc}} \approx 5(m_p/m_e) \exp(-\xi_{\text{acc}}/30), \quad (27)$$

i.e. $\xi_{\text{acc}} \approx 10^2$. The estimate neglects the additional acceleration due to \dot{P}_{\pm} which is approximately equal to \dot{P}_{sc} at $\xi \sim \xi_{\text{acc}}$ (see Fig. 2). More exact formulae are derived in § 5.

The pair loading continues in the accelerated zone $\xi > \xi_{\text{acc}}$ and m_* further decreases. Therefore the medium accelerates very fast, $\gamma \approx (\xi/\xi_{\text{acc}})^3$, until n^*/n_0 reaches m_p/m_e and m_* saturates at m_e ; afterward $\gamma \propto \xi^{3/2}$.

The accelerating medium scatters radiation through smaller angles, $\mu \approx \beta \rightarrow 1$, and pair loading slows down: $d^2n^*/d\xi^2$ becomes negative at $\xi \approx \xi_{\text{acc}}$. The decrease in pair production is caused by the growth of the threshold for $\gamma - \gamma$ interaction, $\epsilon_{\text{thr}} \propto (1 - \mu)^{-1}$ (eq. 7). The scattering by medium with a relativistic γ produces photons with $1 - \mu \approx 1/2\gamma^2$, and hence $\epsilon_{\text{thr}} \propto \gamma^2 \propto (\xi/\xi_{\text{acc}})^6$. The $\gamma - \gamma$ opacity seen by the beamed scattered photons, $\kappa_{\gamma\gamma} \propto \epsilon_{\text{thr}}^{-\alpha_2}$, becomes very low and they travel almost freely across the front with a free-path $\lambda_{\gamma\gamma} = \kappa_{\gamma\gamma}^{-1} \propto (\xi/\xi_{\text{acc}})^{6\alpha_2}$. For instance photons with $\epsilon = 1$ scattered by medium with $\gamma = 2$ (at $\xi = 1.3\xi_{\text{acc}}$) are absorbed only at $\xi \sim 10^4$, i.e. absorption strongly lags behind scattering. It implies that photons scattered at $\xi \gtrsim \xi_{\text{acc}}$ control the pair loading in the whole relativistic zone of the front. The pair loading thus decouples from the medium dynamics at $\xi \gg \xi_{\text{acc}}$. As explained in § 5, the bulk of radiation scattered at $\xi > \xi_{\text{sc}} \approx 1.4(\epsilon_{\text{br}}/100)^{1/6}$ (where $\gamma > \gamma_{\text{sc}} = \sqrt{\epsilon_{\text{br}}}/4$) is not absorbed at all and escapes the front.

At $\xi_{\pm} \approx 10^3$ the e^{\pm} density exceeds the density of the ambient electrons by the factor m_p/m_e and m_* saturates at m_e . Then equations (16) and (17) yield

$$\frac{d\gamma}{d\xi} = \frac{1}{2} \left(1 - \frac{\gamma^4}{\gamma_{\text{sat}}^4} \right) - \frac{\gamma}{n^*} \frac{dn^*}{d\xi}. \quad (28)$$

Here we took $\beta \approx 1$ and calculated \dot{P}_{sc} with Thomson cross-section (medium with $\gamma \gg 1$ scatters the GRB radiation in Thomson regime). We neglected \dot{P}_{\pm} compared to \dot{P}_{sc} , which is

³The ξ -coordinate has the meaning of dimensionless fluence of the burst, $\xi = (\sigma_T/m_e c^3)F\varpi$. The computed $n(\xi)$ are $\gamma(\xi)$ are also the exact solution for bursts with arbitrary light curves $F_1(\varpi)$ (but with a fixed spectral shape) once ξ is defined as $\xi = (\sigma_T/m_e c^3) \int_0^{\varpi} F d\varpi'$.

a good approximation at $\gamma \gg 1$ (see Fig. 2). In the absence of pair loading ($d \ln n^*/d \ln \xi \ll 1$), γ would tend to the asymptotics $\gamma = \xi/2$. However before γ can reach any asymptotics it saturates. The saturation happens at $\xi = \xi_c \lesssim 10^4$.

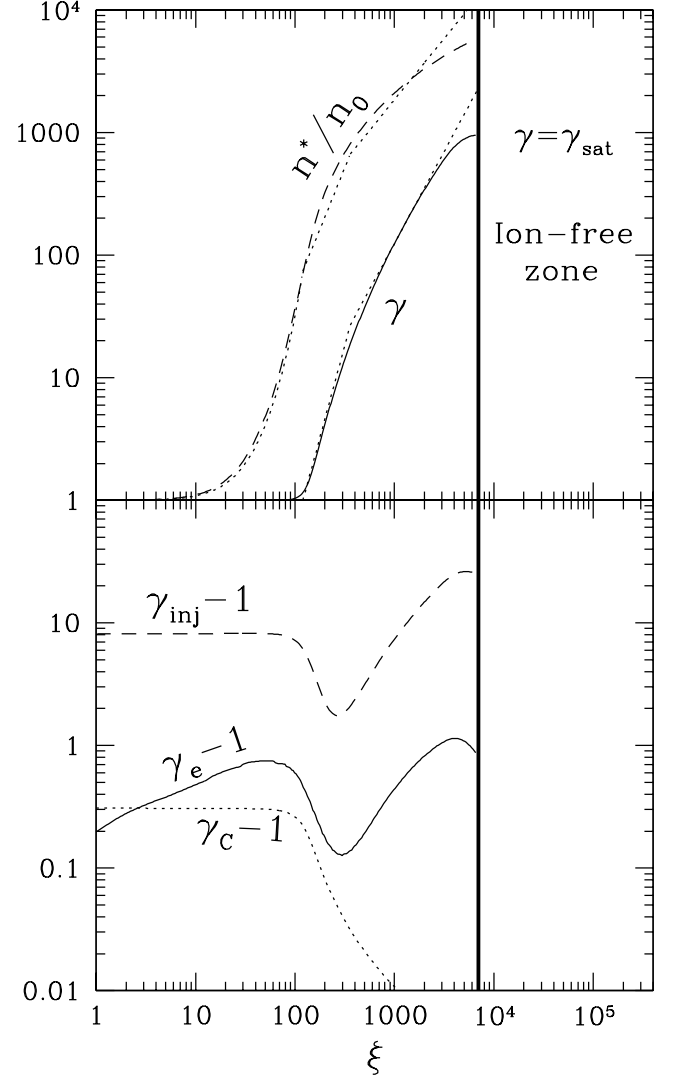


FIG. 1.— Structure of the radiation front for $\alpha_1 = 0$, $\alpha_2 = 1.5$, $\epsilon_{\text{br}} = 10^2$. *Top*: Dynamic structure. *Dashed and solid curves* show $n^*(\xi)/n_0$ and $\gamma(\xi)$ where $\xi = \varpi/\lambda$. *Solid vertical line* shows the boundary of the ion-free zone, ξ_c , where γ reaches γ_{sat} . *Dotted curves* show the analytical model of § 5 (see eqs. 49,55,62,63). *Bottom*: Thermal structure. *Solid curve* shows the mean kinetic energy of particles in the medium rest frame. The other two curves display $\gamma_{\text{inj}} - 1$ and $\gamma_c - 1$ (cf. the text).

Our steady dynamic problem becomes inconsistent when γ saturates. The assumption that the front has the speed of light and the medium passes through it with $d\varpi/dt = 1 - \beta$ becomes wrong. Instead the medium gets stuck in the front: it has reached the velocity β_{sat} such that the net flux of GRB radiation vanishes in the medium rest frame. The β_{sat} is determined by the angular spread of the radiation and represents the effective velocity of the radiation pulse. Saturation implies that the ambient (ion) medium is trapped in the pulse and cannot penetrate the zone $\xi > \xi_c$ — this zone is ion-free. (More exactly, the ions cannot penetrate $\xi > \max\{\xi_c, \xi_{\text{mix}}\}$ where $\xi_{\text{mix}} \sim \gamma_{\text{sat}}^{-2}R/\lambda$, see § 7.1.) The trapped ions accumulate and surf the pulse.

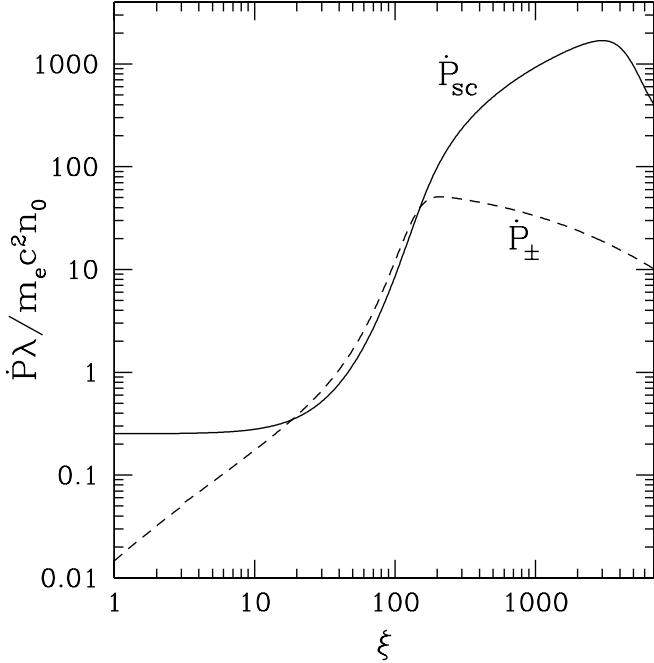


FIG. 2.— Momentum deposition rate in the front shown in Figure 1. *Solid* and *dashed* curves display \dot{P}_{sc} and \dot{P}_{\pm} (see eqs. 16-18).

Radiation scattered by the medium in the process of its acceleration partially propagates to the ion-free zone of the front and produces e^{\pm} there owing to $\gamma - \gamma$ reaction with the primary radiation. A steady $\dot{n}_{+}(\varpi)$ is established throughout the whole front on a relatively short time-scale $\sim \varpi/(1-\mu)c$ where $1-\mu \lesssim (1/2\gamma_{sc}^2) \sim 0.1$ represents the typical collimation angle of the scattered radiation that produces pairs. The pairs created in the ion-free zone acquire the saturated Lorentz factor, stay almost static in the ϖ -coordinate, and accumulate.

The constructed plane-parallel model can be applied to the expanding spherical front as long as the time-scales involved do not exceed R/c . In particular, the time $t_{acc}(\gamma)$ of medium acceleration to a given $\gamma(\varpi)$ should be smaller than R/c . To estimate t_{acc} assume the most favorable conditions for acceleration: $m_* = m_e$ and $d \ln n^*/d \ln \xi \ll 1$; then equation (28) reads $d\gamma/dt = (c/\lambda)(1-\beta)/(1+\beta) \approx (c/4\gamma^2\lambda)$ and gives $t_{acc} \approx \gamma^3\lambda/c$. From $t_{acc} < R/c$ we find $\gamma < \gamma_{max}$ where

$$\gamma_{max} \approx \left(\frac{R}{\lambda}\right)^{1/3} = 6 \times 10^2 R_{15}^{-1/3} L_{53}^{1/3}. \quad (29)$$

Both γ_{sat} and γ_{max} evolve as the spherical front expands. If $\gamma_{max} < \gamma_{sat}$ the boundary of the ion-free zone ξ_c is determined by $\gamma = \gamma_{max}$ rather than $\gamma = \gamma_{sat}$. We discuss the front evolution in more detail in § 7 and derive $\xi_c(R)$ there. Here it is worth to emphasize that the front structure shown in Figure 1 at $\xi < \xi_c$ does not change with radius, i.e. the front is self-similar. Since $\lambda \propto R^2$ the front is just “stretched” in ϖ -coordinate as R grows. Note also that the front trailing boundary $\xi_{\Delta} = \Delta/\lambda$ in Figure 1 moves to the left with increasing R and becomes smaller than ξ_c at some radius R_c found in § 7. At $R > R_c$ there is no ion-free zone and the whole front is described by the self-similar solution.

4.2. Thermal structure of the front

In the bottom panel of Figure 1 one can see two peaks of γ_e at $\xi \approx 70$ and $\xi \approx 4 \times 10^3$. They correspond to the beginning

and the end of the medium acceleration. This unusual temperature profile can be understood from equation (23) which we rewrite as

$$\frac{d\gamma_e}{d\xi} = \frac{\Theta}{\xi_{acc}} + \frac{\gamma_{inj} - \gamma_e}{\xi_{load}} - \frac{\gamma_e}{\xi_C}. \quad (30)$$

Here the effective temperature Θ is related to the average Lorentz factor γ_e via equation (24), $\xi_{acc} = (-d \ln[\gamma(1+\beta)]/d\xi)^{-1}$ is the acceleration length, $\xi_{load} = (d \ln n^*/d\xi)^{-1}$ is the pair loading length, and

$$\xi_C = \frac{3}{4} \frac{F}{F_T} \frac{\gamma(1+\beta)\gamma_e}{\gamma_e^2 - \gamma_C^2} = \begin{cases} \frac{3}{4} \frac{F}{F_T} \frac{\gamma(1+\beta)}{\gamma_e}, & \gamma_e \gg 1, \\ \frac{3}{4} \frac{F}{F_T} \frac{\gamma(1+\beta)}{\beta_e^2 - \beta_C^2}, & \beta_e \ll 1, \end{cases} \quad (31)$$

is the length of Compton cooling.

The initial temperature of the medium is low and it gradually rises at small ξ owing to injection of pairs with $\gamma_{inj} \sim 10$. Already at $\xi \approx 3$ the temperature exceeds the Compton equilibrium value Θ_C . Thereafter $\Theta > \Theta_C$ and Compton scattering cools the medium rather than heats. At $\xi \approx \xi_{load} \sim 30$ the pair density exceeds that of background electrons and begins to exponentiate. One could then expect a high heating rate, however Compton cooling is very efficient and keeps the temperature below $m_e c^2$. The length of Compton cooling is $\xi_C \approx (F/F_T)\epsilon_{KN} \sim 1$. It is much shorter than ξ_{load} and therefore the cooling competes successfully with the heating. This competition is described by equation

$$\frac{d\gamma_e}{d\xi} \approx \frac{\gamma_{inj}}{\xi_{load}} - \frac{\gamma_e}{\xi_C}. \quad (32)$$

Here we neglected the first (adiabatic) term on the right-hand side of equation (30) since it is much smaller than the other two terms. Equation (32) shows that $\gamma_e - 1$ saturates at $\sim \xi_C \gamma_{inj}/\xi_{load} \lesssim 1$. This is the first maximum of the temperature profile.

At $\xi \approx \xi_{acc} \approx 10^2$ the medium begins to accelerate and then the relative velocity between the injected e^{\pm} stream and the medium decreases. Correspondingly, γ_{inj} , the heating rate, and the medium temperature fall down.

When the medium Lorentz factor reaches $\gamma \sim 10$, the relative velocity between the injected e^{\pm} stream and the medium vanishes and changes sign. Here γ_{inj} reaches a minimum. Afterward the e^{\pm} loading tries to *decelerate* the medium (see also § 5.4). The acceleration by scattering, however, dominates and the medium continues to accelerate. Now γ_{inj} rises again (the relative velocity between the injected e^{\pm} and the medium again increases) and the heating rate and the temperature grow.

The cold approximation is especially good near the minimum of γ_e at about $2\xi_{acc}$. The temperature is also quite low at $\xi_{acc} < \xi < 2\xi_{acc}$ where the main scattering occurs (that controls pair loading in the whole accelerated zone of the front).

The energy distribution of e^{\pm} around the average γ_e depends on details of their thermalization. In the case of partial collectivization (see § 2.2) the distribution has a tail extending from γ_e to γ_{inj} whose slope is controlled by Compton cooling. The length-scale for Compton cooling of injected e^{\pm} is $\xi_C(\gamma_{inj}) \sim (F/F_T)\epsilon_{KN} \sim 1$ (it does not depend on γ_{inj} or γ because $F_T/F \sim \epsilon_{KN}$ in the case of $\alpha_1 = 0$). Hence the density of pairs with $\gamma \sim \gamma_{inj}$ is

$$n_{inj}^* \sim \frac{dn^*}{d\xi} = \frac{n^*}{\xi_{load}}, \quad (33)$$

i.e. the number density of the high-energy particles is about 30 times smaller as compared to cooled particles. Also their energy density is smaller than that of the cooled component.

We conclude that the cold approximation is reasonably good. Note however that we focus on relatively soft spectra $\alpha_2 > 1$ (in contrast, TM took $\alpha_2 = 1$ as a basic case). The case of hard spectra $\alpha_2 \lesssim 1$ is more complicated because the maximum of γ_e at $\xi \lesssim \xi_{\text{acc}}$ becomes essentially relativistic and then numerical simulations relaxing the cold approximation will be needed. A relativistically hot plasma scatters preferentially backward (smaller μ); note also that \dot{P}_{\pm} then strongly dominates over \dot{P}_{sc} at $\xi \sim \xi_{\text{acc}}$. We expect however that the front structure will not change qualitatively for hard spectra, though the values of ξ_{load} and ξ_{acc} may change.

5. ANALYTICAL MODEL

The medium dynamics in the radiation front can be understood with a simplified model that we formulate below. In particular, we derive the characteristic lengths ξ_{load} and ξ_{acc} , get an analytical solution for the front in the non-relativistic ($\beta < 0.5$) zone, and evaluate the pair loading rate in the accelerated zone.

5.1. Formulation

Let us replace the scattering cross-section by

$$\frac{d\sigma}{d\mu} = \sigma_{\text{T}} \delta(\mu - \beta) H(\epsilon_{\text{KN}} - \epsilon), \quad (34)$$

where δ is the Dirac function and H is the Heaviside step function. Here we have made two approximations:

1. Assume that radiation scatters with Thomson cross-section if $\epsilon < \epsilon_{\text{KN}}$ and does not scatter at all if $\epsilon > \epsilon_{\text{KN}}$, where $\epsilon_{\text{KN}} \lesssim 1$ is the energy above which the Klein-Nishina corrections reduce the scattering and subsequent pair creation. We derive in Appendix the effective

$$\epsilon_{\text{KN}} \approx 0.4\gamma(1 + \beta) \quad (35)$$

for calculations of \dot{n}_+ and \dot{P}_{\pm} , and

$$\epsilon_{\text{KN}}^{\text{acc}} \approx 0.7\gamma(1 + \beta) \quad (36)$$

for calculations of \dot{P}_{sc} .

2. Replace the broad distribution of the scattering angles by its average, $\mu = \beta$, i.e. assume that the collimated radiation scatters through 90° ($\tilde{\mu} = 0$) in the medium rest frame. Then we also have

$$\epsilon_{\text{sc}} = \frac{\epsilon}{1 + \beta}. \quad (37)$$

The scattered photons can interact with primary photons of energy $\epsilon > \epsilon_{\text{thr}}$ where the threshold is given by equation (7). In our simplified model equation (7) reads

$$\epsilon_{\text{thr}} = \frac{2(1 + \beta)}{\epsilon(1 - \beta)}. \quad (38)$$

We have $\epsilon_{\text{thr}} > 1$ for any $\epsilon < \epsilon_{\text{KN}}$, i.e. the scattered radiation interacts with the high-energy part of the spectrum,

$F_\epsilon = F_1 \epsilon^{-\alpha_2}$, $\epsilon > 1$. The $\gamma - \gamma$ opacity of the power-law radiation seen by the scattered photon is (eq. 10 in Appendix)

$$\kappa_{\gamma\gamma} = \frac{\hat{\phi}(\alpha_2)}{\lambda_1} \left(\frac{\epsilon_{\text{thr}}}{2} \right)^{-\alpha_2} H(\epsilon_{\text{thr}} - \epsilon_{\text{br}}), \quad \lambda_1 = \frac{m_e c^3}{F_1 \sigma_{\text{T}}}. \quad (39)$$

The numerical factor $\hat{\phi}(\alpha)$ can be approximated with high accuracy as (Svensson 1987)

$$\hat{\phi}(\alpha) \approx \frac{7}{12} 2^{-\alpha} (1 + \alpha)^{-5/3}. \quad (40)$$

Hereafter we use notation $\phi \equiv \hat{\phi}(\alpha_2) = 0.045$ and 0.023 for $\alpha_2 = 1.5$ and 2 respectively. Equation (39) is exact for a power-law spectrum and inaccuracies appear only when ϵ_{thr} approaches the spectral break ϵ_{br} . Given the opacity, we also know the free path of the scattered photons $\lambda_{\gamma\gamma} = \kappa_{\gamma\gamma}^{-1}$,

$$\lambda_{\gamma\gamma} = \frac{\lambda_1}{\phi} \left(\frac{\epsilon_{\text{thr}}}{2} \right)^{\alpha_2}. \quad (41)$$

Finally, let us replace the exponential attenuation of the scattered radiation in equation (4) by the step function $H(1 - \tau_{\gamma\gamma})$. Then equations (8), (18), and (17) read

$$\dot{n}_+ = \frac{\phi c}{\lambda_1^2} \int_0^{\varpi} d\varpi' \frac{n^*(\varpi')}{1 + \beta'} \left(\frac{1 - \beta'}{1 + \beta'} \right)^{\alpha_2} \int_0^{\epsilon_{\text{KN}}} d\epsilon f_\epsilon \times \epsilon^{\alpha_2 - 1} H(\epsilon_{\text{max}} - \epsilon) H(\epsilon - \epsilon_{\text{min}}), \quad (42)$$

$$\dot{P}_{\pm} = \frac{\phi c}{\lambda_1^2} \int_0^{\varpi} d\varpi' \frac{n^*(\varpi')}{1 + \beta'} \left(\frac{1 - \beta'}{1 + \beta'} \right)^{\alpha_2} \int_0^{\epsilon_{\text{KN}}} d\epsilon f_\epsilon \times \epsilon^{\alpha_2 - 1} p_{\pm} H(\epsilon_{\text{max}} - \epsilon) H(\epsilon - \epsilon_{\text{min}}), \quad (43)$$

$$\dot{P}_{\text{sc}} = \left(1 - \frac{\gamma^4}{\gamma_{\text{sat}}^4} \right) \frac{n^* m_e c^2}{(1 + \beta) \lambda_1} \int_0^{\epsilon_{\text{KN}}^{\text{acc}}} f_\epsilon d\epsilon. \quad (44)$$

Here $f_\epsilon = F/F_1 = \epsilon^{-\alpha_1}$ if $\epsilon < 1$ and $f_\epsilon = \epsilon^{-\alpha_2}$ if $\epsilon > 1$, ϵ_{min} is found from the condition $\epsilon_{\text{thr}} < \epsilon_{\text{br}}$,

$$\epsilon_{\text{min}}(\varpi') = \frac{2}{\epsilon_{\text{br}}} \left(\frac{1 + \beta'}{1 - \beta'} \right), \quad (45)$$

and ϵ_{max} is found from the condition $\tau_{\gamma\gamma} = (\varpi - \varpi') \kappa_{\gamma\gamma} < 1$,

$$\epsilon_{\text{max}}(\varpi') = \left[\frac{\lambda_1}{(\varpi - \varpi') \phi} \right]^{1/\alpha_2} \left(\frac{1 + \beta'}{1 - \beta'} \right). \quad (46)$$

When $\epsilon_{\text{max}} > \epsilon_{\text{br}}$ one should replace the upper limit by ϵ_{br} . This refinement is however not important since ϵ_{br} is anyway far from the scattered peak $\epsilon \sim 1$ that dominates pair loading as shown below.

The formula for p_{\pm} (eq. 11 of Appendix) in our simplified model reads

$$\frac{p_{\pm}}{m_e c} = \frac{\epsilon \beta'}{1 + \beta'} + \frac{(1 + \beta')}{\epsilon(1 - \beta')} \frac{\hat{\phi}(\alpha_2 - 1)}{\hat{\phi}(\alpha_2)}. \quad (47)$$

The ϵ -integrals in equations (42), (43), and (44) depend on the relative positions of ϵ_{min} , ϵ_{max} , ϵ_{KN} , and unity. We now consider two different zones of the front starting from small ϖ .

5.2. Non-relativistic zone ($\beta \ll 1$)

In the non-relativistic zone we have $\epsilon_{\min} \ll \epsilon_{\text{KN}} < 1 < \epsilon_{\max}$ and equations (10) and (42) give

$$\begin{aligned} \frac{dn}{d\varpi} &= \frac{2\dot{n}_+}{c} = \frac{2\phi}{\lambda_1^2} \int_0^{\varpi} d\varpi' n(\varpi') \int_{\epsilon_{\min}}^{\epsilon_{\text{KN}}} \epsilon^{\alpha_2-1} f_\epsilon d\epsilon \\ &= \frac{2\phi\epsilon_{\text{KN}}^{\alpha_2-\alpha_1}}{\lambda_1^2(\alpha_2-\alpha_1)} \int_0^{\varpi} n(\varpi') d\varpi'. \end{aligned} \quad (48)$$

Here we neglected ϵ_{\min} compared to ϵ_{KN} . The exact solution of equation (48) is the sum of growing and decaying exponentials,

$$n = \frac{n_0}{2} \left(e^{\varpi/a} + e^{-\varpi/a} \right), \quad \frac{a}{\lambda_1} = \left(\frac{\alpha_2 - \alpha_1}{2\phi\epsilon_{\text{KN}}^{\alpha_2-\alpha_1}} \right)^{1/2}. \quad (49)$$

Substituting $\alpha_1 = 0$ and $\epsilon_{\text{KN}} = 0.4$ we get $\xi_{\text{load}} = a/\lambda \approx 24$ and 33 for $\alpha_2 = 1.5$ and 2 respectively (here we used $\lambda_1/\lambda = F/F_1$ given by eq. 26). The analytical solution is in perfect agreement with the numerical results, see Figures 1 and 3.

The loading length admits an easy interpretation. As seen from equation (48), scattered photons with $\epsilon \sim \epsilon_{\text{KN}}$ make the dominant contribution to \dot{n}_+ . Equations (41) and (38) give the free-path of these photons,

$$\lambda_{\gamma\gamma} \approx \frac{\lambda_1}{\phi} \epsilon_{\text{KN}}^{-\alpha_2}. \quad (50)$$

One can see that $a \approx \sqrt{\lambda_{\gamma\gamma}\lambda_1} \approx \sqrt{\lambda_{\gamma\gamma}\lambda}$. Note that $\lambda_{\gamma\gamma}/\lambda \sim 200$ and 500 for $\alpha_2 = 1.5$ and 2 respectively, i.e. the scattered radiation is weakly absorbed in the non-relativistic zone (this is a consequence of $\epsilon_{\text{KN}} < \epsilon_{\max}$). When an ambient electron has passed a distance ϖ through the front, it has scattered $\sim \varpi/\lambda$ photons and a fraction $\sim \varpi/\lambda_{\gamma\gamma}$ of these photons have been absorbed. Hence one pair is injected per one ambient electron when $(\varpi/\lambda) \times (\varpi/\lambda_{\gamma\gamma}) = 1$ which gives the above formula for the loading length a .

We now evaluate the medium acceleration at $\beta \ll 1$. First let us calculate the momentum loaded by e^\pm pairs. Substituting p_\pm from equation (47) into equation (43) we get

$$\begin{aligned} \dot{P}_\pm &= \frac{\phi m_e c^2}{\lambda_1^2} \int_0^{\varpi} d\varpi' n(\varpi') \int_{\epsilon_{\min}}^{\epsilon_{\text{KN}}} d\epsilon \epsilon^{\alpha_2-2} f_\epsilon \frac{\hat{\phi}(\alpha_2-1)}{\hat{\phi}(\alpha_2)} \\ &= \frac{\hat{\phi}(\alpha_2-1) m_e c^2 \epsilon_{\text{KN}}^{\alpha_2-\alpha_1-1}}{2\lambda_1^2(\alpha_2-\alpha_1-1)} n_0 a \left(e^{\varpi/a} - e^{-\varpi/a} \right). \end{aligned} \quad (51)$$

This is a perfect approximation if $\epsilon_{\text{br}} \rightarrow \infty$. The ϵ -integral in (51) peaks at the upper limit as $\epsilon_{\text{KN}}^{\alpha_2-\alpha_1-1}$. One can take $\epsilon_* \sim \epsilon_{\text{KN}}/2$ as a typical ϵ of scattered photons, then one gets the typical energy of absorbed primary photons $\epsilon_{\text{abs}} \approx \chi \epsilon_{\text{thr}} \approx (1 + \alpha_2^{-1})^{5/3} (2/\epsilon_*) \approx 20$, assumed to be well below ϵ_{br} . Note that $\alpha_2 - \alpha_1 - 1 \rightarrow 0$ when $\alpha_2 \rightarrow 1$ and $\alpha_1 = 0$, i.e. for hard spectra the ϵ -integral in (51) does not have a pronounced peak and low-energy photons $\epsilon \ll \epsilon_{\text{KN}}$ contribute a lot to \dot{P}_\pm . Such scattered photons interact with very energetic primary photons $\epsilon_{\text{abs}} \approx 10\epsilon_{\text{KN}}/\epsilon$ and then the finiteness of ϵ_{br} is important: $\epsilon_{\text{abs}} > \epsilon_{\text{br}}$ is excluded which leads to a reduction of \dot{P}_\pm . E.g. in the case of $\alpha_2 = 1.5$ and $\epsilon_{\text{br}} = 10^2$ the actual \dot{P}_\pm is suppressed by a factor of 2 compared to equation (51).

Equation (44) gives a perfect approximation to the momentum deposited by scattering. Where $\beta \ll 1$ it yields

$$\dot{P}_{\text{sc}} = \frac{m_e c^2 (\epsilon_{\text{KN}}^{\text{acc}})^{\alpha_1+1}}{\lambda_1} \frac{n_0}{\alpha_1+1} \frac{1}{2} \left(e^{\varpi/a} + e^{-\varpi/a} \right). \quad (52)$$

The medium accelerates according to the momentum equation (16). With $\gamma \approx 1$ and $\rho \approx \rho_0$ this equation reads

$$\rho_0 c^2 \frac{d\beta}{d\varpi} = \dot{P}_\pm + \dot{P}_{\text{sc}}. \quad (53)$$

Substituting (51) and (52) and integrating for β we get

$$\begin{aligned} \beta &= \frac{m_e a}{2\mu_e m_p \lambda_1} \left[\frac{\hat{\phi}(\alpha_2-1) \epsilon_{\text{KN}}^{\alpha_2-\alpha_1-1} a}{(\alpha_2-\alpha_1-1)\lambda_1} \left(e^{\varpi/a} + e^{-\varpi/a} - 2 \right) \right. \\ &\quad \left. + \frac{(\epsilon_{\text{KN}}^{\text{acc}})^{\alpha_1+1}}{\alpha_1+1} \left(e^{\varpi/a} - e^{-\varpi/a} \right) \right]. \end{aligned} \quad (54)$$

Here we used $\rho_0/n_0 = \mu_e m_p$ (see eq. 13). The non-relativistic zone ends when β reaches ~ 0.5 . Equating $\beta = 0.5$ and neglecting the decaying exponential we get the acceleration length (with $\alpha_1 = 0$, $\epsilon_{\text{KN}} = 0.4$, and $\epsilon_{\text{KN}}^{\text{acc}} = 0.7$),

$$\frac{\varpi_{\text{acc}}}{a} \approx \ln \frac{(\mu_e m_p / m_e)(\lambda_1/a)}{\frac{\hat{\phi}(\alpha_2-1) \epsilon_{\text{KN}}^{\alpha_2-1}}{(\alpha_2-1)} (a/\lambda_1) + 0.7} \approx 5 + \ln \mu_e. \quad (55)$$

Hence $\xi_{\text{acc}} \approx 5\xi_{\text{load}}$ at $\mu_e = 1$, in full agreement with the numerical simulations (Fig. 1 and 3). As one can see from equation (55), with $\mu_e = 2$ the result changes only slightly, $\xi_{\text{acc}} \approx 5.7\xi_{\text{load}}$. Note that ξ_{load} does not depend on μ_e at all. Hence the front structure is not sensitive to the chemical composition of the ambient medium.

5.3. Relativistic zone ($\beta \rightarrow 1$)

At $\varpi > \varpi_{\text{acc}}$ the medium continues to accelerate relativistically. Then ϵ_{KN} grows (eq. 35) and exceeds unity. The integral over ϖ' in equations (42) and (43) is now taken over two regions: $0 < \varpi' < \varpi_1$ where $\epsilon_{\max}(\varpi') < 1$ and $\varpi_1 < \varpi' < \varpi$ where $\epsilon_{\max}(\varpi') > 1$. The boundary ϖ_1 is defined by condition $\epsilon_{\max} = 1$,

$$\varpi - \varpi_1 = \frac{\lambda_1}{\phi} \left(\frac{1 + \beta_1}{1 - \beta_1} \right)^{\alpha_2}. \quad (56)$$

This is an implicit equation for ϖ_1 where $\beta_1 = \beta(\varpi_1)$. One can show that $\varpi_{\text{acc}} < \varpi_1 \ll \varpi$ when $\gamma(\varpi) \gg 1$. From equation (42) we then find

$$\begin{aligned} \dot{n}_+ &= \frac{\phi c}{\lambda_1^2} \int_0^{\varpi} d\varpi' \frac{n^*(\varpi')}{1 + \beta'} \left(\frac{1 - \beta'}{1 + \beta'} \right)^{\alpha_2} Q(\varpi'), \quad (57) \\ Q(\varpi') &= \begin{cases} \frac{\epsilon_{\text{max}}^{\alpha_2-\alpha_1}}{\alpha_2-\alpha_1}, & \varpi' < \varpi_1, \\ \frac{1}{\alpha_2-\alpha_1} + \ln \min\{\epsilon_{\text{max}}, \epsilon_{\text{KN}}\}, & \varpi' > \varpi_1. \end{cases} \end{aligned}$$

The integral peaks at $\varpi' \sim \varpi_1$ (where $\epsilon_{\min} \ll \epsilon_{\max} \sim 1$ and we therefore set $\epsilon_{\min} \approx 0$ in the expression for Q). Denote the integrand as S and evaluate the integral as $\int d\varpi' S \approx \zeta \varpi_1 S(\varpi_1)$. We have $S \propto n^*$ at $\varpi' < \varpi_1$ and a steep decline $S \propto n^* \gamma'^{2\alpha_2}$ at $\varpi' > \varpi_1$, hence $\zeta \approx (d \ln n^* / d \ln \varpi + 1)^{-1}$. From the numerical results we see that $\zeta \approx 1/3$. Then we get

$$\dot{n}_+(\varpi) \approx \frac{\zeta c n_1^* \varpi_1}{(\alpha_2 - \alpha_1) \lambda_1 (\varpi - \varpi_1)}. \quad (58)$$

This formula gives a reasonable approximation to \dot{n}_+ at $\varpi > \varpi_{\text{acc}}$ (see Fig. 3).

The approximation $\epsilon_{\text{min}} \ll 1$ used in the derivation of equation (58) breaks when $\epsilon_{\text{min}}(\varpi_1)$ approaches unity i.e. ϵ_{thr} for scattered photons with $\epsilon = 1$ approaches ϵ_{br} . We define a characteristic ϖ_{sc} such that $\epsilon_{\text{min}}(\varpi_1 = \varpi_{\text{sc}}) = 1/2$ (i.e. $\epsilon_{\text{thr}} = \epsilon_{\text{br}}/2$). The velocity of the scattering medium at ϖ_{sc} is given by (see eq. 45)

$$\frac{1 + \beta_{\text{sc}}}{1 - \beta_{\text{sc}}} = \frac{\epsilon_{\text{br}}}{4}, \quad \left(\gamma_{\text{sc}} \approx \frac{\sqrt{\epsilon_{\text{br}}}}{4} \quad \text{if } \epsilon_{\text{br}} > 100 \right). \quad (59)$$

At $\varpi_1 > \varpi_{\text{sc}}$ the scattered peak $\epsilon \sim 1$ is not absorbed at any ϖ . The corresponding cut off in pair loading appears at

$$\varpi_{\text{br}} = \frac{\lambda_1}{\phi} \left(\frac{\epsilon_{\text{br}}}{4} \right)^{\alpha_2} \approx \varpi_{\text{acc}} \left(\frac{\epsilon_{\text{br}}}{4} \right)^{\alpha_2}. \quad (60)$$

We conclude that (1) pair loading at any ϖ is sensitive to the medium dynamics at $\varpi < \varpi_{\text{sc}}$ only and (2) the extension of the pair loading zone is limited by finite ϵ_{br} .

The simple qualitative picture of pair loading in the relativistic zone is as follows. The scattering of photons with $\epsilon \sim 1$ makes dominant contribution to \dot{n}_+ at any $\varpi < \varpi_{\text{br}}$. Photons scattered at a given $\varpi_1 > \varpi_{\text{acc}}$ get absorbed at $\varpi = \varpi_1 + \lambda_{\gamma\gamma} \approx \lambda_{\gamma\gamma}$ where

$$\lambda_{\gamma\gamma} \sim \varpi_{\text{acc}} \left(\frac{1 + \beta_1}{1 - \beta_1} \right)^{\alpha_2}, \quad \beta_1 > 0.5. \quad (61)$$

The scattering in a narrow interval $\xi_{\text{acc}} < \xi < 3\xi_{\text{acc}}$ controls pair loading in the whole relativistic zone $\xi_{\text{acc}} < \xi < 10^8$. Unfortunately, we do not have any simple analytical solution at $\xi_{\text{acc}} < \xi < 3\xi_{\text{acc}}$. The empirical formulae

$$\gamma = \begin{cases} \left(\frac{\xi}{\xi_{\text{acc}}} \right)^3, & \xi_{\text{acc}} < \xi < 3\xi_{\text{acc}}, \\ 3\sqrt{3} \left(\frac{\xi}{\xi_{\text{acc}}} \right)^{3/2}, & \xi > 3\xi_{\text{acc}}, \end{cases} \quad (62)$$

$$\frac{n^*}{n_{\text{acc}}^*} = \begin{cases} \left(\frac{\xi}{\xi_{\text{acc}}} \right)^2, & \xi_{\text{acc}} < \xi < 3\xi_{\text{acc}}, \\ 3 \left(\frac{\xi}{\xi_{\text{acc}}} \right), & \xi > 3\xi_{\text{acc}}, \end{cases} \quad (63)$$

fit well the numerical results for both $\alpha_2 = 1.5$ and $\alpha_2 = 2$ (see Fig. 1 and 3). Here $n_{\text{acc}}^* \approx 0.5\mu_e e^5 n_0 \approx 74\mu_e n_0$ is known from § 5.2 (eqs. 49 and 55).

5.4. Heating by pair loading

We now give estimates for the mean energy and momentum of the injected pairs, first in the lab frame (e_{\pm} , p_{\pm}) and then in the rest frame of the medium (γ_{inj} , p_{inj}). The estimates highlight the role of e^{\pm} in the heating and acceleration of the medium.

In the lab frame, the energy and momentum of a created e^{\pm} pair is dominated by the absorbed primary (collimated) photon,

$$\frac{e_{\pm}}{m_e c^2} \approx \frac{p_{\pm}}{m_e c} \approx \epsilon_{\text{abs}} = \chi \epsilon_{\text{thr}}, \quad (64)$$

where we used equations (11) and (9) of Appendix. This expression can be further averaged over the spectrum of scattered photons. The averaged values can be written as $\bar{e}_{\pm}/c \approx \bar{p}_{\pm} = \dot{P}_{\pm}/\dot{n}_+$.

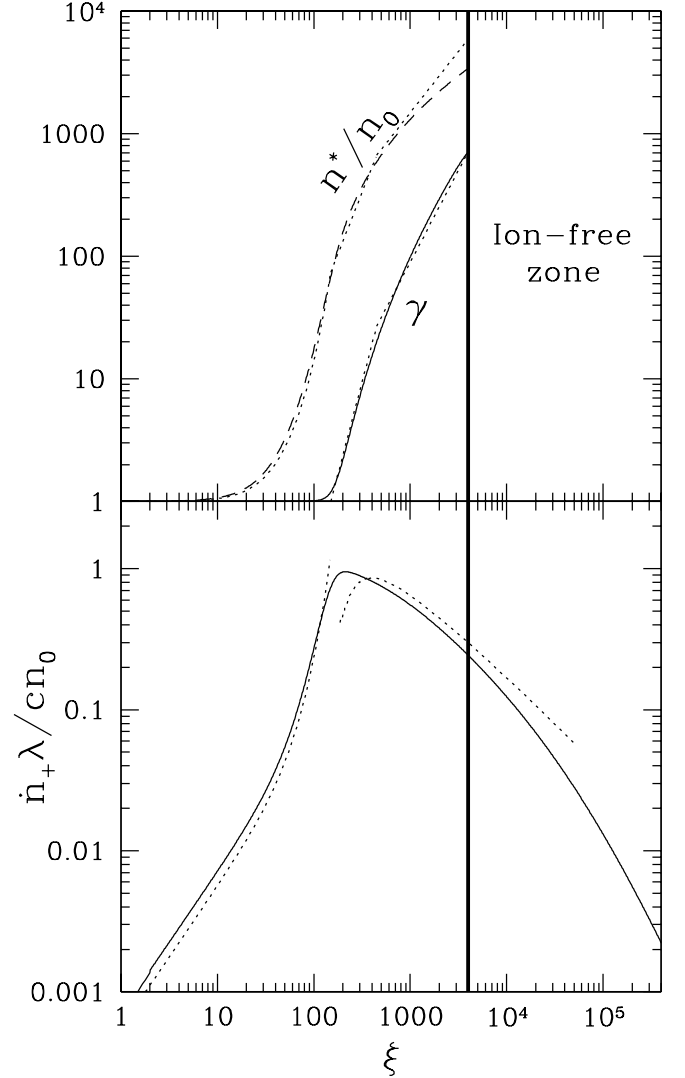


FIG. 3.— Comparison of the analytical model (*dotted curves*) with the exact numerical results for $\alpha_2 = 2$ and $\epsilon_{\text{br}} = 10^2$. Here $\xi_{\text{load}} \approx 30$ (see eq. 49) and $\xi_{\text{acc}} = 5\xi_{\text{load}}$ (see eq. 55). The break in \dot{n}_+ is at $\xi_{\text{br}} \sim 5 \times 10^4$. The boundary of the ion-free zone ξ_c is shown by *solid vertical line*. In this example, $\xi_c = 4 \times 10^3$ is chosen close to its typical value (see § 7).

In the non-relativistic zone of the front the created e^{\pm} have initial Lorentz factors $\gamma_{\text{inj}} = 1 + e_{\pm}/2m_e c^2$. Upon collectivization they push the medium forward and heat it. Using equations (42) and (43) we have

$$\gamma_{\text{inj}} - 1 = \frac{\dot{P}_{\pm}}{2\dot{n}_+ m_e c} = \frac{(1 + \alpha_2^{-1})^{5/3} (\alpha_2 - \alpha_1)}{(\alpha_2 - \alpha_1 - 1) \epsilon_{\text{KN}}}. \quad (65)$$

For hard spectra with finite ϵ_{br} this equation overestimates γ_{inj} (see discussion after eq. 51); e.g. for $\alpha_2 = 1.5$ and $\epsilon_{\text{br}} = 10^2$ the actual $\gamma_{\text{inj}} \approx 9$ (Fig. 1) while equation (65) gives $\gamma_{\text{inj}} \approx 19$.

In the relativistic zone, $\xi \gg \xi_{\text{acc}}$, we have

$$\frac{e_{\pm}}{2m_e c^2 \gamma} = \frac{\chi \epsilon_{\text{thr}}}{2\gamma} \approx \frac{1}{\gamma} \left(\frac{\phi \varpi}{\lambda_1} \right)^{1/\alpha_2} \sim \frac{0.1 \xi^{1/\alpha_2}}{\gamma} \ll 1, \quad (66)$$

i.e. the Lorentz factor of created pairs is smaller than that of the medium. It implies that the e^{\pm} loading tries to decelerate the medium. Same effect can be viewed from the medium rest frame (see eq. 68 below).

To find the Lorentz factor of created e^\pm in the medium rest frame, we use equations (11) and (12) of Appendix and substitute $\mu = \beta_1$, $\epsilon_{\text{sc}} = (1 + \beta_1)^{-1}$, and $\epsilon_{\text{thr}} = 2(1 + \beta_1)/(1 - \beta_1)$ (cf. §§ 5.1 and 5.3). This yields

$$\begin{aligned} \gamma_{\text{inj}} &= \frac{\gamma}{2} [\epsilon_{\text{sc}}(1 - \beta\beta_1) + \chi\epsilon_{\text{thr}}(1 - \beta)] \\ &\approx \frac{\gamma}{\epsilon_{\text{thr}}} + \frac{\chi}{4} \frac{\epsilon_{\text{thr}}}{\gamma} \approx \frac{\gamma}{\epsilon_{\text{thr}}} \gg 1, \end{aligned} \quad (67)$$

(we used $\gamma \gg \gamma_1$). Here we keep the ϵ_{sc} term and neglect the ϵ_{abs} term: in the rest frame, the scattered photon [blueshifted as $\gamma(2\gamma_1^2)^{-1} > 1$] is more energetic than the primary collimated photon [redshifted as $(2\gamma)^{-1}$]. In a similar way we evaluate momentum per injected particle in the medium rest frame,

$$p_{\text{inj}} \sim \begin{cases} \epsilon_{\text{thr}}, & \xi < \xi_{\text{acc}}, \\ -\gamma/\epsilon_{\text{thr}}, & \xi \gg \xi_{\text{acc}}. \end{cases} \quad (68)$$

The e^\pm loading assists the medium acceleration only as long as $p_{\text{inj}} > 0$. At $\xi \gtrsim \xi_{\text{acc}}$, p_{inj} changes sign. At this point, $\epsilon_{\text{thr}}/\gamma \sim 1$ and $\gamma_{\text{inj}} \sim (\epsilon_{\text{thr}}/\gamma) + (\gamma/\epsilon_{\text{thr}})$ reaches its minimum ~ 2 . The minimum of γ_{inj} is observed in Figure 1.

Note that collectivization of the relatively slow e^\pm loaded at $\xi \gg \xi_{\text{acc}}$ implies their fast acceleration (owing to e.g. stream instability, with the e^\pm stream being directed backward in the medium rest frame). In the case of partial collectivization (cf. § 2.2) the isotropized e^\pm acquire Lorentz factor $\gamma_e \sim 2\gamma m_e c^2 / e_\pm \gg 1$ found from equation (67) and then they are cooled by radiation. The cooling is dominated by photons with $\epsilon \sim 1$ and occurs in Thomson regime. When viewed from the lab frame, the hot e^\pm move forward with Lorentz factors between $\gamma_{\text{min}} = e_\pm / 2m_e c^2$ and $\gamma_{\text{max}} = 2\gamma^2 m_e c^2 / e_\pm$. They scatter photons with energy $\epsilon_{\text{sc}} \approx \epsilon/2 \sim 1/2$ (eq. 37) through angles $1 - \mu \lesssim (e_\pm / m_e c^2)^{-2} = (\chi\epsilon_{\text{thr}})^{-2}$. If the scattered radiation produced by this cooling process could interact with the primary beam we would have secondary pair production. This however requires $2/[\epsilon_{\text{sc}}(1 - \mu)] < \epsilon_{\text{br}}$ which in turn requires $\epsilon_{\text{thr}} < \sqrt{\epsilon_{\text{br}}}/4\chi$ for the primary injection event. This condition is not satisfied at $\epsilon_{\text{br}} < 10^3$ and the secondary pair production does not occur.

6. BACKREACTION ON GRB

6.1. Scattering

The observed GRB can be affected by scattering in the circumburst medium if the Thomson optical depth of the medium is substantial. In all calculations we assumed that the medium remains optically thin even after e^\pm loading. We now address this assumption.

Consider a radius R and let the ambient medium have an initial optical depth $\tau_R = n_0(R)\sigma_T R$ at this radius. In a medium with constant electron density $n_0(R) = \text{const}$,

$$\tau_R = 7 \times 10^{-10} R_{15} n_0. \quad (69)$$

In a steady wind with mass loss \dot{M} and velocity w ,

$$\tau_R = 3 \times 10^{-4} R_{15}^{-1} \frac{\dot{M}_{21}}{\mu_e w_8}. \quad (70)$$

The pair loading in the radiation front increases τ_R . The optical depth seen by the GRB photons at given ϖ is

$$\tau_R^* = \tau_R \frac{n^*(\varpi)}{n_0}. \quad (71)$$

Suppose τ_R^* reaches unity at some ϖ_{cr} . Radiation scatters here off the medium with $\gamma_{\text{cr}} = \gamma(\varpi_{\text{cr}})$ and acquires a new collimation angle $\theta \sim \gamma_{\text{cr}}^{-1}$. This decollimation is not crucial if γ_{cr} is sufficiently large, $\gamma_{\text{cr}} > \gamma_{\text{min}} \approx 10^2$. Using the solution for n^*/n_0 and γ (Fig. 1 and 3) one finds that the condition $\tau_R^* < 1$ at $\gamma = 100$ reads

$$\tau_R < \tau_{\text{cr}} \approx 10^{-3}. \quad (72)$$

This constraint slightly changes with a different choice of γ_{min} .

Even assuming that the burst is sufficiently short (so that it decouples promptly from the ejecta, cf. case 2 in § 7.2) the whole burst can overtake the medium it sweeps only at $R = R_c$ (eq. 93). The condition (72) is therefore required at $R > R_c$. In the ISM case ($n_0 = \text{const} \sim 1 \text{ cm}^{-3}$) this condition is satisfied for any reasonable parameters. In the wind case the condition $\tau_R(R_c) < \tau_{\text{cr}}$ reads (using eq. 93)

$$\frac{\dot{M}_{21}}{\mu_e w_8} < 7 E_{53}^{3/7} t_b^{1/7}, \quad t_b = \frac{\Delta}{c}. \quad (73)$$

6.2. $\gamma - \gamma$ absorption and the high-energy break

In previous sections we assumed *a priori* a high-energy break in the primary radiation spectrum at some ϵ_{br} . In a self-consistent situation, ϵ_{br} is determined by $\gamma - \gamma$ absorption of the primary γ -rays by the scattered radiation field. One can evaluate ϵ_{br} in a simple way. At given ϖ the primary photons $\epsilon \sim \epsilon_{\text{thr}}$ are absorbed with rate $\dot{n}_+(\varpi)$. The number of absorbed photons during time R/c cannot exceed their initial number. This condition reads $\dot{n}_+ R/c < (F_1/m_e c^3)\epsilon_{\text{thr}}^{-\alpha_2-1}$ and gives an upper limit on ϵ_{thr} i.e. the self-consistent ϵ_{br} . Using equations (58), (56), and $\epsilon_{\text{thr}} = 2(1 + \beta_1)/(1 - \beta_1)$, we get (omitting a numerical factor ~ 1)

$$\epsilon_{\text{thr}} < \frac{\xi_{\text{acc}}}{\xi_1} \frac{1}{n_1^* R \sigma_T} = \frac{\xi_{\text{acc}} n_0}{\xi_1 n_1^* \tau_R}. \quad (74)$$

Hence $\epsilon_{\text{br}} > 1$ if $\tau_R(n_{\text{acc}}^*/n_0) < 1$, i.e. the main radiation $\epsilon \sim 1$ is not self-absorbed after scattering if

$$\tau_R < \frac{n_0}{n_{\text{acc}}^*} \approx 10^{-2}. \quad (75)$$

This condition is weaker than the transparency condition (72). To find ϵ_{br} at $\tau_R < 10^{-2}$ we need to solve the inequality (74) which is implicit since ϵ_{thr} is a function of ξ_1 . The solution gives the maximum ξ_1^{max} and the corresponding $\epsilon_{\text{thr}}^{\text{max}} = \epsilon_{\text{br}}$. At $\tau_R \ll 10^{-2}$ we have $\epsilon_{\text{br}} \gg 1$; then $\epsilon_{\text{thr}} \approx 8\gamma_1^2 = 8(\xi_1/\xi_{\text{acc}})^6$ and $n_1^* = 74\mu_e n_0 (\xi_1/\xi_{\text{acc}})^2$ (using eqs. 62 and 63). We thus find $\xi_1^{\text{max}}/\xi_{\text{acc}} = (600\mu_e \tau_R)^{-1/9}$ and

$$\epsilon_{\text{br}} \approx 0.1 (\mu_e \tau_R)^{-2/3}, \quad \tau_R \ll 10^{-2}. \quad (76)$$

The break appears in the GRB if $\varpi_{\text{br}} < \Delta$ where ϖ_{br} is given by equation (60). We have from equation (60) (using $\varpi_{\text{acc}} \approx 120\lambda$ and eq. 1)

$$\varpi_{\text{br}} \approx 6 \times 10^8 \frac{R_{15}^2}{L_{53}} \left(\frac{\epsilon_{\text{br}}}{4}\right)^{\alpha_2} \text{ cm} \approx \frac{6 \times 10^8 R_{15}^2 L_{53}^{-1}}{40^{\alpha_2} (\mu_e \tau_R)^{2\alpha_2/3}} \text{ cm}. \quad (77)$$

The condition $\varpi_{\text{br}} < \Delta$ reads

$$\frac{\varpi_{\text{br}}}{\Delta} \approx \frac{2 \times 10^{-2} R_{15}^2 E_{53}^{-1}}{40^{\alpha_2} (\mu_e \tau_R)^{2\alpha_2/3}} < 1. \quad (78)$$

If the ambient medium is ISM with the optical depth (69) then the condition (78) is not satisfied outside the emission radius of the GRB and hence the GRB-medium interaction does not produce any break in the GRB spectrum.

If the ambient medium is a wind with optical depth (70) then the condition (78) is satisfied at radii $R < R_{\gamma\gamma}$ where

$$R_{\gamma\gamma} \approx 10^{15} \left(\frac{50 E_{53}}{5.6^{\alpha_2} \mu_e} \right)^{3/(6+2\alpha_2)} \left(\frac{\dot{M}_{21}}{w_8} \right)^{2\alpha_2/(6+2\alpha_2)} \text{ cm}. \quad (79)$$

For instance, with $\alpha_2 = 2$, $R_{\gamma\gamma} \approx 10^{15} E_{53}^{3/10} (\dot{M}_{21}/w_8)^{2/5}$ cm. It can be well outside the emission radius R_{em} and cause a break in the GRB spectrum.

We now derive ϵ_{br} expected in the massive progenitor scenario. We substitute τ_R from equation (70) into equations (76) and (77) and get

$$\epsilon_{\text{br}} \approx 22 R_{15}^{2/3} \left(\frac{w_8}{\dot{M}_{21}} \right)^{2/3}. \quad (80)$$

$$\varpi_{\text{br}} \approx 6 \times 10^8 \times 5.6^{\alpha_2} \frac{R_{15}^{(6+2\alpha_2)/3}}{L_{53}} \left(\frac{w_8}{\dot{M}_{21}} \right)^{2\alpha_2/3} \text{ cm}. \quad (81)$$

The lowest ϵ_{br} is produced at small R in the leading portion of the radiation front $\varpi_{\text{br}} \ll \Delta$. With increasing R , ϖ_{br} and ϵ_{br} grow. At $R = R_{\gamma\gamma}$ the ϖ_{br} reaches Δ and ends up outside the front, and hence at $R > R_{\gamma\gamma}$ the γ -radiation does not change. From equations (80) and (81) one gets $\epsilon_{\text{br}} \propto \varpi_{\text{br}}^{1/(\alpha_2+3)}$. One can show that during the spectrum shaping at $R < R_{\gamma\gamma}$ the dependence $\epsilon_{\text{br}} \propto \varpi^{1/(\alpha_2+3)}$ is established at $\varpi < \varpi_{\text{br}}$. At $\varpi_{\text{br}} < \varpi < \Delta$ a break is temporarily formed at a higher energy $\epsilon_{\text{br}} \propto \varpi^{1/(\alpha_2+7/6)}$ (one finds the ‘‘extinction’’ zone ϖ of primary photons ϵ by equating their number to the number of scattered photons that have $\epsilon_{\text{thr}} = \epsilon$). At $R > R_{\gamma\gamma}$, the whole front has $\epsilon_{\text{br}} \propto \varpi^{1/(\alpha_2+3)}$.

A distant observer will see first the leading portion and then deeper layers of the γ -ray pulse (the observer time is $t_{\text{obs}} = \varpi/c$). Eliminating R from equations (80) and (81) we find

$$\epsilon_{\text{br}}(t_{\text{obs}}) = (30 \pm 10) (t_{\text{obs}} L_{53})^{1/(\alpha_2+3)} \left(\frac{w_8}{\dot{M}_{21}} \right)^{2/(\alpha_2+3)}. \quad (82)$$

Here 30 corresponds to $\alpha_2 = 1.5$, and the upper and lower values correspond to $\alpha_2 = 1$ and 2.5, respectively.

The equation (82) has been derived assuming an idealized GRB with $F(\varpi) = \text{const}$, while the observed GRBs are highly variable. The GRB variability did not play a big role to the structure of the front (see footnote in § 4); in contrast, $\epsilon_{\text{br}}(\varpi)$ is sensitive to variability. The scattered radiation that shapes $\epsilon_{\text{br}}(\varpi)$ comes from a small leading portion of the GRB fluence. Therefore ϵ_{br} is sensitive to the ratio of the flux at given ϖ to that in the leading portion. The higher $F(\varpi)$ the less depleted its high-energy part is, which results in a higher $\epsilon_{\text{br}}(\varpi)$. Hence a strong positive correlation between the instantaneous F and ϵ_{br} should be observed in variable GRBs.

7. EVOLUTION OF THE RADIATION FRONT

In this section we study the front evolution with radius. We assume the internal scenario of GRB production (§ 1) and start from radius R_{em} where the emitted γ -ray pulse begins to decouple from the ejecta. It happens when the ejecta becomes transparent,

$$R_{\text{em}} = K R_* \approx 6 \times 10^{13} K t_b^{-1} E_{\text{ej}53} \Gamma_{\text{ej}2}^{-3} \text{ cm}. \quad (83)$$

Here R_* is the radius of ‘‘barion’’ transparency and $K > 1$ describes a possible increase of the transparency radius owing to pair creation inside the ejecta; $E_{\text{ej}} = \Gamma_{\text{ej}} M_{\text{ej}} c^2$ is the energy of the ejecta. Note that $K \gg 1$ would require: (1) a substantial fraction of the emitted energy is in very hard γ -rays (above the threshold for pair creation, $\epsilon > \Gamma_{\text{ej}}$), and (2) the hard γ -rays are emitted at a high rate at radii $R \gg R_*$ (otherwise e^\pm production stops, pairs immediately annihilate to optical depth ~ 1 and the ejecta becomes transparent on time-scale R/c because of side expansion). It is unclear whether the two conditions are satisfied. The observed strong variations in many GRBs on time-scales $\delta t < 0.1$ s suggest that in many cases $R_{\text{em}} < 2\Gamma_{\text{ej}}^2 c \delta t = 6 \times 10^{13} \Gamma_{\text{ej}2}^2 (\delta t/0.1)$ cm.

The thickness of the radiation pulse is equal to that of the ejecta, $\Delta \approx \Delta_{\text{ej}}$. Radiation is initially collimated within angle $\theta = \Gamma_{\text{ej}}^{-1}$ and moves inside the ejecta. At $R > R_{\text{em}}$ the radiation gets more collimated, $\theta = \Gamma_{\text{ej}}^{-1} (R/R_{\text{em}})^{-1}$, and gradually overtakes the ejecta with relative velocity $\approx (1 - \beta_{\text{ej}})c$. The thickness of the radiation pulse emerging ahead of the ejecta and interacting with the ambient medium is growing, $\Delta_i(R) = c(1 - \beta_{\text{ej}})(R/c) = R/2\Gamma_{\text{ej}}^2$. When $\Delta_i(R)$ reaches Δ_{ej} , the whole pulse has left the ejecta. The corresponding ξ -coordinate of the back boundary of the interacting pulse ξ_Δ is

$$\xi_\Delta(R) = \begin{cases} \frac{\Delta_i}{\lambda} \approx 1.1 \times 10^4 R_{15}^{-1} L_{53} \Gamma_{\text{ej}2}^{-2}, & \frac{R}{2\Gamma_{\text{ej}}^2} < \Delta_{\text{ej}}, \\ \frac{\Delta_{\text{ej}}}{\lambda} \approx 6.5 \times 10^3 R_{15}^{-2} E_{53}, & \frac{R}{2\Gamma_{\text{ej}}^2} > \Delta_{\text{ej}}. \end{cases} \quad (84)$$

7.1. $R_{\text{em}} < R < R_{\text{sat}}$. Saturated surfing

The pulse-medium interaction starts at $R \gtrsim R_{\text{em}}$ with a very high $\xi_\Delta \sim 10^6$. The medium entering the pulse accelerates to the equilibrium Lorentz factor

$$\gamma_{\text{sat}}(R) = \Gamma_{\text{ej}} \frac{R}{R_{\text{em}}} \quad (85)$$

at $\xi_c \sim 10^3 \ll \xi_\Delta$ and surfs the pulse. The acceleration time is $\sim (\xi_c \lambda / c) \gamma_{\text{sat}}^2 < R/c$. Note that primary radiation is mixed in the front on scale $\delta \varpi_{\text{mix}} \sim \gamma_{\text{sat}}^{-2} R$ because the photons have a finite angular dispersion $\theta \sim \gamma_{\text{sat}}^{-1}$. The Lagrangian coordinate ϖ is well defined only on scales $\delta \varpi > \varpi_{\text{mix}}$ (on such scales the radiation can be assumed perfectly collimated with radial velocity c). Therefore, the ξ -location of the medium in the front is defined with uncertainty $\xi_{\text{mix}} = \varpi_{\text{mix}}/\lambda \sim \xi_\Delta (R/R_{\text{em}})^{-2}$ which exceeds ξ_c at small R where $\xi_c/\xi_\Delta < (R_{\text{em}}/R)^2$.

The equilibrium Lorentz factor $\gamma_{\text{sat}}(R)$ grows with radius. Correspondingly ξ_c [the value of ξ where $\gamma(\xi)$ reaches γ_{sat} , see Fig. 1] grows and reaches $\sim 10^4$ at $R \sim 10^{14}$ cm. At $R = R_{\text{sat}}$,

$$R_{\text{sat}} \approx 1.3 \times 10^{14} \Gamma_{\text{ej}2}^{-3/4} L_{53}^{1/4} R_{\text{em}13}^{3/4} \text{ cm}, \quad (86)$$

γ_{sat} exceeds γ_{max} given by equation (29). Then the medium cannot accelerate to γ_{sat} on time R/c and the saturated stage ends.

7.2. $R_{\text{sat}} < R < R_{\text{gap}}$. *Unsaturated surfing: caustic*

Now ξ_c and γ_c are determined by the condition $(\lambda\xi_c/c)\gamma_c^2 \approx R/c$ (the time of acceleration to γ_c is about R/c). Using equation (62) we get at $\gamma_c > 27$,

$$\frac{\xi_c}{\xi_{\text{acc}}} \approx \frac{53}{\xi_{\text{acc}}^{1/4}} L_{53}^{1/4} R_{15}^{-1/4}, \quad (87)$$

$$\gamma_c \approx \frac{2.0 \times 10^3}{\xi_{\text{acc}}^{3/8}} L_{53}^{3/8} R_{15}^{-3/8}. \quad (88)$$

When R grows from 10^{14}cm to 10^{16}cm , ξ_c decreases slowly from $\xi_c \approx 30\xi_{\text{acc}}$ to $\xi_c \approx 10\xi_{\text{acc}}$. Correspondingly, γ_c decreases from $\approx 10^3$ to ≈ 140 . Hereafter we substitute in all estimates $\xi_{\text{acc}} = 120$ keeping in mind the typical $\alpha_2 = 1.5$; for $\alpha_2 = 2$ there is a slight change: $\xi_{\text{acc}} = 150$ (§ 5.2).

The new material trapped at given R comes to ξ_c with smaller γ compared to that of the already accumulated material in the front. This results in ‘‘overshooting’’ and implies appearance of a caustic. The overshooting can be seen e.g. in the w -coordinate: the accumulated material has $\varpi_c^{\text{old}} = \xi_c \lambda$ and the newly trapped material comes to $\varpi_c^{\text{new}} = R/\gamma_c$. Hence, $\varpi_c^{\text{new}}/\varpi_c^{\text{old}} \propto \xi_c/\gamma_c$. With decreasing ξ_c , the condition for overshooting reads $d(\xi/\gamma)/d\xi < 0$ at $\xi = \xi_c$, or

$$\left[\frac{d \ln \gamma}{d \ln \xi} \right]_{\xi=\xi_c} > 1, \quad (89)$$

which is satisfied (see eq. 62). The caustic results in a shock. If the shock is radiative (which may be the case since the material is pair-dominated and the Compton cooling is very efficient) then the shocked matter piles up in a thin shell.

When the caustic appears, the accumulated ion material begins to decelerate and the e^\pm stream loaded behind ξ_c hits the ion medium. One can show that the momentum of the e^\pm stream exceeds the momentum of the accumulated ions and this ‘‘reverse’’ shock should be strong. For simplicity, we will neglect the impact of the e^\pm stream on the surfing medium (the inclusion of this effect will slightly increase the radius R_{gap} derived below).

The medium surfs the pulse with $\gamma \approx \gamma_c$ until ξ_Δ reaches ξ_c . This happens at some radius R_c . We now evaluate R_c in two possible cases.

1. $R_c < 2\Gamma_{\text{ej}}^2 \Delta_{\text{ej}}$. — The ejecta catches up with the surfing medium before the whole γ -ray pulse leaves the ejecta. Then $\xi_c = \xi_\Delta$ gives (using eqs. 84 and 87)

$$R_c = \frac{1.2 \times 10^{18}}{\xi_{\text{acc}}} \frac{L_{53}}{\Gamma_{\text{ej2}}^{8/3}} \text{cm} \approx 10^{16} \frac{L_{53}}{\Gamma_{\text{ej2}}^{8/3}} \text{cm}. \quad (90)$$

At $R = R_c$ we also have $\gamma_c \approx \Gamma_{\text{ej}}$ i.e. the ejecta touches the medium with a small relative Lorentz factor and starts to decelerate. The gap between the surfing medium and the ejecta disappears at this moment; we thus have $R_{\text{gap}} = R_c$.

The assumed condition $R_c < 2\Gamma_{\text{ej}}^2 \Delta_{\text{ej}}$ requires $t_b > t_b^*$,

$$t_b^* = \frac{45}{\xi_{\text{acc}}^{1/2}} \frac{E_{53}^{1/2}}{\Gamma_{\text{ej2}}^{7/3}} \text{s} \approx 4 \frac{E_{53}^{1/2}}{\Gamma_{\text{ej2}}^{7/3}} \text{s}, \quad (91)$$

where we used $t_b = \Delta_{\text{ej}}/c = E/L$. This condition implies

$$R_{\text{gap}} = R_c < \frac{3 \times 10^{16}}{\xi_{\text{acc}}^{1/2}} \frac{E_{53}^{1/2}}{\Gamma_{\text{ej2}}^{1/3}} \text{cm} \approx 3 \times 10^{15} \frac{E_{53}^{1/2}}{\Gamma_{\text{ej2}}^{1/3}} \text{cm}. \quad (92)$$

2. $R_c > 2\Gamma_{\text{ej}}^2 \Delta_{\text{ej}}$. — The whole γ -ray pulse leaves the ejecta before they reach R_c . Then $\xi_c = \xi_\Delta$ at

$$R_c = \frac{1.6 \times 10^{16}}{\xi_{\text{acc}}^{3/7}} E_{53}^{3/7} t_b^{1/7} \text{cm} \approx 2 \times 10^{15} E_{53}^{3/7} t_b^{1/7} \text{cm}. \quad (93)$$

The value of $\gamma_c(R_c)$ now differs from Γ_{ej} ,

$$\gamma_c = \frac{7.1 \times 10^2}{\xi_{\text{acc}}^{3/14}} E_{53}^{3/14} t_b^{-3/7}. \quad (94)$$

The condition $R_c > 2\Gamma_{\text{ej}}^2 \Delta_{\text{ej}}$ (which is equivalent to $t_b < t_b^*$, cf. eq. 91) implies that $\gamma_c > \Gamma_{\text{ej}}$ and hence the gap still exists at $R = R_c$. The gap disappears only when $\gamma(\xi_\Delta) \approx \Gamma_{\text{ej}}$ (then the ejecta catches up with the surfing medium). This condition yields

$$R_{\text{gap}} = \frac{3.0 \times 10^{16}}{\xi_{\text{acc}}^{1/2}} \frac{E_{53}^{1/2}}{\Gamma_{\text{ej2}}^{1/3}} \text{cm} \approx 2.7 \times 10^{15} \frac{E_{53}^{1/2}}{\Gamma_{\text{ej2}}^{1/3}} \text{cm}. \quad (95)$$

We call case 1 as ‘‘long-burst’’ regime ($t_b > t_b^*$) and case 2 as ‘‘short-burst’’ regime ($t_b < t_b^*$). Note that R_{gap} is smaller in case 1 (compare eqs. 95 and 92). The gap may be not opened if the GRB emission radius is much increased by e^\pm inside the ejecta (cf. eq. 83) and exceeds R_{gap} ; $R_{\text{em}} > R_{\text{gap}}$ would require $K > 170\Gamma_{\text{ej2}}^{-2/3}(E/E_{\text{ej}})$.

Hereafter in this paper we focus on the short-burst regime. Then the energy of the γ -ray pulse interacting with the ambient medium is constant at $R > R_c$ and the simple scaling $\xi_\Delta \propto R^{-2}$ holds. A simplified blast wave model can be constructed for short bursts (as done in § 8). The extension to long GRBs is straightforward, though it implies additional technical details which we defer to a future paper.

7.3. $R_{\text{gap}} < R < R_{\text{acc}}$. *Preaccelerated pair-rich medium*

In this range of radii, ξ_Δ decreases from $\xi_c(R_{\text{gap}}) \approx 10^3$ to $\xi_{\text{acc}} \approx 10^2$. Correspondingly, $\gamma(\xi_\Delta)$ decreases from Γ_{ej} to ≈ 1 . When $\xi_\Delta < \xi_{\text{acc}}$ the front cannot accelerate the medium to relativistic velocities. The condition $\xi_\Delta = \xi_{\text{acc}}$ therefore defines the maximum radius where the relativistic preacceleration occurs,

$$R_{\text{acc}} = \frac{R_\lambda}{\xi_{\text{acc}}^{1/2}} \approx 7 \times 10^{15} E_{53}^{1/2} \text{cm}. \quad (96)$$

7.4. $R_{\text{acc}} < R < R_{\text{load}}$. *Non-relativistic pair-rich medium*

At $R > R_{\text{acc}}$ the radiation front still loads the medium with a large number of pairs. At $R = R_{\text{acc}}$ ($\xi_\Delta = \xi_{\text{acc}}$) we have $n^*/n_0 \approx 74\mu_e$ behind the front, and with increasing R the pair loading decreases exponentially (see eq. 49). The pair loading ends at $R = R_{\text{load}}$ (here ξ_Δ reaches ξ_{load} and $n^*/n_0 \sim 1$),

$$R_{\text{load}} = \frac{R_\lambda}{\xi_{\text{load}}^{1/2}} \approx 1.6 \times 10^{16} E_{53}^{1/2} \text{cm}. \quad (97)$$

In § 5 we showed that ξ_{acc} is related to ξ_{load} by a simple formula $\xi_{\text{acc}} = (5 + \ln \mu_e)\xi_{\text{load}}$ which weakly depends on μ_e ($1 < \mu_e < 2$). Hence, we have a relation

$$R_{\text{load}} = (5 + \ln \mu_e)^{1/2} R_{\text{acc}} = (2.3 \pm 0.1) R_{\text{acc}}. \quad (98)$$

7.5. $R > R_{\text{load}}$. Front weakly affects the medium

Here $\xi_{\Delta} < \xi_{\text{load}}$ and both e^{\pm} loading and preacceleration are shut down. The blast wave sweeps the normal pair-free medium which has $\gamma \approx 1$.

8. BLAST WAVE

8.1. Dynamics

When the gap is closed, the ejecta drives a blast wave through the medium preaccelerated by the leading radiation front. We will model the blast wave in a simplified way, as a thin shell sweeping the medium. This is a good approximation to the exact hydrodynamic solution with forward and reverse shocks if the ejected shell is sufficiently thin, so that the reverse shock crosses Δ_{ej} on time less than R/c (e.g. Piran 1999)⁴.

The shell has initial mass M_{ej} and Lorentz factor Γ_{ej} and starts to sweep the medium at $R = R_{\text{gap}}$ (§ 7). At a radius $R > R_{\text{gap}}$ the shell has mass $M > M_{\text{ej}}$ and Lorentz factor $\Gamma < \Gamma_{\text{ej}}$. When it sweeps a mass element dm that moves with Lorentz factor γ , Γ decreases by $d\Gamma$ and energy dE_{diss} is dissipated. The laws of energy and momentum conservation read

$$\Gamma M + \gamma dm = (\Gamma + d\Gamma)(M + dm + dm_{\text{heat}}), \quad (99)$$

$$\Gamma \hat{\beta} M + \gamma \beta dm = (\Gamma + d\Gamma)(\hat{\beta} + d\hat{\beta}) \times (M + dm + dm_{\text{heat}}). \quad (100)$$

Here $\hat{\beta} = (1 - 1/\Gamma^2)^{1/2}$ is the shell velocity and $dm_{\text{heat}} = (dE_{\text{diss}}/c^2\Gamma)$ is the rest mass associated with dissipated heat. The inertial mass M includes the initial mass of the ejecta M_{ej} , the swept mass $m(R)$, and the stored heat. We will assume that a fraction η of dm_{heat} is radiated away and the rest remains to increase the kinetic energy of the shell. Then $dM = dm + (1 - \eta)dm_{\text{heat}}$ and we get dynamic equations,

$$M \frac{d\Gamma}{dm} = \Gamma^2 \hat{\beta} \gamma (\beta - \hat{\beta}), \quad (101)$$

$$\frac{dM}{dm} = \eta + (1 - \eta)\Gamma\gamma(1 - \hat{\beta}\beta). \quad (102)$$

The radiated energy is

$$\frac{dE_{\text{rad}}}{dm} = \eta \frac{dE_{\text{diss}}}{dm} = \eta c^2 \Gamma \left[\Gamma\gamma(1 - \hat{\beta}\beta) - 1 \right]. \quad (103)$$

The swept mass is related to radius by $dm/dR = 4\pi R^2 \rho_0$ where $\rho_0(R)$ is the medium density ahead of the radiation front. Note that the increase of the medium mass by e^{\pm} loading is fairly low at $R > R_{\text{gap}}$ (§ 7). The front affects the blast wave dynamics mainly by increasing γ of the ambient medium (and possibly by increasing the efficiency η as a result of e^{\pm} loading, see TM; here we assume $\eta = \text{const}$ for simplicity). The dynamic equations acquire the standard form if $\gamma = 1$ (deceleration by static medium, see Piran 1999).

The time interval between radiative preacceleration and subsequent sweeping by the ejecta shell is much smaller than R/c , and hence preacceleration can be treated locally at a given R . Indeed, the distance between the leading boundary of the radiation front and the blast is $\Delta_f = (1 - \hat{\beta})R \approx R/2\Gamma^2$ and the sweeping time is $t_{\text{sw}} = (\Delta_f/c)2\gamma^2 = (R/c)(\gamma/\Gamma)^2 < R/c$ at $R > R_{\text{gap}}$. The Lorentz factor γ at given R is that found behind the radiation front, $\gamma = \gamma(\xi_{\Delta})$ (§§ 4 and 5). The whole γ -ray

pulse interacts with the ambient medium ahead of the ejecta (we assume the short-burst regime, so that the whole pulse has left the ejecta at $R < R_{\text{gap}}$, cf. § 7.2) and

$$\xi_{\Delta} = \left(\frac{R_{\lambda}}{R} \right)^2 = \frac{\xi_{\text{acc}}}{x^2}, \quad x \equiv \frac{R}{R_{\text{acc}}}. \quad (104)$$

We will use the analytical formula (62) for $\gamma(\xi_{\Delta})$; then

$$\gamma(x) = \begin{cases} 1, & x > 1, \\ x^{-6}, & \frac{1}{\sqrt{3}} < x < 1, \\ 3\sqrt{3}x^{-3}, & x_{\text{gap}} < x < \frac{1}{\sqrt{3}}, \end{cases} \quad (105)$$

where $x_{\text{gap}} = \sqrt{3}\Gamma_{\text{ej}}^{-1/3} \approx 0.3$ is found from $\gamma = \Gamma_{\text{ej}}$.

The characteristic mass of the problem is the ambient mass within the acceleration radius,

$$m_{\text{acc}} = \int_0^{R_{\text{acc}}} 4\pi R^2 \rho_0 dR. \quad (106)$$

The mass swept when the blast wave reaches a radius x is

$$m(x) = m_{\text{acc}} x^k, \quad (107)$$

where $k = 3$ for a constant-density medium and $k = 1$ for a wind with constant \dot{M} and w .

At $\gamma \ll \Gamma$ equation (103) yields

$$\frac{dE_{\text{diss}}}{dm} \approx c^2 \Gamma^2 \frac{(1 + \beta)}{\gamma}. \quad (108)$$

Before the ejecta decelerates, $E_{\text{diss}} \ll E_{\text{ej}} = \Gamma_{\text{ej}} M_{\text{ej}} c^2$, we have $\Gamma \approx \Gamma_{\text{ej}}$. Equation (108) then yields [we use eq. 105 for γ and replace $1 + \beta$ by the step function $1 + H(1 - x)$]

$$E_{\text{diss}}(x) \approx \Gamma_{\text{ej}}^2 m_{\text{acc}} c^2 \begin{cases} x^k - \frac{6-k}{6+k} + \psi, & x > 1, \\ \frac{2kx^{6+k}}{6+k} + \psi, & \frac{1}{\sqrt{3}} < x < 1, \\ \frac{2k(x^{3+k} - x_{\text{gap}}^{3+k})}{3\sqrt{3}(3+k)}, & x_{\text{gap}} < x < \frac{1}{\sqrt{3}}, \end{cases} \quad (109)$$

where $\psi \approx 0.004$ for $k = 1$ and $\psi \approx 0.002$ for $k = 3$. Equation (109) assumes a deceleration radius $x_{\text{dec}} > 1$. Setting $E_{\text{diss}} = E_{\text{ej}}$ we find the actual deceleration radius,

$$x_{\text{dec}} \approx \begin{cases} \left[1 + \frac{2k}{6+k} \left(\frac{1}{D} - 1 \right) \right]^{1/k}, & D < 1, \\ D^{-1/(6+k)}, & 1 < D < 27(\sqrt{3})^k, \end{cases} \quad (110)$$

$$D \equiv \frac{2k\Gamma_{\text{ej}}^2 m_{\text{acc}} c^2}{(6+k)E_{\text{ej}}}. \quad (111)$$

Note that x_{dec} depends very weakly on D at $D > 1$. Equation (105) gives $\gamma(x_{\text{dec}})$,

$$\gamma_{\text{dec}} = \begin{cases} 1, & D < 1, \\ D^{6/(6+k)}, & 1 < D < 27(\sqrt{3})^k. \end{cases} \quad (112)$$

The simple formula (110) neglects ψ and applies if $D < 27(\sqrt{3})^k$ (corresponding to $x_{\text{dec}} > 1/\sqrt{3}$). The extension to

⁴The standard blast wave model assumes the formation of collisionless shocks. Smolsky & Usov (2000) developed an alternative model for the ejecta-medium interaction. The sweeping-shell approximation is useful in that case as well as it deals with energy-momentum conservation only and gives a correct R_{dec} .

$D > 27(\sqrt{3})^k$ is straightforward. A much higher D , however, would imply that the swept medium is optically thick, making the model inconsistent (we assumed transparency when building the front model in §§ 2 and 3). Let us evaluate the optical depth of the swept medium at R_{gap} . The e^\pm loading factor is $n^*/n_0 \approx 2 \times 10^2 \mu_e/x_{\text{gap}}^2$ (cf. eq. 63), and

$$\tau_{\text{gap}}^* \approx \frac{2 \times 10^2}{x_{\text{gap}}^2} \frac{m_{\text{gap}} \sigma_{\text{T}}}{4\pi R_{\text{gap}}^2 m_p} = \frac{2 \times 10^2}{x_{\text{gap}}^{4-k}} \frac{m_{\text{acc}} \sigma_{\text{T}}}{4\pi R_{\text{acc}}^2 m_p}. \quad (113)$$

The condition $\tau_{\text{gap}}^* < 1$ defines a maximum D_* . Substituting $x_{\text{gap}} = \sqrt{3}\Gamma_{\text{ej}}^{-1/3}$ and using equations (96) and (111) we find

$$D_* \approx 0.1 \left(\frac{E_{\text{ej}}}{E} \right) \Gamma_{\text{ej}}^{(2+k)/3}. \quad (114)$$

With a typical $\Gamma_{\text{ej}} = 300$, $D_* \approx 30$ for $k = 1$ and $D_* \approx 10^3$ for $k = 3$. If $D > D_*$ the trailing photons of the radiation front will be trapped and advected by the medium until it becomes optically thin. Our front model does not apply to this case.

It is instructive to compute the swept mass at R_{dec} (using eqs. 110 and 107). In the regime $D < 1$ ($x_{\text{dec}} > 1$, $\gamma_{\text{dec}} = 1$) the standard estimate holds (e.g. Rees & Mészáros 1992),

$$m_{\text{dec}} \approx \frac{E_{\text{ej}}}{\Gamma_{\text{ej}}^2 c^2}, \quad D < 1. \quad (115)$$

In the regime $D > 1$ ($x_{\text{dec}} < 1$, $\gamma_{\text{dec}} > 1$) the deceleration occurs in a relativistically moving medium; then

$$m_{\text{dec}} \approx \frac{(6+k)E_{\text{ej}}}{2k\Gamma_{\text{ej}}^2 c^2} D^{6/(6+k)} = \left(\frac{6+k}{2k} \right) \frac{\gamma_{\text{dec}} E_{\text{ej}}}{\Gamma_{\text{ej}}^2 c^2}. \quad (116)$$

If the ambient medium is ISM with a constant density $n_0 \sim 1-10^2 \text{ cm}^{-3}$ we have $k = 3$ and $m_{\text{acc}} = 2.4 \times 10^{24} \mu_e n_0 E_{53}^{3/2} \text{ g}$. The parameter D is then given by

$$D \approx 1.4 \times 10^{-4} \mu_e n_0 E_{53}^{3/2} E_{\text{ej}53}^{-1} \Gamma_{\text{ej}2}^2. \quad (117)$$

The typical $D < 1$ and hence $x_{\text{dec}} > 1$ and the standard estimate (115) applies. Equation (109) yields the energy fraction that is dissipated at $x < 1$: $f_{\text{acc}} \approx (2/3)x_{\text{dec}}^{-3} \approx D \ll 1$. The fraction dissipated in the static pair-loaded zone, $1 < x < x_{\text{load}} \approx \sqrt{5}$ (eq. 98), is $f_{\text{load}} \approx (x_{\text{load}}/x_{\text{dec}})^3 \approx 20D$.

If GRBs have massive progenitors (e.g. Woosley 1993) their ambient medium is a wind from the progenitor. From a Wolf-Rayet progenitor one expects a wind with mass loss $\dot{M} \sim 10^{-5} M_\odot \text{ yr}^{-1}$ and velocity $w \sim 10^3 \text{ km s}^{-1}$ (Chevalier & Li 1999). In the case of a red giant, the wind velocity is smaller, $w \sim 10 \text{ km s}^{-1}$, and then the ambient density is higher. The wind medium is described by $k = 1$ and $m_{\text{acc}} = (\dot{M}/w)R_{\text{acc}} = 7 \times 10^{28} \dot{M}_{21} w_8^{-1} E_{53}^{1/2} \text{ g}$. The typical D is then comparable to or much larger than unity,

$$D = \frac{2\dot{M}c^2\Gamma_{\text{ej}}^2}{7wE_{\text{ej}}} R_{\text{acc}} \approx 1.8 \dot{M}_{21} w_8^{-1} E_{53}^{1/2} E_{\text{ej}53}^{-1} \Gamma_{\text{ej}2}^2. \quad (118)$$

To study the wind case in more detail we solve numerically equations (101,102,105,107). Figure 4 shows the results for $\Gamma_{\text{ej}} = 200$, $E = E_{\text{ej}} = 10^{53} \text{ erg}$, and the efficiency $\eta = 1$. The

dissipation rate peaks at $x \approx x_{\text{dec}}$. Besides, a small local maximum appears at $x = 1$ [it is understood from eq. 108: $(1+\beta)/\gamma$ has a maximum at $\beta = 0.5$ i.e. at $x = 1$]. If $D \geq 1$ then x_{dec} is close to unity and one can see the strong peak of energy dissipation at $x \sim 1$. For $D = 100$, 80% of the blast wave energy is dissipated at $0.5 < x < 1$ and 99% at $0.3 < x < 2$. Note that in this model $D > D_* \approx 20$ (eq. 114) and the initial stage $0.3 < x < 0.5$ is optically thick. Yet, since most of the energy is dissipated when the medium becomes transparent, the model with $D = 100$ is marginally applicable.

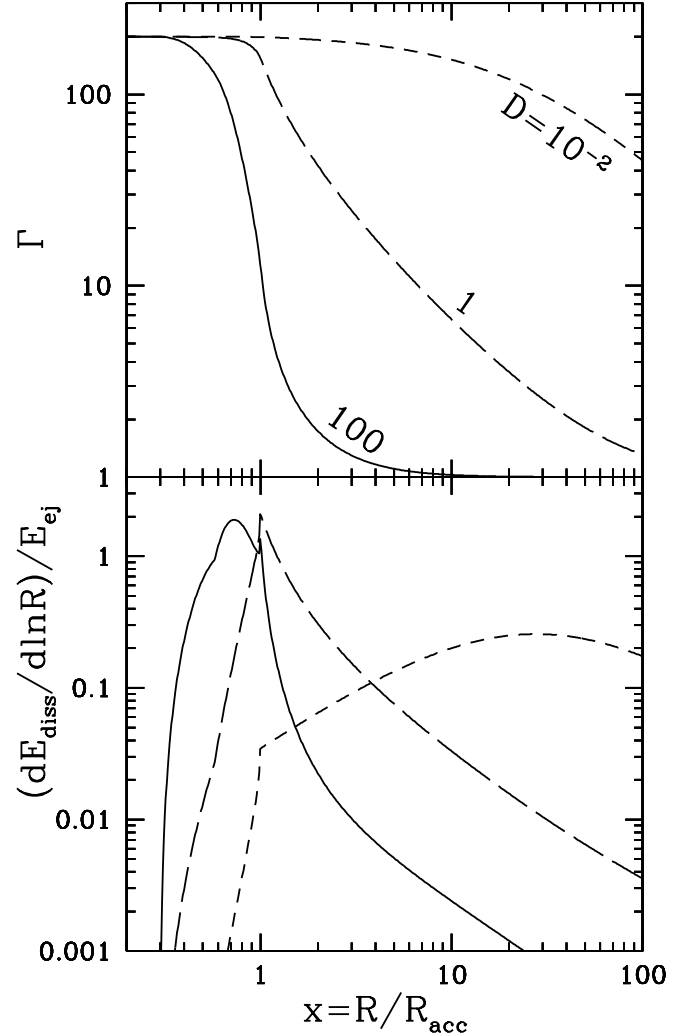


FIG. 4.— Blast wave dynamics in a wind. Here $E = E_{\text{ej}} = 10^{53} \text{ erg}$, $\Gamma_{\text{ej}} = 200$, $\eta = 1$. Dashed, long-dashed, solid curves display the cases $D = 10^{-2}$, 1, 100 (eq. 118).

The dissipated energy E_{diss} (all emitted if $\eta = 1$) exceeds E_{ej} because the additional energy $E_{\text{acc}} = c^2 \int (\gamma - 1) dm$ is deposited by the radiation front when it preaccelerates the ambient medium. Using equation (105) one finds for a wind medium ($k = 1$)

$$E_{\text{acc}} = m_{\text{acc}} c^2 \left(\frac{3\sqrt{3}}{2x_{\text{gap}}^2} - 5.9 \right) = m_{\text{acc}} c^2 \left(\frac{\sqrt{3}}{2} \Gamma_{\text{ej}}^{2/3} - 5.9 \right). \quad (119)$$

The main contribution to E_{acc} comes from small radii $x \sim x_{\text{gap}}$. Using equation (111) one can find $E_{\text{acc}}/E_{\text{ej}}$ as a function of D . For example $E_{\text{acc}}/E_{\text{ej}} \approx 2.1 \times 10^{-3} D$ for $\Gamma_{\text{ej}} = 200$.

The parameters $\eta = 1$ and $E_{ej} = E$ taken in the numerical examples imply that the blast emits energy equal to that of the prompt GRB. This emission should contribute to the preacceleration (it is soft and preaccelerates efficiently, with no Klein-Nishina reduction). Here it was not accounted for; in the model with $D = 100$ it would increase R_{acc} by a factor of 2.

8.2. Emission

We now evaluate the main characteristics of the blast wave emission, in particular, the bolometric light curve seen by a distant observer and the synchrotron peak frequency. A detailed analysis is deferred to a next paper.

8.2.1. Bolometric light curve

A distant observer will see a mixture of radiation emitted by the decelerating shell at different radii. Denote the arrival time of radiation by t_{obs} and choose $t_{obs} = 0$ for a light signal that would come from the center/beginning of the explosion. First consider the observed light curve from instantaneous emission of energy E_0 by the shell at radius R . The shell reaches this radius at a time $t(R)$ after the beginning of the explosion. Choose a polar axis $\theta = 0$ pointing toward the observer. The observer will first receive photons emitted at $\theta = 0$ ($\mu = \cos\theta = 1$). These first photons come at $t_{obs} = t(R) - R/c$ and photons emitted from a circle $\mu = \text{const} < 1$ arrive with a delay of $(R/c)(1 - \mu)$. We thus have a relation

$$t_{obs}(R, \mu) = t(R) - \frac{R}{c}\mu, \quad t(R) = \int_0^R \frac{dR}{\hat{\beta}c}. \quad (120)$$

Radiation received in time interval δt_{obs} comes from the ring $|\delta\mu| = \delta t_{obs}(c/R)$. The total energy emitted by this ring (in all directions) equals $\delta E = E_0|\delta\mu|/2$ where $|\delta\mu|/2$ is the fraction of the shell surface occupied by the ring. We will assume that each element of the ring emits isotropically in its rest frame. Radiation emitted toward the observer within a rest-frame solid angle $d\tilde{\Omega}$ occupies $d\Omega = \Gamma^2(1 - \hat{\beta}\mu)^2 d\tilde{\Omega}$ in the lab frame. Hence the observed flux is affected by the beaming factor $\Gamma^{-2}(1 - \hat{\beta}\mu)^{-2}$ and the *apparent* isotropic energy seen by the observer from a ring $\delta\mu$ is $\delta E_{app} = \Gamma^{-2}(1 - \hat{\beta}\mu)^{-2}\delta E$. (Integration of δE_{app} over the shell gives E_0 as it should be.) The apparent isotropic luminosity is

$$L_{obs} = \frac{\delta E_{app}}{\delta t_{obs}} = \frac{cE_0}{2\Gamma^2 R} \left\{ 1 - \frac{\hat{\beta}c}{R} [t(R) - t_{obs}]^2 \right\}^{-2}. \quad (121)$$

From the dynamic solution we know dE_{diss}/dR and $\Gamma(R)$. It allows us to compute the observed light curve from the whole history of the shell deceleration [we substitute $E_0 = \eta(dE_{diss}/dR)dR$ into eq. 121 and integrate over R],

$$L_{obs}(t_{obs}) = \int_0^{R_{max}} \frac{(R/c)\eta(dE_{diss}/dR)dR}{2\Gamma^2[R/c - \hat{\beta}(t - t_{obs})]^2}, \quad (122)$$

where $R_{max}(t_{obs})$ is defined by condition $t(R) - R/c = t_{obs}$ (see eq. 120).

The results are shown in Figure 5 for the blast waves in wind environment (same cases as in Fig. 4). There is no emission until $t_{rise} = R_{gap}/2\Gamma_{ej}^2 \approx E_{53}^{1/2}(\Gamma_{ej}/200)^{-7/3}$ s which corresponds to the moment when the ejecta catches up with the

surrounding medium and begins to decelerate. At $t_{obs} = t_{rise}$ the light curve rises steeply and then reaches a peak at

$$t_{peak} \approx \frac{R_{acc}}{2\Gamma_{ej}^2} \left\{ \begin{array}{ll} 1, & D < 1 \\ x_{dec}, & D > 1 \end{array} \right\} \approx 12 \frac{E_{53}^{1/2}}{\Gamma_{ej}^2} \text{ s}. \quad (123)$$

Since x_{dec} remains close to unity even at $D \gg 1$, we get a universal t_{peak} in a very wide range of D . In the examples shown in Figure 5 ($E_{53} = 1$, $\Gamma_{ej2} = 2$) we get $t_{peak} \sim 3$ s. At $D < 10^{-2}$ there appears a plateau in the light curve between t_{peak} and $\sim 0.3R_{dec}/2\Gamma_{ej}^2c$. In the model with $D = 100$ the total emitted energy exceeds E_{ej} by 20% owing to E_{acc} (§ 8.1).

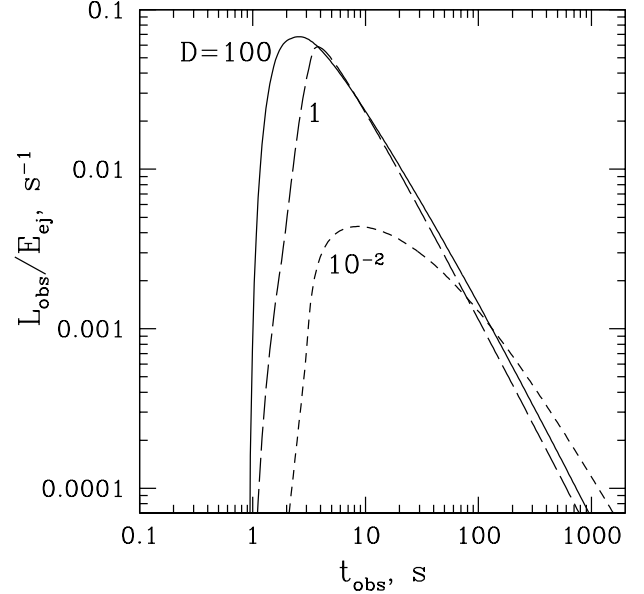


FIG. 5.— Bolometric light curves from the blast waves shown in Figure 4.

Figure 5 assumes a radiative blast wave ($\eta = 1$). Adiabatic blast waves ($\eta \ll 1$) produce similar light curves with the same t_{peak} . In reality the radiative efficiency is likely to change during the afterglow, being highest at $R \lesssim R_{acc}$ (when a lot of e^\pm are loaded) and decreasing at larger R . Then the peak will be sharper.

The light curve should further be corrected for the cosmological effects. In particular, for a burst with a redshift z one gets $t_{peak} \approx 12(1+z)E_{53}^{1/2}\Gamma_{ej2}^{-2}$ s.

8.2.2. Synchrotron peak frequency

The medium encountered by the blast wave is e^\pm -loaded, preaccelerated, and compressed by the leading radiation front. Correspondingly, the standard analysis of the blast wave emission (Blandford & McKee 1977; Piran 1999) applies to our case with three modifications: (1) e^\pm loading increases the number of shocked electrons by the factor n^*/n_0 . (2) The proper mass density of the medium is $\tilde{\rho} = \rho_0\gamma^{-1}(1 - \beta)$ rather than ρ_0 ; here the factor $(1 - \beta)$ comes from compression in the front (cf. § 3.2) and γ^{-1} appears due to Lorentz stretching when we go to the rest frame. (3) The Lorentz factor of the pre-shock medium in the shock frame is Γ/γ rather than Γ .

The proper energy density of the post-shock material is

$$u = 4 \left(\frac{\Gamma}{\gamma} \right)^2 \tilde{\rho}c^2. \quad (124)$$

Assuming that magnetic energy $B^2/8\pi$ is a fraction ϵ_B of u , we have

$$B = c \frac{\Gamma}{\gamma} \sqrt{\frac{32\pi\epsilon_B\rho_0}{\gamma(1-\beta)}}. \quad (125)$$

Assuming that e^\pm share the energy of shocked ions, the mean randomized Lorentz factor of e^\pm in the rest-frame of shocked matter is

$$\gamma_e = \frac{m_* \Gamma}{m_e \gamma}, \quad (126)$$

where $m_* = \mu_e m_p n_0/n^*$ and $1 < \mu_e < 2$ (eqs. 13 and 14).

We then get the peak synchrotron frequency in the rest-frame of the shell,

$$\tilde{\nu}_s \approx 10^6 B \gamma_e^2 \text{ Hz} \approx \frac{10^{30} \rho_0^{1/2}}{\gamma^{5/2}} \left(\frac{n_0}{n^*}\right)^2 \mu_e^2 \epsilon_B^{1/2} \Gamma^3 \text{ Hz}. \quad (127)$$

The corresponding observed frequency is $\nu_s = \tilde{\nu}_s \Gamma(1+z)^{-1}$ where z is the cosmological redshift of the burst.

For example consider a blast wave with $D \ll 1$ in ISM. At radii $R_{\text{acc}} < R < R_{\text{dec}}$ we have $\Gamma \approx \Gamma_{\text{ej}}$ and $\gamma \approx 1$. The density n^* is given by equation (49) with $\varpi/a = (R_{\text{load}}/R)^2$. Then from equation (127) we get

$$\tilde{\nu}_s \approx \frac{5 \times 10^{18} \mu_e^{5/2} \epsilon_B^{1/2} n_0^{1/2} \Gamma_{\text{ej}2}^3}{\exp(2R_{\text{load}}^2/R^2) + \exp(-2R_{\text{load}}^2/R^2) + 2} \text{ Hz}, \quad (128)$$

$R_{\text{acc}} < R < R_{\text{dec}}.$

For instance, the observed emission from $R = R_{\text{acc}}$ has the peak frequency $\nu_s \approx 2 \times 10^{16} (1+z)^{-1} \epsilon_B^{1/2} \mu_e^{1/2} n_0^{1/2} \Gamma_{\text{ej}2}^4 \text{ Hz}$. The emission from $R < R_{\text{acc}}$ is even softer, however, the luminosity is small from that region ($E_{\text{diss}}/E_{\text{ej}} \approx D$ at R_{acc} , see § 8.1).

As a second example consider a blast wave in a wind with $D > 1$ and evaluate the peak frequency at the deceleration radius $R_{\text{dec}} < R_{\text{acc}}$. We substitute equations (110) and (112) into equation (127) and use $n^*/n_0 \approx 74\mu_e x^{-4}$ (cf. eq. 63); ρ_0 is expressed in terms of D using $\rho_0 = (\dot{M}/4\pi R_{\text{acc}}^2 x_{\text{dec}}^2 w)$ and equations (118) and (96). Then we get

$$\tilde{\nu}_s \approx \frac{2 \times 10^{16}}{D^{2.6}} \Gamma_{\text{ej}2}^2 \epsilon_B^{1/2} E_{\text{ej}53}^{1/2} E_{53}^{-3/4} \text{ Hz}. \quad (129)$$

For instance, with $D = 10$ and $\epsilon_B = 0.1$ the observed $\nu_s = \tilde{\nu}_s \Gamma(1+z)^{-1}$ is close to optical/UV and then a large fraction of the blast wave energy is emitted in the optical band.

8.3. Comparison with the standard afterglow model

The impact of the radiation front on the blast wave is illustrated in Figure 6. We take the usually assumed parameters of a GRB with a Wolf-Rayet progenitor and compare the model developed in this section with the standard model that neglects the radiation front and has $\gamma = 1$ and no e^\pm ahead of the blast wave. For a simple illustration we assume a short GRB with an impulsive ejection (so that the sweeping shell approximation can be used, cf. § 8.1). The synchrotron peak frequency ν_s is evaluated with $\epsilon_B = 0.1$ which is close to its maximum possible value.

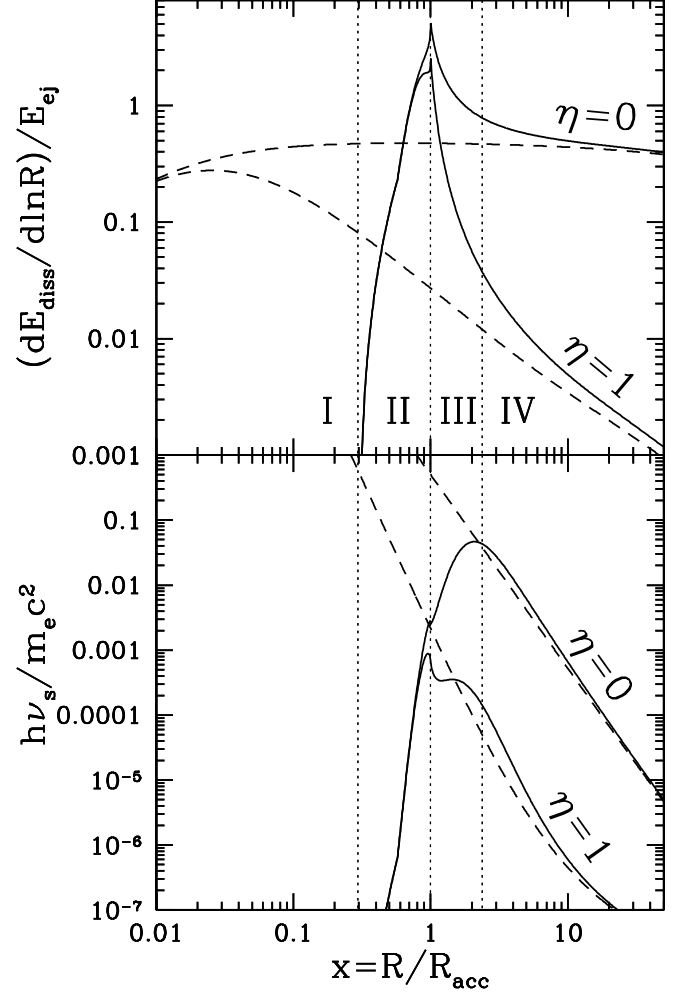


FIG. 6.— Afterglow from a GRB ejecta decelerating in a progenitor (Wolf-Rayet) wind with $\dot{M} = 2 \times 10^{-5} M_\odot \text{ yr}^{-1}$, $w = 10^3 \text{ km s}^{-1}$, and $\mu_e = 2$. The GRB is modeled as an impulsive emission of a gamma-ray front (with isotropic energy $E = 10^{53} \text{ erg}$) and a thin ejecta shell with kinetic energy $E_{\text{ej}} = 10^{53} \text{ erg}$ and Lorentz factor $\Gamma_{\text{ej}} = 200$. The assumed parameters imply $D \approx 10$ (eq. 118). *Dashed curves* show the prediction of the standard model that neglects the impact of the radiation front and *solid curves* show the actual behavior. Two extreme cases are displayed in the figure: $\eta = 0$ (adiabatic blast wave) and $\eta = 1$ (radiative blast wave). Four zones are marked: I — $R < R_{\text{gap}}$ (the gap is opened), II — $R_{\text{gap}} < R < R_{\text{acc}}$ (the gap is closed and the ejecta sweeps the relativistically preaccelerated e^\pm -loaded ambient medium), III — $R_{\text{acc}} < R < R_{\text{load}}$ (e^\pm -loaded ambient medium with $\gamma \approx 1$), and IV — $R > R_{\text{load}}$ (pair-free ambient medium with $\gamma \approx 1$). Radius is measured in units of $R_{\text{acc}} = 0.7 \times 10^{16} E_{53}^{1/2} \text{ cm}$. *Top panel*: the dissipation rate. *Bottom panel*: the synchrotron peak frequency ν_s (assuming $\epsilon_B = 0.1$) in units of $m_e c^2/h$. No cosmological redshift correction is applied here; the observed ν_s should be further reduced by $(1+z)^{-1}$.

The front impact is dramatic in both radiatively efficient ($\eta = 1$) and adiabatic ($\eta \ll 1$) cases: (1) no afterglow is emitted at $R < R_{\text{gap}}$, (2) the afterglow peaks sharply at $R = R_{\text{acc}}$, and (3) the main emission occurs in the pair-loaded zones II and III and it is much softer than predicted by the standard model. Note that ν_s is highest at $R \approx R_{\text{acc}}$ for $\eta = 1$ and at $R \approx R_{\text{load}}$ for $\eta = 0$. In the former case ν_s lies in soft bands at all R . For smaller ϵ_B and larger D the afterglow will be even softer. One thus can expect “X-ray-weak” afterglows from GRBs with massive progenitors.

Note that the basic dynamic equations of § 8.1 are not accurate in the adiabatic case. If not radiated, the dissipated energy is subject to adiabatic cooling and tries to accelerate the ejecta

(or rather to reduce the deceleration rate). The present formulation neglects this effect and is in error by a factor of a few. Another special feature of the adiabatic regime is that the time-integrated dissipation rate far exceeds E_{ej} . The shell kinetic energy remains approximately constant and it is redissipated many times.

9. CONCLUSIONS

The unusual character of radiation fronts in GRBs is owing to two basic facts: (1) the front is opaque for ambient electrons, i.e. the electron scatters many times when it is overtaken by the front, and (2) the front is opaque for the decollimated scattered photons ($\gamma - \gamma$ opacity). The two properties cause e^\pm loading and violent acceleration of the medium. The important role of the front is that it “prepares” the medium encountered by the blast wave. We summarize the medium dynamics in the front in § 9.1 and its impact on the ensuing blast wave in § 9.2. The front should cause spectacular observational effects during the early afterglow. The expected phenomena are discussed in § 9.3.

9.1. The radiation front

1. Photons scattered at one portion of the front get absorbed at a different portion behind the location of scattering. The local approximation used previously (assuming that the scattered photons instantaneously become e^\pm) is not adequate: the front structure is essentially governed by the radiative transfer. Yet a simple analytical description can be given to this non-local structure (§ 5).
2. At radii $R > R_c$ (§ 7.2) the whole front has a quasi-steady structure established on time-scales $\ll R/c$ (an ambient particle spends time $\delta t \ll R/c$ in the front). The propagating front is described by a self-similar solution: the density amplification n/n_0 and the medium Lorentz factor γ are unique functions of $\xi = \varpi/\lambda$. Here $0 < \varpi < \Delta$ measures the distance inside the front ($\varpi = 0$ at the leading boundary) and $\lambda \propto R^2$ is the electron free-path in the radiation field (eq. 1). A simple analytical approximation to the structure functions is given in § 5. In the leading portion of the front the medium density exponentiates due to pair loading on length $\xi_{\text{load}} \approx 30$, at $\xi_{\text{acc}} \approx 5\xi_{\text{load}}$ the medium is accelerated relativistically, and at $\xi_{\pm} \approx 30\xi_{\text{load}}$ the loaded pairs outnumber the ambient protons by the factor m_p/m_e and dominate the inertia of the medium. The medium parameters behind the front are $n(\xi_\Delta)$ and $\gamma(\xi_\Delta)$ where $\xi_\Delta = \Delta/\lambda \propto R^{-2}$ is its trailing boundary. The front acts as a relativistic accelerator at radii $R < R_{\text{acc}} = 7 \times 10^{15} E_{53}^{1/2}$ cm where $\xi_\Delta > \xi_{\text{acc}}$. At $R > R_{\text{acc}}$ the front still loads the medium with e^\pm . At $R > R_{\text{load}} = 1.5 \times 10^{16} E_{53}^{1/2}$ cm the e^\pm loading is shut down ($\xi_\Delta < \xi_{\text{load}}$).
3. At radii $R < R_c$ the medium is accelerated so strongly that it gets “stuck” in the radiation front (the time-scale for the medium dynamics across Δ exceeds R/c). Then two zones exist in the front: (1) $\xi < \xi_c \sim 10^3 - 10^4$ — here the steady self-similar structure is established and (2) $\xi > \xi_c$ — the ion-free zone. Being strongly accelerated, the ambient medium cannot penetrate the zone $\xi_c < \xi < \xi_\Delta$. Instead, it accumulates at $\xi \sim \xi_c$ and surfs the radiation pulse. With increasing R the front traps new material which is accelerated to a smaller velocity. This causes the overshooting effect and a caustic appears in

the surfing medium (§ 7.2). The surfing stage ends at the radius R_c which is equal to or smaller than the radius of the blast wave formation.

9.2. The blast wave

1. The blast wave forms at $R = R_{\text{gap}}$. For short bursts ($t_b < 4E_{53}^{1/2}\Gamma_{\text{ej}2}^{-7/3}$ s) $R_{\text{gap}} \approx 3 \times 10^{15} E_{53}^{1/2}\Gamma_{\text{ej}2}^{-1/3}$ cm and for longer bursts $R_{\text{gap}} \approx 10^{16} t_b^{-1} E_{53}\Gamma_{\text{ej}2}^{-8/3}$ cm. We limit our consideration here to short bursts. Then the γ -ray front is detached from the blast wave (by a small distance $R/2\Gamma^2$) and it leaves behind the changed ambient medium as described in § 9.1 (item 2). In contrast, radiation of long bursts continuously “leaks out” of the ejecta during the blast wave stage which implies additional technicalities deferred to a future work.
2. If the explosion happens in a constant-density medium with $\rho_0 < 2 \times 10^{-22}\Gamma_{\text{ej}2}^{-2}E_{\text{ej}53}E_{53}^{-3/2}$ g cm $^{-3}$ then the blast wave decelerates at $R_{\text{dec}} > R_{\text{load}}$ where the impact of the radiation front is small and the standard afterglow model works well. Such conditions probably take place for explosions in ISM.
3. If the explosion happens in a wind from a massive progenitor the radiation front affects strongly the blast wave deceleration. We defined a parameter D (eq. 118) that controls the dynamics; the blast waves in winds have $D > 1$ which corresponds to $R_{\text{dec}} < R_{\text{acc}}$ i.e. the deceleration occurs in a relativistically moving medium. The standard estimate of R_{dec} is then invalid and instead one should use equation (110). The ejecta decelerates near the unique radius $R_{\text{acc}} \approx 7 \times 10^{15} E_{53}^{1/2}$ cm; it implies that R_{dec} weakly depends on the medium parameters as long as $D > 1$. The ejecta does not decelerate at $R \ll R_{\text{acc}}$ because the medium ahead has a high γ ; at $R \lesssim R_{\text{acc}}$ the medium preacceleration ceases rather abruptly, $\gamma = (R/R_{\text{acc}})^{-6}$, and the delayed deceleration occurs violently.

The strong effect of the radiation front on the blast wave formation and dynamics is easily understood. The front passes energy $\delta E \approx \delta\tau E/2$ to an ambient mass δm ahead of the ejecta, where $\delta\tau \approx 0.2\sigma_{\text{T}}\delta m(4\pi R^2 m_*)^{-1}$ is the optical depth of δm (here 0.2 is a Klein-Nishina correction and m_* is mass per electron, $m_* < m_p$ due to pair loading). As a result the medium is accelerated to a Lorentz factor γ ,

$$\gamma - 1 = \frac{\delta E}{c^2 \delta m} = \frac{\delta\tau}{\delta m} \frac{E}{c^2} = \frac{0.1\sigma_{\text{T}}}{4\pi R^2 m_*} \frac{E}{c^2}. \quad (130)$$

The front structure solution gives m_* and γ behind the front; e.g. $m_* \approx m_p/74$ at $R = R_{\text{acc}}$ ($\beta = 0.5$). At small radii, $R < R_{\text{gap}} \sim R_{\text{acc}}/3$, one gets $\gamma > \Gamma_{\text{ej}}$, i.e. the accelerated medium runs away from the ejecta and the gap is opened.

The ejecta decelerates when it sweeps a sufficient mass m . Namely, the deceleration condition reads $(\Gamma_{\text{ej}}/\gamma)m \approx M_{\text{ej}}$ i.e. the swept inertial mass measured in the ejecta frame equals M_{ej} . The radius of deceleration is increased if $\gamma \gg 1$ despite the fact that only a small energy $e \ll E_{\text{ej}} = \Gamma_{\text{ej}} M_{\text{ej}} c^2$ was used to preaccelerate the ambient medium. Indeed, we have

[omitting the numerical factor $(6+k)/2k$, cf. eq. 116],

$$m_{\text{dec}} \approx \frac{\gamma_{\text{dec}}}{\Gamma_{\text{ej}}} M_{\text{ej}}, \quad e = (\gamma_{\text{dec}} - 1)m_{\text{dec}} \approx E_{\text{ej}} \frac{\gamma_{\text{dec}}(\gamma_{\text{dec}} - 1)}{\Gamma_{\text{ej}}^2}. \quad (131)$$

The growth of $m_{\text{dec}} \propto \gamma_{\text{dec}}$ occurs while $e < E_{\text{ej}}$ for $\gamma_{\text{dec}} < \Gamma_{\text{ej}}$.

9.3. Expected observational phenomena

1. The generic prediction is that the early emission of a GRB blast wave (at $t_{\text{obs}} < 30E_{53}^{1/2}\Gamma_{\text{ej}2}^{-2}$ s) should be very soft⁵. Compared to the standard model that neglects the effects of the radiation front, the peak frequency of synchrotron emission is reduced by the pair loading factor $(m_*/\mu_e m_p)^2 = (n^*/n_0)^{-2}$ and the preacceleration factor $\gamma^{-5/2}$ (see eq. 127). The early afterglow should start as a relatively weak optical emission at $R < R_{\text{acc}}$ and then the peak frequency moves to the X-ray band; only at $R > R_{\text{load}}$ the blast wave sweeps the normal e^\pm -free medium with $\gamma \approx 1$ and emits in the standard regime.
2. The fraction f of the afterglow energy that is emitted at the early soft stage is controlled by the ratio $R_{\text{load}}/R_{\text{dec}}$. In the typical ISM environment $f < 10\%$. In the typical wind environment (massive progenitor scenario) $f \approx 1$ i.e. most of the blast wave energy is emitted at the early soft stage. In the latter case we emphasize the likely possibility of ‘‘X-ray-weak’’ afterglows whose emission peaks in soft bands throughout the whole evolution of the blast wave (Fig. 6).
3. The light curves from blast waves in winds have special features which may be easily recognized in observations. The violent deceleration that happens at $R \sim R_{\text{acc}}$ should cause a strong peak in the soft light curve. Then one should observe (1) a steep rise of the afterglow at $t_{\text{rise}} \approx R_{\text{gap}}/2\Gamma_{\text{ej}}^2 \approx E_{53}^{1/2}\Gamma_{\text{ej}2}^{-2}$ and (2) a peak at $t_{\text{peak}} \approx (R_{\text{acc}}/R_{\text{gap}})t_{\text{rise}} \approx 2.3\Gamma_{\text{ej}2}^{1/3}t_{\text{rise}}$. Both t_{rise} and t_{peak} depend weakly on the wind parameters in a wide range $10^{-3} < D < 10^2$ (§ 8.2.1). Given the observed E and t_{peak} one can find the Lorentz factor of the ejecta. If Γ_{ej} does not vary strongly from burst to burst (as suggested by the clustering of GRB spectral peaks at $\epsilon \sim 1$, see Preece et al. 2000) there should exist a strong correlation between t_{peak} and the observed isotropic energy E of the prompt GRB.
4. In the massive progenitor scenario, the prompt high-energy γ -rays must be absorbed efficiently by radiation scattered in the wind (§ 6.2). As a result, the high-energy

tail of the GRB spectrum will have a break. The break position ϵ_{br} is given by equation (82) for the idealized case of a burst with a constant flux; it appears at ~ 10 MeV in the beginning of the GRB and then slowly shifts with time to higher energies. In highly variable bursts, future time-resolved spectroscopy should show a positive correlation between ϵ_{br} and the instantaneous flux. Once the break is observed one can evaluate the wind density.

The main observational effect of the radiation front is the strong softening of the early blast wave emission (which would otherwise be in the hard X-ray band). Owing to this softening the blast radiates in a different spectral window compared to the prompt GRB and it can be studied separately in simultaneous observations. Observations in optical – soft X-ray bands at early times (less than ~ 1 min) can help to establish the nature of the GRB progenitor — as we discussed here a wind from a massive progenitor should have clear signatures.

Early optical emission has already been detected in GRB 990123 (Akerlof et al. 1999) and it likely comes from the blast wave rather than internal dissipation in the ejecta since there is no correlation between the optical light curve and the prompt GRB. The optical emission can be produced by the reverse shock in the ejecta (e.g. Sari & Piran 1999). The results of the present paper suggest an alternative interpretation: the soft emission is produced by the forward shock at its early stage when it propagates in the preaccelerated and pair-loaded environment.

The emission from the blast *hardens fast* when the blast wave propagates in the e^\pm loaded zone $R < R_{\text{load}}$ and the observer will see the whole spectrum from optical to X-ray bands. This broad-band emission can overlap with the prompt GRB and its X-ray component can affect the measured GRB spectrum. In particular, the early external shock may generate the soft X-ray excesses detected in GRBs.

The simple blast wave model constructed in this paper assumes a burst duration $t_b \leq t_b^* = 4E_{53}^{1/2}\Gamma_{\text{ej}2}^{-7/3}$ s (cf. § 7.2). After a redshift correction $(1+z) \sim 3$, t_b^* is still smaller than ~ 10 s, while a number of observed GRBs are longer than 10 s. The extension to $t_b > t_b^*$ should be simple since the found front structure in terms of ξ (§§ 4–6) will hold regardless t_b . However, the blast wave will be affected: (1) R_{gap} will decrease (eq. 90), (2) $\xi_\Delta(R)$ [and hence $\gamma(R)$] will change, and (3) the sweeping-shell approximation (§ 8) will not work; instead one has to deal with the full hydrodynamical problem with the forward and reverse shocks.

I thank A.F. Illarionov and C. Thompson for discussions and the referee, R.D. Blandford, for comments. This work was supported by the Swedish Natural Science Research Council and RFBR grant 00-02-16135.

APPENDIX

SCATTERING AND PHOTON-PHOTON ABSORPTION

Compton scattering

⁵All the observed times given in this section are for GRB redshift $z = 0$; they should be multiplied by $(1+z)$ if $z > 0$.

The differential cross-section for Compton scattering (defined in the electron rest frame) is given by (Jauch & Rohrlich 1976)

$$\frac{d\sigma}{d\tilde{\mu}} = \frac{3}{8}\sigma_T \left(\frac{\tilde{\epsilon}_{sc}}{\tilde{\epsilon}}\right)^2 \Psi, \quad \Psi = \frac{\tilde{\epsilon}_{sc}}{\tilde{\epsilon}} + \frac{\tilde{\epsilon}}{\tilde{\epsilon}_{sc}} - 2(1 - \tilde{\mu}) + (1 - \tilde{\mu})^2, \quad \frac{\tilde{\epsilon}_{sc}}{\tilde{\epsilon}} = \frac{1}{1 - \tilde{\epsilon}(1 - \tilde{\mu})}, \quad (1)$$

where $\tilde{\epsilon}$ and $\tilde{\epsilon}_{sc}$ are the photon energies before and after scattering respectively (as measured in the electron rest frame), and $\tilde{\mu}$ is the cosine of the scattering angle in the rest frame. In our problem the scattering medium is cold and has a bulk velocity β parallel to the direction of the primary collimated photons. The rest-frame magnitudes are then related to the lab ones by

$$\tilde{\epsilon} = \gamma(1 - \beta)\epsilon, \quad \tilde{\epsilon}_{sc} = \gamma(1 - \beta\mu)\epsilon_{sc}, \quad \tilde{\mu} = \frac{\mu - \beta}{1 - \beta\mu}, \quad \frac{d\sigma}{d\mu} = \frac{d\tilde{\mu}}{d\mu} \frac{d\sigma}{d\tilde{\mu}} = \frac{3}{8}\sigma_T \left(\frac{\epsilon_{sc}}{\epsilon}\right)^2 \frac{1 + \beta}{1 - \beta} \Psi. \quad (2)$$

The Lorentz-invariant total cross-section is given by

$$\sigma_{KN} = \frac{3}{8}\frac{\sigma_T}{\tilde{\epsilon}} \left[\left(1 - \frac{2}{\tilde{\epsilon}} - \frac{2}{\tilde{\epsilon}^2}\right) \ln(1 + 2\tilde{\epsilon}) + \frac{1}{2} + \frac{4}{\tilde{\epsilon}} - \frac{1}{2(1 + 2\tilde{\epsilon})^2} \right]. \quad (3)$$

Saturation of radiative acceleration

When the medium accelerates, the typical photon energy in the medium rest frame is redshifted well below $m_e c^2$ and the scattering occurs with Thomson cross-section, $d\sigma/d\tilde{\mu} = (3/8)\sigma_T(1 + \tilde{\mu}^2)$ and $\sigma_{KN} = \sigma_T$. With increasing γ the finite collimation angle of the radiation intensity $I(\theta)$ becomes important and the efficiency of radiative acceleration drops. The radiative force accelerating the electron is (Gurevich & Rumyantsev 1965)

$$\frac{dp}{dt} = \frac{\sigma_T}{c} \gamma^2 [I_1(1 + \beta^2) - (I_0 + I_2)\beta], \quad I_k = \int I(\theta) \cos^k \theta d\Omega. \quad (4)$$

Here θ is the angle between the ray and the radial direction. Note that the net flux $F = I_1$. If the radiation field is perfectly collimated ($I_0 = I_1 = I_2 = F$) then $dp/dt = (\sigma_T/c)F(1 - \beta)/(1 + \beta)$. For a finite collimation there exists a frame with a velocity β_{sat} where the radiation flux vanishes. Assume that radiation is isotropic in this frame and has moments $\hat{I}_1 = 0$ and $\hat{I}_2 = \hat{I}_0/3$, and compute I_k in the lab frame. The I_k are components of the stress-energy tensor of radiation, $I_0 = cT^{00}$, $I_1 = cT^{0x}$, $I_2 = cT^{xx}$ (the x -axis is chosen along the radial direction). From the transformation law, $T^{ik} = \hat{T}^{lm}\Lambda_l^i\Lambda_m^k$ where Λ is the Lorentz matrix, one gets

$$I_0 = \left(1 + \frac{\beta_{sat}^2}{3}\right) \gamma_{sat}^2 \hat{I}_0, \quad I_1 = \frac{4}{3}\beta_{sat}\gamma_{sat}^2 \hat{I}_0, \quad I_2 = \left(\frac{1}{3} + \beta_{sat}^2\right) \gamma_{sat}^2 \hat{I}_0. \quad (5)$$

Using these relations and substituting $F = I_1$ we find

$$\frac{dp}{dt} = \frac{\sigma_T F}{c} \frac{\gamma^2}{\beta_{sat}} (\beta_{sat} - \beta)(1 - \beta\beta_{sat}) \approx \frac{\sigma_T F}{c} \left(\frac{1 - \beta}{1 + \beta}\right) \left[1 - \frac{(1 - \beta_{sat})^2}{(1 - \beta)^2}\right] \approx \frac{\sigma_T F}{c} \left(\frac{1 - \beta}{1 + \beta}\right) \left(1 - \frac{\gamma^4}{\gamma_{sat}^4}\right), \quad (6)$$

where the approximate equalities make use of $\gamma_{sat} \gg 1$. The acceleration vanishes when γ reaches γ_{sat} .

$\gamma - \gamma$ absorption

The $\gamma - \gamma$ opacity seen by a scattered photon (μ, ϵ_{sc}) is given by

$$\kappa_{\gamma\gamma}(\mu, \epsilon_{sc}) = \int_{\epsilon_{thr}}^{\epsilon_{br}} \frac{F_\epsilon \sigma_{\gamma\gamma}}{m_e c^3 \epsilon} d\epsilon, \quad \epsilon_{thr} = \frac{2}{(1 - \mu)\epsilon_{sc}}, \quad (7)$$

where $\sigma_{\gamma\gamma}$ is the cross section for $\gamma - \gamma$ pair production (Jauch & Rohrlich 1976)

$$\sigma_{\gamma\gamma}(\epsilon_c) = \frac{3\sigma_T}{8\epsilon_c^2} \left[\left(2 + \frac{2}{\epsilon_c^2} - \frac{1}{\epsilon_c^4}\right) \ln(\epsilon_c + \sqrt{\epsilon_c^2 - 1}) - \left(1 + \frac{1}{\epsilon_c^2}\right) \sqrt{1 - \frac{1}{\epsilon_c^2}} \right], \quad (8)$$

and $\epsilon_c = (\epsilon/\epsilon_{thr})^{1/2}$ is the energy of the interacting photons in their center-of-momentum frame. The mean energy of the photon absorbed by our photon (μ, ϵ_{sc}) is

$$\epsilon_{abs}(\mu, \epsilon_{sc}) = \int_1^{\sqrt{\epsilon_{br}/\epsilon_{thr}}} \epsilon(\epsilon_c) P(\epsilon_c) d\epsilon_c = \chi \epsilon_{thr}, \quad P(\epsilon_c) d\epsilon_c = \frac{F_\epsilon \sigma_{\gamma\gamma}(\epsilon_c) d \ln \epsilon_c}{\int_1^{\sqrt{\epsilon_{br}/\epsilon_{thr}}} F_\epsilon \sigma_{\gamma\gamma}(\epsilon_c) d \ln \epsilon_c}. \quad (9)$$

Here $P(\epsilon_c)$ is the probability of $\gamma - \gamma$ interaction with given ϵ_c and $\epsilon(\epsilon_c) = \epsilon_{thr}\epsilon_c^2$. Thus defined numerical factor χ depends on the spectrum shape F_ϵ . If the absorbing radiation has a power-law spectrum $F_\epsilon = F_1 \epsilon^{-\alpha}$ one gets at $\epsilon_{thr} \ll \epsilon_{br}$

$$\kappa_{\gamma\gamma} = \frac{\hat{\phi}(\alpha)}{\lambda_1} \left(\frac{\epsilon_{thr}}{2}\right)^{-\alpha}, \quad \hat{\phi}(\alpha) = 2^{1-\alpha} \int_1^\infty \frac{\sigma_{\gamma\gamma}}{\sigma_T} \epsilon_c^{-2\alpha-1} d\epsilon_c, \quad \chi = \frac{\hat{\phi}(\alpha - 1)}{2\hat{\phi}(\alpha)}, \quad (10)$$

where $\lambda_1 = m_e c^3 / F_1 \sigma_T$. The numerical factor $\hat{\phi}(\alpha)$ is with high accuracy ($< 0.3\%$ for $0 < \alpha < 6$) approximated as $\hat{\phi}(\alpha) = (7/12)2^{-\alpha}(1 + \alpha)^{-5/3}$ [Svensson 1987, eq. B6 where $\eta = 2^{\alpha+1}(\alpha + 2)^{-1}\hat{\phi}$]. It gives $\chi = (1 + \alpha^{-1})^{5/3}$.

The mean energy and momentum of the e^\pm pair created when the scattered photon gets absorbed are

$$e_\pm(\mu, \epsilon_{sc}) = (\epsilon_{sc} + \epsilon_{abs}) m_e c^2, \quad p_\pm(\mu, \epsilon_{sc}) = (\mu \epsilon_{sc} + \epsilon_{abs}) m_e c. \quad (11)$$

In the rest frame of the medium, the mean Lorentz factor and momentum per injected particle are given by Lorentz transformation of the energy-momentum vector,

$$2m_e c^2 \gamma_{inj}(\mu, \epsilon_{sc}) = \gamma (e_\pm - \beta c p_\pm), \quad 2p_{inj}(\mu, \epsilon_{sc}) = \gamma \left(p_\pm - \beta \frac{e_\pm}{c} \right). \quad (12)$$

It is straightforward to further average γ_{inj} and p_{inj} over the whole primary spectrum and scattering angles.

The effective Klein-Nishina cutoff

To the first approximation, $\epsilon_{KN} \sim \gamma$. This estimate is sufficient if $\epsilon_{KN} \gg 1$, far from the spectrum peak. However at $\gamma \sim 1$ we have ϵ_{KN} near the peak and the results of the analytical model in § 5 are sensitive to the exact position of ϵ_{KN} . The effective ϵ_{KN} depends on what we calculate. In calculations of \dot{n}_+ (eq. 8 of the paper), $d\sigma$ enters in combination with opacity $\kappa_{\gamma\gamma}$ seen by the scattered photon. Let us assume $\beta = 0$ and compute the average

$$\sigma_{KN} \overline{\kappa_{\gamma\gamma}}(\epsilon) = \int d\sigma \kappa_{\gamma\gamma}(\mu, \epsilon_{sc}) = \frac{\sigma_T}{\lambda_1} \hat{\phi}(\alpha_2) \epsilon^{\alpha_2} X_{\alpha_2}(\epsilon), \quad X_\alpha \equiv \overline{\left[(1 - \mu) \frac{\epsilon_{sc}}{\epsilon} \right]^\alpha} = \frac{\sigma_{KN}}{\sigma_T} \int_{-1}^1 d\mu \frac{d\sigma}{d\mu} \left[(1 - \mu) \frac{\epsilon_{sc}}{\epsilon} \right]^\alpha. \quad (13)$$

Here bar denotes the averaging over scattering angles. At $\epsilon \ll 1$ we are in the Thomson regime with $X_\alpha = X_\alpha^T = (3/8) \int (1 - \mu)^\alpha (1 + \mu^2) d\mu$, e.g. $X_2^T = 7/5$. The Klein-Nishina correction is important ($\sim 1/2$) already at $\epsilon \sim 0.1$. It is due to two effects: (1) the scattering angle is reduced [and $\kappa_{\gamma\gamma} \propto (1 - \mu)^{\alpha_2}$] and (2) the total cross-section σ_{KN} is reduced. Photons of energy $(\epsilon, \epsilon + d\epsilon)$ contribute to \dot{n}_+ with approximate weight $\propto (F_\epsilon/\epsilon) \sigma_{KN} \overline{\kappa_{\gamma\gamma}}$, therefore we define the effective ϵ_{KN} for e^\pm loading as

$$\int_0^\infty d\epsilon \frac{F_\epsilon}{\epsilon} \epsilon^{\alpha_2} X_{\alpha_2} = \int_0^{\epsilon_{KN}} d\epsilon \frac{F_\epsilon}{\epsilon} \epsilon^{\alpha_2} X_{\alpha_2}^T, \quad \epsilon_{KN} = \left[(\alpha_2 - \alpha_1) \int_0^\infty d\epsilon f_\epsilon \epsilon^{\alpha_2 - 1} \frac{X_{\alpha_2}}{X_{\alpha_2}^T} \right]^{1/(\alpha_2 - \alpha_1)} \approx 0.4, \quad (14)$$

where $f_\epsilon \equiv F_\epsilon / F_1$. We get $\epsilon_{KN} \approx 0.4$ for $\alpha_1 = 0$ and $\alpha_2 = 1.5, 2, 2.5$.

When calculating \dot{P}_\pm (eq. 18 of the paper), we need to evaluate

$$\sigma_{KN} \overline{\kappa_{\gamma\gamma} p_\pm}(\epsilon) = \int d\sigma \kappa_{\gamma\gamma}(\mu, \epsilon_{sc}) p_\pm \approx \frac{\sigma_T}{\lambda_1} \hat{\phi}(\alpha_2 - 1) \epsilon^{\alpha_2 - 1} X_{\alpha_2 - 1}(\epsilon), \quad (15)$$

where we neglected the $\overline{\kappa_{\gamma\gamma} \mu \epsilon_{sc}}$ term in $\overline{\kappa_{\gamma\gamma} p_\pm}$. Photons of energy $(\epsilon, \epsilon + d\epsilon)$ contribute to \dot{P}_\pm with approximate weight $\propto (F_\epsilon/\epsilon) \sigma_{KN} \overline{\kappa_{\gamma\gamma} p_\pm}$ (see eq. 18 of the paper), and the effective ϵ_{KN} is given by

$$\int_0^\infty d\epsilon \frac{F_\epsilon}{\epsilon} \epsilon^{\alpha_2 - 1} X_{\alpha_2} = \int_0^{\epsilon_{KN}} d\epsilon \frac{F_\epsilon}{\epsilon} \epsilon^{\alpha_2 - 1} X_{\alpha_2 - 1}^T, \quad \epsilon_{KN} = \left[(\alpha_2 - \alpha_1 - 1) \int_0^\infty d\epsilon f_\epsilon \epsilon^{\alpha_2 - 2} \frac{X_{\alpha_2 - 1}}{X_{\alpha_2 - 1}^T} \right]^{\frac{1}{\alpha_2 - \alpha_1 - 1}} \approx 0.4. \quad (16)$$

We assumed here that $\alpha_2 - \alpha_1 > 1$. Again we get $\epsilon_{KN} \approx 0.4$ for $\alpha_1 = 0$ and $\alpha_2 = 1.5, 2, 2.5$.

In a similar way, one can evaluate the effective ϵ_{KN} for \dot{P}_{sc} (see eq. 17 of the paper),

$$\overline{\sigma_{KN} (1 - \mu) \frac{\epsilon_{sc}}{\epsilon}} = \sigma_T Z, \quad \int_0^\infty d\epsilon F_\epsilon Z = \int_0^{\epsilon_{KN}} d\epsilon F_\epsilon Z^T, \quad \epsilon_{KN} = \int_0^\infty d\epsilon f_\epsilon \frac{Z}{Z^T} \approx 0.7. \quad (17)$$

Here $Z^T = (1 + \beta)^{-1} = 1$ at $\beta = 0$.

When the medium accelerates, ϵ_{KN} increases well above unity and ends up outside the spectrum peak; then its exact value is unimportant. A sufficient approximation at $\beta \geq 0$ is $\epsilon_{KN}(\beta) = \epsilon_{KN}(0) \gamma (1 + \beta)$ i.e. just the Doppler shifted value found at $\beta = 0$.

REFERENCES

- Akerlof, C. et al. 1999, Nature, 398, 400
 Blandford, R. D., & McKee, C. F. 1977, MNRAS, 180, 343
 Chevalier, R. A., & Li, Z.-Y. 1999, ApJ, 520, L29
 Dermer, C. D., & Böttcher, M. 2000, ApJ, 534, L155
 Gurevich, L. E., & Rummyantsev, A. A., 1965, Sov. Physics – JETP, 20, 1233
 Jauch, J. M., & Rohrlich, F. 1976, The Theory of Photons and Electrons, Springer, New York
 Madau, P., & Thompson, C. 2000, ApJ, 534, 239
 Mészáros, P., Ramirez-Ruiz, E., & Rees, M. J. 2001, ApJ, 554, 660
 Piran, T. 1999, Phys. Rep., 314, 575
 Preece, R. D., Briggs, M. S., Malozzi, R. S., Pendleton, G. N., Paciasas, W. S., & Band, D. L., 2000, ApJS, 126, 19
 Rees, M. J., & Mészáros, P. 1992, MNRAS, 258, 41
 Sari, R., & Piran, T. 1999, ApJ, 517, L109
 Smolsky, M. V., & Usov, V. V. 2000, 531, 764
 Svensson, R. 1987, MNRAS, 227, 403
 Thompson, C., & Madau, P. 2000, ApJ, 538, 105 (TM)
 Woosley, S. E. 1993, ApJ, 405, 273