

**The evolutionary time scale of Sakurai's object:  
A test of convection theory?**

Falk Herwig

University of Victoria, B.C., Box 3055, V8W 3P6, Canada

`fherwig@uvastro.phys.uvic.ca`

Received \_\_\_\_\_; accepted \_\_\_\_\_

Version: November 1, 2018

arXiv:astro-ph/0103002v2 27 Apr 2001

## ABSTRACT

Sakurai’s object (V4334 Sgr) is a born again AGB star following a *very late thermal pulse*. So far no stellar evolution models have been able to explain the extremely fast evolution of this star, which has taken it from the pre-white dwarf stage to its current appearance as a giant within only a few years. A very high stellar mass can be ruled out as the cause of the fast evolution. Instead the evolution time scale is reproduced in stellar models by making the assumption that the efficiency for element mixing in the He-flash convection zone during the very late thermal pulse is smaller than predicted by the mixing-length theory. As a result the main energy generation from fast proton capture occurs closer to the surface and the expansion to the giant state is accelerated to a few years. Assuming a mass of V4334 Sgr of  $0.604 M_{\odot}$  – which is consistent with a distance of 4 kpc – a reduction of the mixing length theory mixing efficiency by a factor of  $\sim 100$  is required to match its evolutionary time scale. This value decreases if V4334 Sgr has a smaller mass and accordingly a smaller distance. However, the effect does not disappear for the smallest possible masses. These findings may present a semi-empirical constraint on the element mixing in convective zones of the stellar interior.

*Subject headings:* stars: AGB and post-AGB — abundances — evolution — interior — individual: V4334 Sgr, FG Sge

## 1. Introduction

Sakurai’s object (V4334 Sgr) has displayed a dramatically fast evolution both in stellar parameters and in chemical abundance pattern (Duerbeck et al. 1997; Asplund et al. 1999;

Duerbeck et al. 2000). In 1976 it was possibly detected by the ESO/SERC survey close to the detection limit of  $m_J=21$  (Pollacco 1999) which coincides with the stellar parameters of a pre-white dwarf (WD) in the Hertzsprung-Russell diagram (see Fig. 1). While this measurement is an important consistency check, the last non-detection in 1994 at the limiting magnitude of  $m_V=15.5$  and the first positive detection at  $m_V=12.4$  by Takamizawa in 1995 (see Duerbeck et al. 1997) represents a stringent constraint on the evolutionary speed (Fig. 1). This evolution has been interpreted as the result of a final He-flash which occurred in 1994. By early 1996 the star had reached  $\log L/L_\odot \simeq 3.8$  and cooled to well below  $\log T_{\text{eff}} \sim 4$ . Since then it has continued to cool and brighten while displaying RCrBr-like red declines. Thus, according to the observational evidence, V4334 Sgr must have completed the *born again evolution* from the pre-WD stage to its current appearance as a giant in about two years. This interpretation is supported by photoionization modeling of the planetary nebula of V4334 Sgr (Pollacco 1999; Kerber et al. 1999). These models place the central star at an HRD location which is compatible with a pre-WD central star.

The born again time scale of the related object FG Sge has been successfully used to derive the stellar mass under the assumption that the star has gone through a *late thermal pulse* (Blöcker & Schönberner 1997). Applying the same procedure to V4334 Sgr leads to an extremely large stellar mass of about  $1 M_\odot$  as noted by Duerbeck et al. (2000). Such a high mass would require the long distance scale ( $d \simeq 8$  kpc) in disagreement with independent distance determinations (such as the extinction method; Kimeswenger & Kerber 1998), which yield distances as low as  $d \simeq 1.1$  kpc.

There is more compelling evidence from nucleosynthesis that V4334 Sgr is not very massive. The abundance ratio N/O in the planetary nebula (PN) is well below unity (Pollacco 1999). The PN material reflects the envelope composition during the very last phase on the AGB. According to recent stellar evolution calculations by Lattanzio &

Forestini (1999), AGB stars with the highest mass have a continuously increasing N/O ratio due to hot-bottom burning and eventually the ratio exceeds unity, e.g. at  $M_{\text{ZAMS}} = 6 M_{\odot}$  in the case of solar metallicity. Therefore V4334 Sgr cannot have the highest possible mass.

In fact, V4334 Sgr must be of even lower mass than required by the N/O constraint. Asplund et al. (1999) report a significant lithium abundance which increased over the six month period covered by their observation in 1996 (0.5 – 1.0 dex above initial solar). This amount of lithium cannot be inherited from a previous evolutionary phase but must be a nucleosynthesis product of the special conditions of the final flash (Herwig & Langer 2001). Because any mechanism of lithium creation relies on a readily available reservoir of  $^3\text{He}$ , the progenitor star must have avoided hot-bottom burning altogether and thus V4334 Sgr is less massive than  $\sim 0.7 M_{\odot}$ .

While observationally the very short evolutionary time scale with a probably normal CSPNe (central star of PNe) seems well established, a theoretical explanation of this phenomenon is lacking. Here it should be noted that two different kinds of models of the final flash have been constructed. Most models are *late thermal pulse* (LTP) evolutionary sequences (which applies to FG Sge). The thermal pulse occurs while the star is still on the horizontal crossing from the AGB to the CSPNe phase at constant luminosity. During this first post-AGB phase the H-shell is still active and prevents the mixing of envelope material into the He-flash convection zone during the thermal pulse. The born again evolution is energetically driven by the He-flash. For these LTP models  $\tau_{\text{BA}}$  (= time of return to AGB - time of occurrence of LTP/VLTP) is about 100 – 200 yr (Blöcker 1995; Schönberner 1979) and thus clearly in disagreement with the observation of V4334 Sgr.

Both the possible ESO/SERC detection in 1976 and the photoionization models indicate that the post-AGB thermal pulse has occurred very late when the star has already been approaching the WD cooling sequence in the Hertzsprung-Russell diagram. In this

case of a *very late thermal pulse* (VLTP) the H-burning has stopped and the protons in the envelope are mixed down into the He-flash convection zone where they burn on the convective time scale. Because the nuclear burning and convective mixing occurs on the same time scale at the same location, a special numerical treatment is required. Iben et al. (1983) circumvented this problem in their model calculation of the VLTP by ignoring the nuclear energy released by proton captures in the He-flash zone. Energetically their model resembles more that of the LTP and they found  $\tau_{\text{BA}}$  to be of the order of a few hundred years (from their Fig. 1), similar to the LTP born again evolution. Another VLTP model sequence has been presented by Iben and MacDonald (1995) with  $\tau_{\text{BA}} = 17$  yr. This is closer to the born again time scale of V4334 Sgr, although still too large by a factor of 3 – 4. The difference of the two values of  $\tau_{\text{BA}}$  is probably related to the treatment of hydrogen burning.

The VLTP sequence by Herwig et al. (1999) takes the nuclear energy generation by proton captures in the He-flash convection zone into account. For this purpose a numerical scheme has been developed which consistently couples the nuclear network equations with the equations of time-dependent convective element mixing (Herwig & Koesterke 2001). However, for this sequence we found  $\tau_{\text{BA}} \sim 350$  yr. Therefore, this model is not in agreement with V4334 Sgr.

In this paper we demonstrate that the very short born again evolution time can be reproduced by stellar models if the efficiency of element mixing in the He-flash convection zone is reduced compared to the mixing velocity predicted by the mixing-length theory (MLT).

## 2. Results

The born again evolution of V4334 Sgr is another case of the general problem of why stars become red giants. It is well known that the non-linear stellar structure equations as a boundary value problem have multiple solutions which may be associated with different topologies (e.g. Sugimoto & Fujimoto 2000). If the assumption of thermal equilibrium is relaxed, the transition between solutions of different topologies can be obtained. This leads to the initial value problem of stellar evolution. In order to switch from a dwarf structure to a giant structure the entropy of the envelope has to be increased.

In the VLTP model of Herwig et al. (1999, Fig. 4) the peak proton-capture energy release is located deep in the He-flash convection zone. The entropy increase in these layers by the additional H-burning luminosity barely affects the outermost layers because, in the He-flash convection zone, the temperature is already greatly increased by the ongoing He-flash. If the protons are captured at such a deep position in the intershell region the corresponding energy release is merely a perturbation of the prominent He-shell instability. Then, the ingestion of protons does not significantly change the time scale of the born again evolution. As a result the born again evolution following a VLTP will be – rather similar to the born again evolution following the LTP – of the order of a few hundred years. This seems not compatible with the observed time scale of the born again evolution of V4334 Sgr.

In order to construct born again stellar models with an evolutionary speed in agreement with V4334 Sgr we are looking for a modification of the stellar model which is capable of bringing the position of the main H-energy release from ingested protons closer to the envelope. The position of peak hydrogen burning is determined by the competing mixing ( $\tau_{\text{mix}}$ ) and nuclear time scales ( $\tau_{\text{nuc}}$ ). In Herwig et al. (1999) we have adopted for the time dependent treatment of convective element mixing the diffusion coefficient  $D_{\text{MLT}} = \frac{1}{3}\alpha_{\text{MLT}}H_{\text{p}}v_{\text{MLT}}$  where  $v_{\text{MLT}}$  is the convective mixing velocity according to the MLT

(Langer et al. 1985).  $\tau_{\text{nuc}}$  decreases with increasing temperature as the reaction rate of proton capture by  $^{12}\text{C}$  increases. The main energy generation by fast convective proton burning will occur at that position in the He-flash convection zone where  $\tau_{\text{nuc}} \simeq \tau_{\text{mix}}$ . This position moves towards the top of the He-flash convection zone if the convective efficiency of mixing the isotopes is reduced. It can be expected that the speed of the born again evolution after a VLTP depends on the position of H-burning energy release within the star.

In order to evaluate this hypothesis new VLTP model sequences have been computed using a starting model of the original sequence of Herwig et al. (1999) before the ingestion of protons into the He-flash convection zone begins. The same evolutionary code (EVOL) has been used. The time evolution of 16 isotopes for hydrogen- and helium-burning is followed. Time-dependent overshoot on any convective boundary can be considered and the latest OPAL opacities have been used (Iglesias & Rogers 1996). The mixing length parameter is  $\alpha_{\text{MLT}} = 1.7$  and the metallicity is  $Z = 0.02$ .

One way to reduce the convective mixing efficiency would be to change the mixing length parameter  $\alpha_{\text{MLT}}$ . However, this affects both the convective transport of energy as well as that of matter. According to our hypothesis we are only interested in the efficiency of material transport. Besides, the mixing length parameter describing the efficiency of convective energy transport has been calibrated in order to reproduce the solar parameters. It does not seem plausible to change the well established parameter  $\alpha_{\text{MLT}}$ . Contrary, the effect of the efficiency of mixing material is much less obvious in stellar evolution calculations. In most situations the nuclear time scale is larger than the convective mixing time scale by orders of magnitude. E.g. for main sequence stellar models the velocity of convective material transport can be changed by considerable factors without any change to the stellar parameters. Therefore we define a new parameter  $f_v \equiv D_{\text{MLT}}/D_{\text{CM}}$  where  $D_{\text{CM}}$  is the diffusion coefficient for composition mixing. VLTP and born again model

sequences for  $f_v = 1, 3, 30$  and  $300$  have been computed. A  $0.535 M_\odot$  VLTP sequence with a  $M_{ZAMS}=1 M_\odot$  progenitor model (Herwig et al. 2000) and  $f_v = 1$  has been computed for comparison.

The computations show that the evolution across the HRD is accelerated for larger values of  $f_v$ . The cases  $f_v = 3$  and  $f_v = 30$  for the mass  $0.604 M_\odot$  are shown in Fig. 1. The AGB is reached within 195 and 9.77 yr respectively. In a VLTP model sequence with  $f_v = 30$  the peak p-capture energy is released at  $m_r \sim 0.601 M_\odot$  compared to  $m_r \sim 0.595 M_\odot$  with  $f_v = 1$ .

Models with reduced convective velocity for composition mixing do not only evolve faster, but they also feature a modified evolution of convective zones. In the new computation with the reduced convective mixing efficiency, H-burning takes place in the top layers of the intershell convection zone and establishes its own convective layer on top of the actual He-flash convection zone. In contrast H-burning in the original computation takes place deeper inside the intershell region and the separate H-burning convection zone inside the He-flash convection zone is very short lived.

A quantitative comparison of the evolutionary times for different  $f_v$  values with observed evolution times is given in Fig. 3. Observationally two time intervalls can be defined: from the last non-detection in 1994 to the first positive pre-discovery detection in 1995 (t2) and from this time to the date of the first spectra reported by Asplund et al. (1999) (t1). If V4334 Sgr has a mass of  $0.604 M_\odot$  then this tentative comparison requires a reduction of the efficiency of composition mixing of  $f_v \sim 100$ . This follows from the comparison of time interval t1. The fact that time interval t2 requires a larger reduction factor is due to the fact that the observed time interval t2 is only a lower limit because V4334 Sgr was at or below the detection limit in 1994.



### 3. Discussion

Several tests have been carried out to ensure obvious sources of uncertainty do not jeopardise the general validity of the findings. Qualitatively, the results are independent on the choice of opacities and the assumptions on overshooting. The influence of numerical parameters, such as the mass at which the outer and the interior solutions are attached, do not change the results qualitatively.

However, several improvements are necessary in future models. We have not considered the  $\mu$ -barrier during the ingestion of protons which might effect the results to some extent. Moreover, time-dependent treatment of convective energy transport is not considered. This means that the time step has always to be chosen sufficiently larger than the convective mixing time scale according to the MLT in order to remain consistent with the assumption of instantaneous convective energy transport. This criterion prohibits the usual time resolution which, for instance, requires that the hydrogen-burning luminosity  $L_H$  may not increase by more than a few percent. In the VLTP case  $L_H$  often multiplies by some factor within one time step. However, the nuclear energy integrated by the structure equations and the nuclear energy estimated from the amount of consumed proton agree within 10-20% in all cases.

The reduced efficiency of composition mixing leads to a different evolution of the convective zones. This affects the CNO element and isotopic ratios. The surface  $^{12}\text{C}/^{13}\text{C}$  ratio of the  $f_v = 30$  born again model is  $\sim 5$  and thus in agreement with the observations of Asplund et al. (1999). Also the CNO elemental ratios of this sequence are in good agreement with the observed ratios. The absolute CNO abundances of Asplund et al. (1999) are smaller by a factor of  $\sim 5$  compared to the model predictions. The reason for this inconsistency is not clear and might be due to the so-called carbon problem of abundance analysis (Asplund et al. 2000).

The formation of lithium is another important test for any stellar model sequence of Sakurai’s object. More detailed studies of the convective nucleosynthesis should provide additional constraints on the validity of the proposed concept. From a preliminary analysis of the temperature conditions in models with reduced convective element mixing we expect that the mechanism of hot hydrogen-deficient  $^3\text{He}$ -burning (Herwig & Langer 2001) for the synthesis of lithium during the VLTP will provide a lithium abundance in agreement with that of V4334 Sgr.

It has been shown that the born again evolution following a VLTP is sensitively dependent on the composition mixing due to convection. Therefore, it is important to consider any mechanism or parameter on which the convective velocity in this region depends. The computations show that the convective velocity in the He-flash convection zone decreases with stellar mass of the post-AGB star. While the  $0.604 M_{\odot}$  displays  $v_{\text{MLT}} \sim 3\text{km/s}$  (at  $\Delta m = 0.003 M_{\odot}$  below the top boundary of the He-flash convection zone) the comparison model sequence of mass  $0.535 M_{\odot}$  shows only  $v_{\text{MLT}} \sim 0.35\text{km/s}$ . In accordance with the previous finding the  $0.535 M_{\odot}$  model sequence does evolve much faster back to the AGB than the  $0.604 M_{\odot}$  sequence (Fig. 2). This faster evolution must be attributed to the lower convective velocity. The evolutionary times for the previously described intervals  $t_1$  and  $t_2$  are included in Fig. 3 and lie clearly off the relation between  $f_v$  and  $t_{\text{BA}}$  for  $0.604 M_{\odot}$ . However, note that  $v_{\text{MLT}}$  of the  $0.535 M_{\odot}$  sequence is just about a factor of 10 smaller than in the  $0.604 M_{\odot}$  case. Possibly all these models follow a narrow relation between  $t_{\text{BA}}$  and  $v_{\text{CM}}$ .

In any case, the assumption of a small mass for V4334 Sgr probably does not solve the time scale problem alone. The time scale for this model sequence is still too large by an order of magnitude. Moreover, stellar masses as low as  $0.535 M_{\odot}$  are not consistent with the possible detection in the ESO/SERC in 1976 (Fig. 2). However, this argument depends

somewhat on the distance-luminosity relation used. Finally, the  $0.535 M_{\odot}$  evolutionary track is not consistent with the photoionization models of Pollacco (1999) and Kerber et al. (1999). Note, that the horizontal luminosity of the  $0.604 M_{\odot}$  post-AGB track is somewhat larger than that of previous computations of comparable mass because of the inclusion of AGB overshooting and the resulting effects on the core-mass luminosity relation described by Herwig et al. (1998).

#### 4. Conclusion

We have constructed a new born again stellar evolution model for V4334 Sgr which can reproduce the observed evolutionary speed across the HRD as well as the CNO abundance ratios. It is probably compatible with the observed lithium abundance. For the new model it has been *assumed* that the efficiency of material transport by convection is smaller than predicted by the MLT by a factor of  $\sim 100$  (depending on mass). About the underlying physical origin of such a reduction we can only speculate. The results presented here suggest that a modification to the prescription of convective element mixing may be a solution for the otherwise incomprehensible evolutionary behaviour of V4334 Sgr.

I would like to thank D.A. Vandenberg for very useful discussions and for his encouragement of this work. Support through his Operating Grant from the Natural Sciences and Engineering Research Council of Canada is gratefully acknowledged. Moreover, it is a pleasure to thank T. Blöcker, W.-R. Hamann, L. Koesterke, N. Langer, D. Schönberner and M. Steffen for the very enjoyable collaboration on related projects which has paved the way for this paper. R. Napiwotzki has provided bolometric corrections of his model atmospheres of CSPN.

## REFERENCES

- Asplund, M., Gustafsson, B., Lambert, D. L., & Rao, N. K. 2000, *A&A*, 353, 287
- Asplund, M., Lambert, D. L., Kipper, T., Pollacco, D., & Shetrone, M. D. 1999, *A&A*, 343, 507
- Bessell, M. S., Castelli, F., & Plez, B. 1998, *A&A*, 333, 231
- Blöcker, T. 1995, *A&A*, 299, 755
- Blöcker, T. & Schönberner, D. 1997, *A&A*, 324, 991
- Duerbeck, H. W., Benetti, S., Gautchy, A., van Genderen, A. M., Kemper, C., Lillier, W., & Thomas, T. 1997, *AJ*, 114, 1657
- Duerbeck, H. W., Liller, W., Sterken, C., Benetti, S., van Genderen, A. M., Arts, J., Kurk, J. D., Janson, M., Voskes, T., Brogt, E., Arentoft, T., van der Meer, A., & Dijkstra, R. 2000, *AJ*, 119, 2360
- Herwig, F., Blöcker, T., & Driebe, T. 2000, in *The changes in abundances in AGB stars*, ed. F. D’Antona & R. Gallino, *Mem. Soc. Astron. Ital.*, in press, astro-ph/9912350
- Herwig, F., Blöcker, T., Langer, N., & Driebe, T. 1999, *A&A*, 349, L5
- Herwig, F. & Koesterke, L. 2001, *A&A*, submitted
- Herwig, F. & Langer, N. 2001, *Nucl. Phys. A*, in press, astro-ph/0010120
- Herwig, F., Schönberner, D., & Blöcker, T. 1998, *A&A*, 340, L43
- Iben, Jr., I., Kaler, J. B., Truran, J. W., & Renzini, A. 1983, *ApJ*, 264, 605
- Iben, Jr., I. & MacDonald, J. 1995, in *White Dwarfs*, ed. D. Koester & K. Werner, *LNP* No. 443 (Heidelberg: Springer), 48

Iglesias, C. A. & Rogers, F. J. 1996, *ApJ*, 464, 943

Kerber, F., Köppen, J., Roth, M., & Trager, S. 1999, *A&A*, 344, L79

Kimeswenger, S. & Kerber, F. 1998, *A&A*, 330, L41

Langer, N., El Eid, M., & Fricke, K. J. 1985, *A&A*, 145, 179

Lattanzio, J. & Forestini, M. 1999, in *AGB Stars*, ed. T. L. Bertre, A. Lebre, & C. Waelkens, IAU Symp. 191 (ASP), 31

Napiwotzki, R. 2001, *A&A*, 367, 973

Pollacco, D. 1999, *MNRAS*, 304, 127

Schönberner, D. 1979, *A&A*, 79, 108

Sugimoto, D. & Fujimoto, M. Y. 2000, *ApJ*, 538, 837

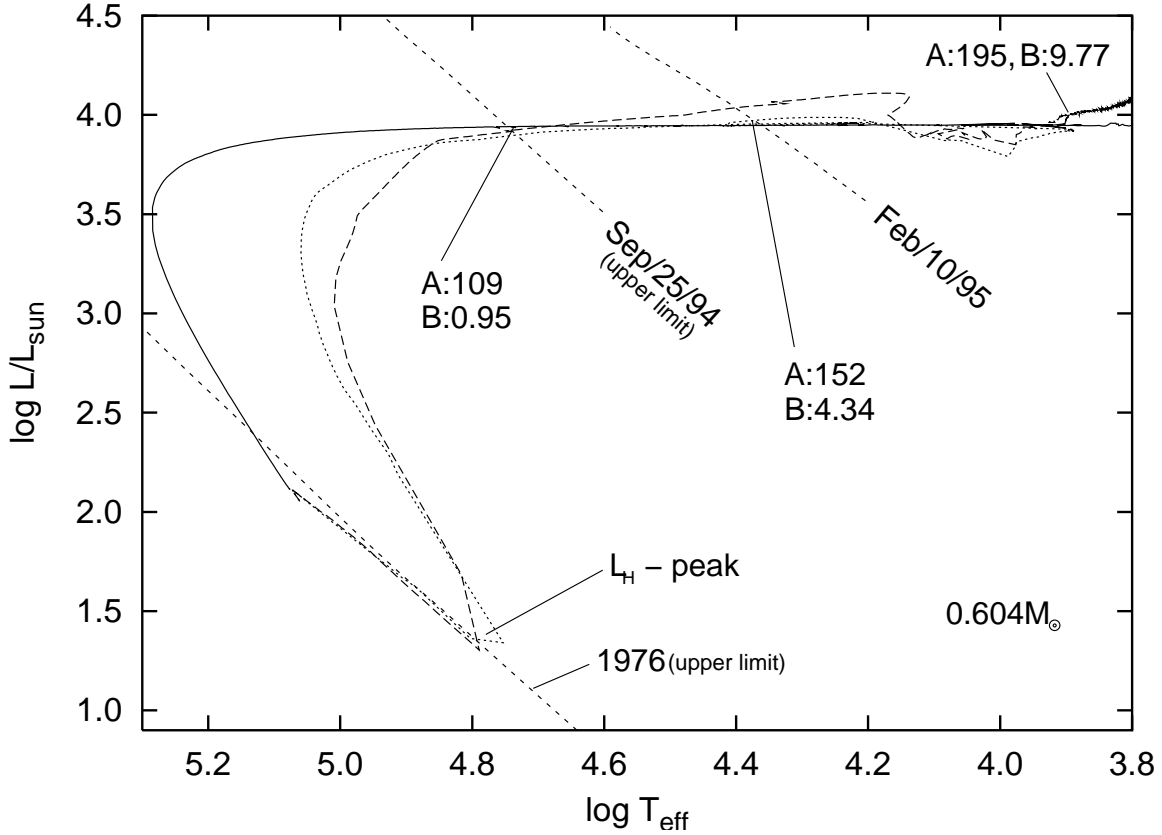


Fig. 1.— Hertzsprung-Russell diagram of the post-AGB sequence of mass  $0.604 M_{\odot}$  of Herwig et al. (1999) (solid line) with the VLTP and subsequent born again evolution recomputed with  $f_{\nu} = 3$  (dotted line, time labels A:) and  $f_{\nu} = 30$  (long-dashed, time labels B:). Time labels given at  $\log T_{\text{eff}} = 3.9$  correspond to the first spectra presented in Asplund et al. (1999) which are dated Apr 20, 1996. All time labels are in yr and give the evolutionary time from the moment of largest H-burning luminosity  $L_{\text{H}}$ -peak. The dashed straight diagonal lines represent three different magnitudes at or below which V4334 Sgr has been observed at different times (see text). In this figure  $d = 4$  kpc has been assumed for internal consistency with the luminosity of the  $0.604 M_{\odot}$  evolutionary track. The distance has been determined from the luminosity-distance relation derived from the data of Duerbeck et al. (2000) for the date of the first spectra found in Asplund et al. (1999) and the corresponding luminosity of the evolutionary tracks at the temperature determined from the spectra. For the lines of constant magnitudes the following has been used: for  $T_{\text{eff}} > 40000$  K B.C.<sub>v</sub> from Napiwotzki (2001) and for  $T_{\text{eff}} < 40000$  K indices from Bessell et al. (1998) (Kurucz atmosphere models),

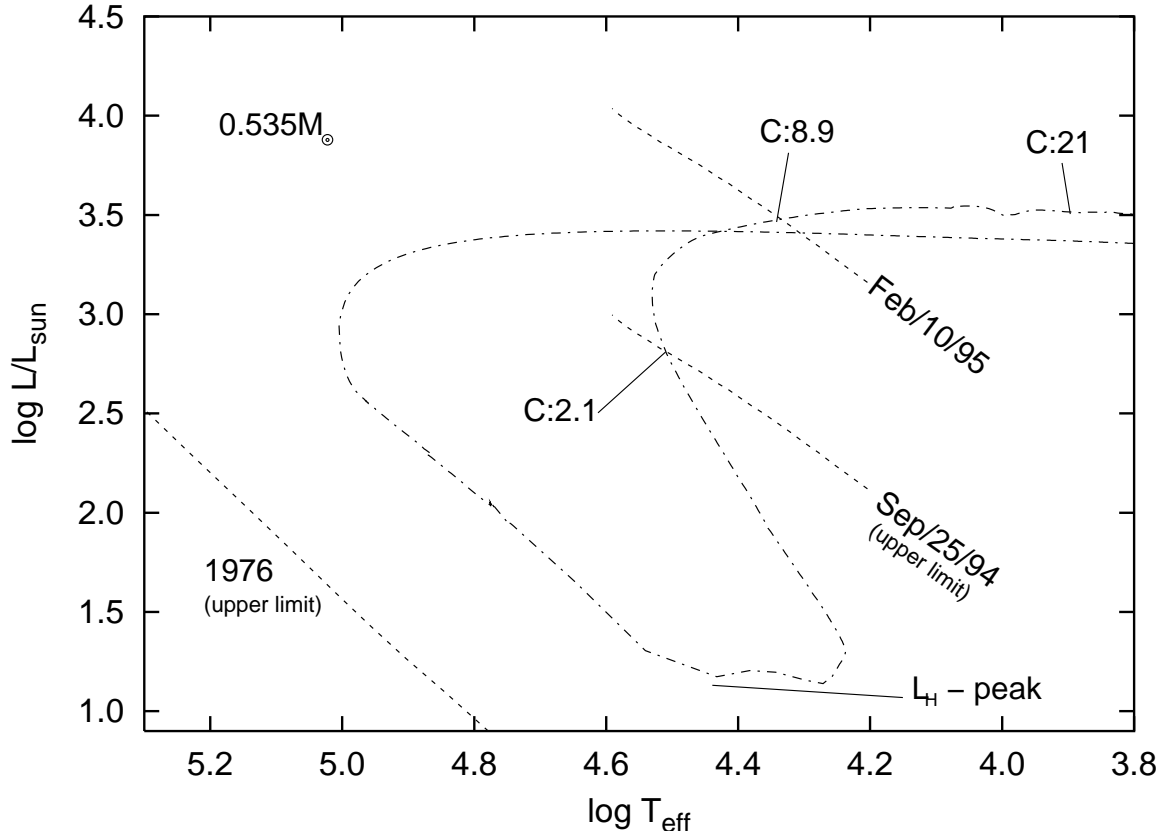


Fig. 2.— The same as Fig.1 for a  $0.535 M_{\odot}$  post-AGB evolution with VLTP ( $f_{\text{v}} = 1$ , time labels C:). The dashed straight diagonal lines again represent different magnitudes at or below which V4334 Sgr has been observed. For this mass a distance of  $d = 2.5$  kpc is consistent with the luminosity of the  $0.535 M_{\odot}$  track.

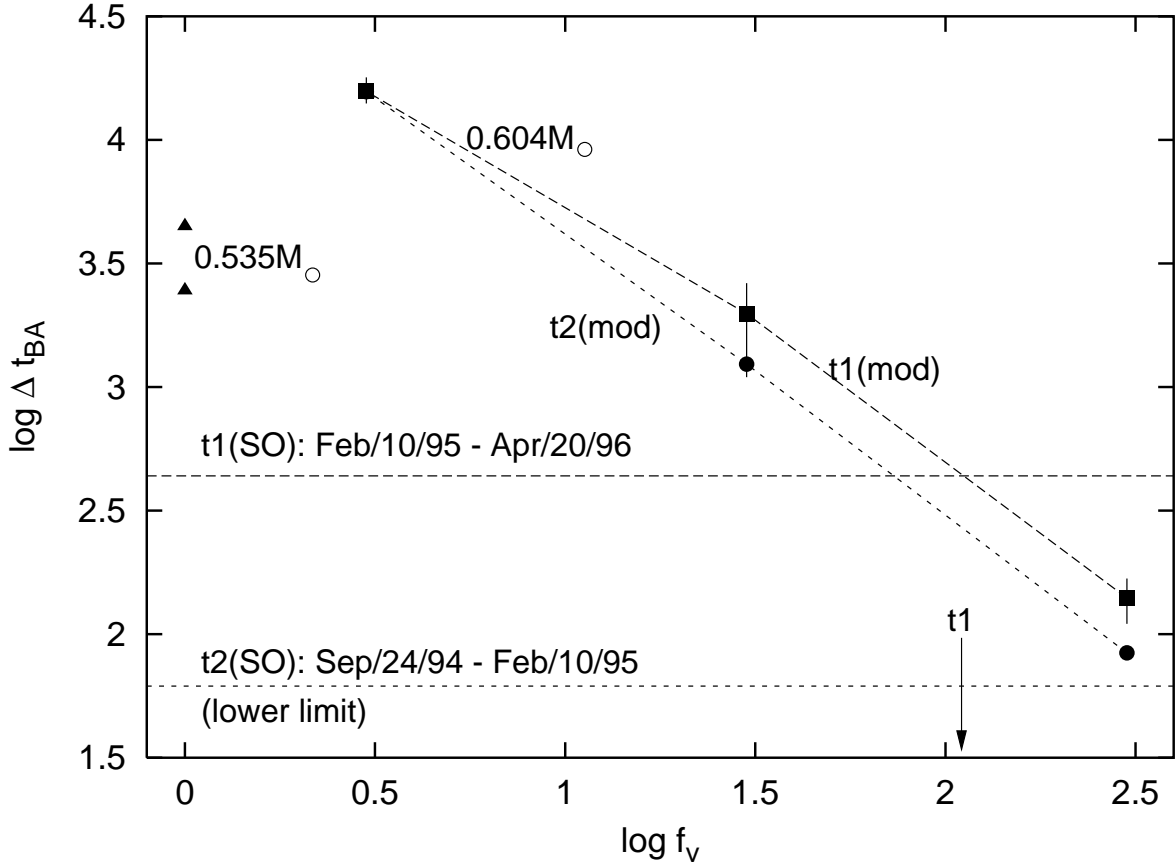


Fig. 3.— Comparison of observed evolutionary speed of V4334 Sgr and of born again evolution models. The horizontal lines labeled t1(SO) and t2(SO) mark the length of two time intervals between observations of V4334 Sgr. The dates of the observations are given beside the lines (compare Fig.1). The line t2(SO) is labeled **lower limit** because the corresponding line (Sep/24/94) of constant magnitude in Fig.1 is an upper limit for V4334 Sgr at that date. From the  $0.604 M_{\odot}$  model sequences with different values of  $f_v$  the corresponding time intervals have been extracted (filled symbols) and connected by lines labeled t1(mod) and t2(mod). These lines show that born again models with larger reduction factors evolve faster between to given locations in the HRD. Error bars are plotted for squares only and reflect an estimate of observational uncertainties. The triangulars represent the evolutionary times of the  $0.535 M_{\odot}$  sequence (top triangular belongs to interval t1). The comparison of the model data and the observed data yields  $f_v \sim 100$  if V4334 Sgr has a mass of  $0.604 M_{\odot}$ .