

RECYCLED PULSARS DISCOVERED AT HIGH RADIO FREQUENCY

R. T. EDWARDS AND M. BAILES

Centre for Astrophysics and Supercomputing, Swinburne University of Technology, P.O. Box 218 Hawthorn, VIC 3122,
Australia

Draft version November 6, 2018

ABSTRACT

We present the timing parameters of nine pulsars discovered in a survey of intermediate Galactic latitudes at 1400 MHz with the Parkes radio telescope. Eight of these pulsars possess small pulse periods and period derivatives thought to be indicative of “recycling”. Six of the pulsars are in circular binary systems, including two with relatively massive white dwarf companions. We discuss the implications of these new systems for theories of binary formation and evolution. One long-period pulsar (J1410–7404) has a moderately weak magnetic field and an exceedingly narrow average pulse profile, similar to other recycled pulsars.

Subject headings: binaries: close — pulsars: general — stars: white dwarfs — surveys

1. INTRODUCTION

Since the early days of pulsar astronomy it has been known that radio pulsars are steep-spectrum objects (Comella et al. 1969). The majority of pulsar surveys were conducted at low frequency to exploit the higher flux and increased telescope beam size made available. By the mid 1990s 70-cm surveys had resulted in the discovery of ~ 700 pulsars, approximately 60 of which belonged to the class of “millisecond pulsars” (MSPs; $P \lesssim 25$ ms). However the elevated sky temperature and effects of interstellar dispersion, scatter-broadening and terrestrial interference present significant barriers to the discovery of pulsars, particularly MSPs, at low frequency. Early efforts at 20-cm surveys (Stokes et al. 1985; Clifton & Lyne 1986; Johnston et al. 1992) were surprisingly successful in discovering large numbers of pulsars, however the time resolution afforded by the backend systems did not provide sufficient sensitivity to discover any MSPs. We have conducted a high frequency survey of intermediate Galactic latitudes with the new multi-beam 21-cm receiver and pulsar backend at the Parkes radio telescope. The rapid sky coverage afforded by the multiple beams combined with improved backend hardware has enabled us to overcome the limitations of previous surveys and succeed in discovering a large number of millisecond pulsars. In this paper we discuss nine new low-magnetic-field pulsars found in this survey.

2. THE SWINBURNE INTERMEDIATE LATITUDE PULSAR SURVEY

Over a period of 12 months from 1998 August - 1999 August, we conducted a pulsar survey with the 13-beam 21-cm “multi-beam” receiver at the Parkes radio telescope (Staveley-Smith et al. 1996). The rapid sky coverage and high sensitivity of this system makes for a formidable survey instrument. Coupled with the thirteen 2×96 -channel filterbanks covering 288 MHz each centred at a frequency of 1374 MHz, pulsars are being discovered at a rapid rate. The pulsar backend was originally built for an ongoing deep survey of the Galactic plane which is expected to almost double the known pulsar population (Lyne et al. 2000; Camilo et al. 2000). Based on Monte Carlo simulations similar to those discussed by Toscano et al. (1998), we

found that 5–10 previously unknown millisecond pulsars ought to be detectable with unprecedented time efficiency in a shallower survey flanking the region of the Galactic plane survey. With the surfeit of computational power made available with the upgrade of the Swinburne supercomputer to 64 Compaq Alpha workstations, we chose to use half the sampling interval of the Galactic plane survey (that is, $125 \mu\text{s}$ vs. $250 \mu\text{s}$) in the hope of discovering any nearby sub-millisecond pulsars. With 265-s integrations covering the region enclosed by $5^\circ < |b| < 15^\circ$ and $-100^\circ < l < 50^\circ$ we completed the survey in 14 days of integration time and discovered ~ 70 pulsars¹ pulsars of which 8 show spin-down behavior consistent with recycling, confirming the predictions of the simulations. The survey was sensitive to slow and most millisecond pulsars with flux densities greater than approximately 0.3–1 mJy. Full details of the survey will be available in a forthcoming paper (R.T. Edwards et al. 2001, in preparation).

3. NEW RECYCLED PULSARS

Pulsars discovered in the intermediate latitude survey were subjected to a campaign of pulsar timing observations to determine their astrometric, spin and orbital parameters. The center beam of the multibeam system was used to make observations of typically 250 seconds in length. The raw filterbank samples were folded offline at the topocentric pulse period to form integrated pulse profiles that were subsequently fitted to a “standard” profile to produce a nominal pulse time-of-arrival (TOA). These TOAs were then used to fit for the parameters of a standard timing model using the TEMPO software package² with the DE200 solar system ephemeris (Standish 1982). To avoid the high degree of covariance between the time of periastron and the longitude of periastron experienced with nearly circular binaries, we used the ELL1 binary timing model (Lange et al. 2001) which fits for the time of ascending node and the Laplace parameters $e \cos \omega$ and $e \sin \omega$ instead. In the absence of such covariance the uncertainty estimates of the ELL1 model are more reliable, however its result is subject to the assumption of a very small eccentricity. To check the validity of this assumption, particularly in the case of PSR J1157–5112 which has a large eccentricity compared to most white dwarf pulsar

¹ Some candidates are yet to be confirmed

² <http://pulsar.princeton.edu/tempo>

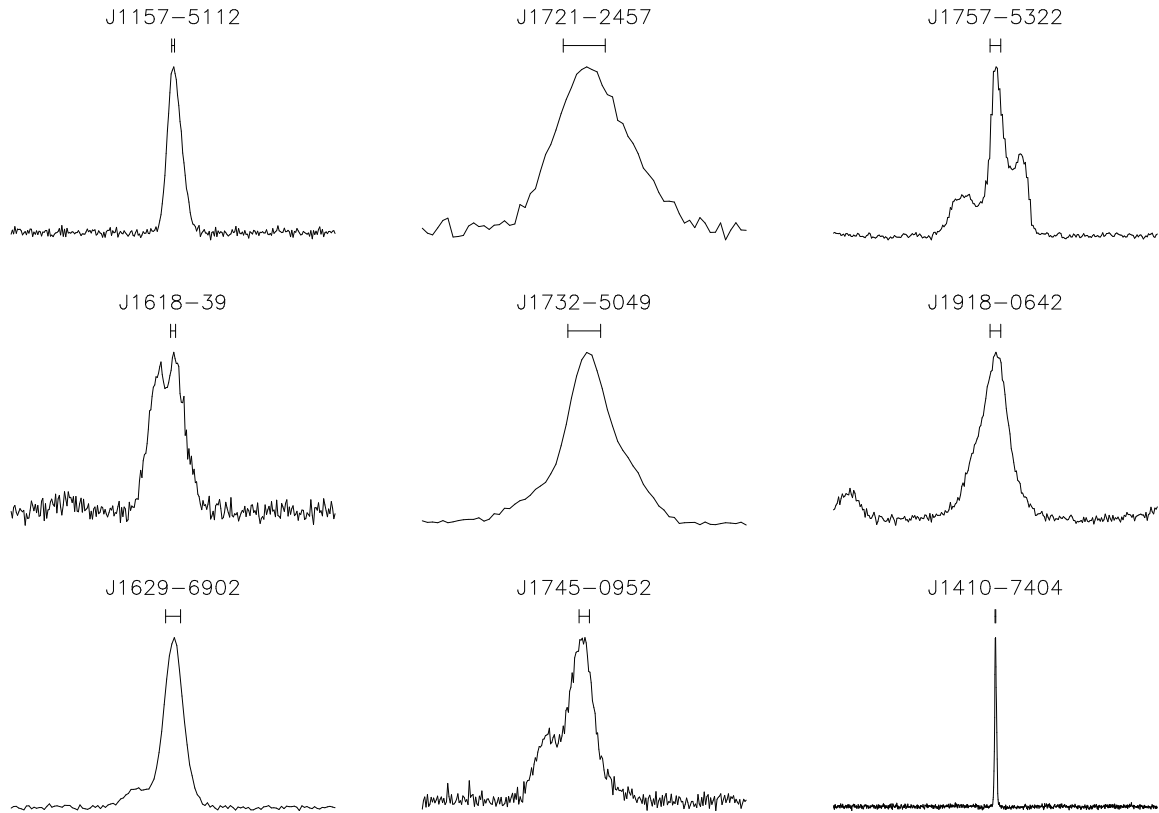


FIG. 1.— Average pulse profiles for the pulsars presented in this paper. These result from the summation of several observations using the system described in §2 (except for the J1618–39 profile which arises from data taken with a $2 \times 512 \times 0.5$ MHz channel system at a center frequency of 1390 MHz). The vertical flux scale is arbitrary and normalized between pulsars. Horizontal bars represent the degree of time smearing induced by the differential dispersion delay within individual filterbank channels.

binaries, we have also fitted for the BT model (Blandford & Teukolsky 1976) and find the parameters consistent to better than 0.1σ . Due to its long orbital period, we have not yet been able to obtain a phase-connected solution for PSR J1618–39³; the parameters presented derive from analysis of secular variations in barycentric pulse period.

The parameters of nine newly discovered pulsars with small pulse periods and/or spin-down rates are listed in Tables 1–3. Values in parentheses represent the error in the last quoted digit, calculated from twice the formal uncertainty produced by TEMPO. Dispersion measures were fit for with the inclusion of one or more TOAs produced from 660 MHz data, which in the absence of adequate signal to noise ratio were obtained by cross-correlation with the same template profile used for the high frequency TOAs. For this reason the errors quoted are probably underestimated. Also presented in the table are several derived quantities of interest, including the minimum companion mass for binary systems assuming a $1.35 M_{\odot}$ companion (Thorsett & Chakrabarty 1999), the surface magnetic field strength assuming a dipole geometry (given by $B_{\text{surf}} \simeq 3.2 \times 10^{19} \text{ Gauss s}^{-1/2} \sqrt{PP}$), the “characteristic age” assuming magnetic dipole spin-down (with a braking index of 3) from a very fast initial rotation and the distance and Galactic z -height derived from the electron density model of Taylor & Cordes (1993) (accurate on average to around 30%). Average pulse profiles from these pulsars are provided in Figure 1. As is visible in the plot, PSR J1918–0642 possesses an interpulse which follows the main pulse by $\sim 190^{\circ}$ with $\sim 15\%$ of its peak

intensity. Apparent in the profile of PSR J1618–39 is a weak component leading the main pulse by $\sim 120^{\circ}$ with $\sim 10\%$ of the peak intensity.

These systems are of particular interest because they most likely belong to the class of so-called “recycled” pulsars. In the standard model, the origin of the short spin period and low inferred magnetic field strength of these pulsars lies in an earlier epoch of binary interaction (e.g. Bhattacharya & van den Heuvel 1991). Matter accreted from the companion simultaneously spins up the pulsar and dramatically attenuates its magnetic field. The resultant rapid rotation rate provides the required conditions for pair production (even with a “weak” magnetic field) and the pulsar, which had previously ceased to emit after spinning down below the critical rate, is recycled into a radio-loud short-period pulsar.

Of the pulsars listed in Tables 1–3, three are isolated and six are members of binary systems. Of the six binaries, four are members of a large class of millisecond pulsars with low mass white dwarf companions (§4). The remaining two are orbiting massive white dwarfs (§5) in orbits sufficiently close that relativistic perturbations to the timing behavior should be measurable in a few years. PSR J1757–5322 in particular emits sufficient gravitational radiation that its orbit will decay to the point of coalescence within a Hubble time, with dramatic and unknown consequences (Edwards & Bailes 2001). The systems were discovered with signal to noise ratios in the range of 12–45, implying flux densities of approximately 0.4–8 mJy and luminosities of 0.8–60 mJy kpc², comparable to those of pre-

³ The name of this pulsar may change when a better position measurement becomes available.

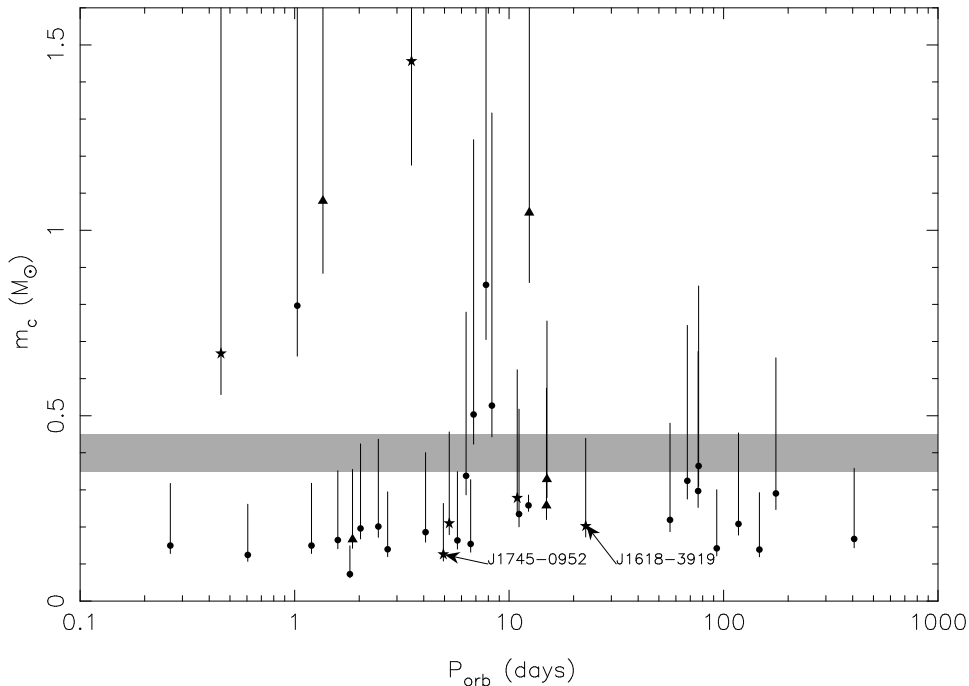


FIG. 2.— Distribution in orbital period and companion mass of known circular-orbit pulsars in the Galactic disk (excluding those with planets or evaporating companions). Points and upper and lower ends of error bars represent median, 90% upper limit and minimum companion masses assuming randomly inclined orbits and a $1.35 M_{\odot}$ pulsar, with the exception of PSR B1855+09 which has much smaller errors resulting from a Shapiro delay measurement (Kaspi, Taylor, & Ryba 1994). Stars, triangles and circles represent pulsars discovered in the intermediate latitude survey (this work), the Galactic plane survey (Camilo et al. 2001), and previously known systems respectively. The gray bar between $0.35\text{--}0.45 M_{\odot}$ represents the transition from He to CO white dwarf companions.

viously known MSPs in the Galactic disk, although a thorough treatment must await calibrated flux density measurements.

There does not seem to be any particular preference for high or low Galactic latitudes in the pulsars presented here. A Kolmogorov-Smirnov test on the seven new “millisecond” pulsars ($P < 20$ ms) indicates that the observed values of $|b|$ differ from a uniform distribution at a significance level of only 18%. Clearly a campaign to survey higher Galactic latitudes with the multibeam system would also be worthwhile in terms of millisecond pulsar discoveries. The dearth of MSPs found so far in the Galactic plane survey (Manchester et al. 2000) is puzzling in light of the lack of any indication of diminishing returns from our survey at smaller latitudes with the same observing system. Although we employ a higher sampling rate, the dispersion smearing induced by the filterbank channels is greater than two sample intervals for all new MSPs. In addition, it was discovered (after completion of the survey!) that the strength of a ubiquitous and problematic signal generated by the sampler is much reduced at slower sample rates.

4. THE FORMATION OF LOW MASS BINARY PULSARS

The newly discovered pulsar PSR J1618–39 lies in the middle of what previously appeared to be a “gap” (Camilo 1995) in the distribution of binary pulsar orbital periods (see Figure 2). Whilst its spin-down rate has not been measured, only a recycled pulsar or a very young pulsar could exhibit such rapid rotation, and its large displacement from the Galactic plane (~ 650 pc) rules out the latter option. Since it is recycled and its orbital parameters other than orbital period are typical of the low mass binary pulsars (LMBPs), we contend that the physics of the formation of LMBPs do not exclude such orbital periods. With the discovery of this pulsar and two (J1732–5049, J1918–0642), perhaps three (J1745–0952 appears to have an anom-

ously long rotation period; see §5.1) other LMBPs, it is timely to reassess the standard model of their formation.

Briefly, the standard evolutionary scenario for LMBPs (see e.g. Phinney & Kulkarni 1994) is as follows: a pair of main-sequence stars ($\sim 10 M_{\odot}$ and $\sim 1 M_{\odot}$ in mass respectively) are in a binary system. The (more massive) primary evolves to fill its Roche lobe and begins unstable mass transfer in a common envelope (CE) phase. The envelope is eventually expelled, the remaining core of the primary collapses in a supernova and a pulsar is formed. The pulsar shines for several Myr, after which the pulsar has spun-down to the extent that radio emission ceases. The secondary eventually evolves to fill its Roche lobe, transferring matter (with angular momentum) to the neutron star, “recycling” it by spinning it up to millisecond periods where emission is once again possible (despite the accompanying large reduction in magnetic field strength). It is believed that the low mass X-ray binaries are in fact systems in this phase. For systems with orbital periods greater than 1–2 d at the beginning of this phase the orbit is expected to expand to a final period $\gtrsim 50$ d due to the transfer of mass from a lighter secondary to a heavier primary. However, for closer initial orbits, angular momentum losses due to magnetic braking and gravitational radiation become important and the orbit will shrink during the mass transfer stage. Hence a “gap” in the orbital period distribution is expected from around this critical “bifurcation” period, $P_{\text{bif}} \simeq 2$ d (e.g. Pylyser & Savonije 1988) to ~ 50 d.

Figure 2 shows the distribution of orbital periods and companion masses for all known circular orbit pulsar binaries in the Galactic disk. There is arguably still an under-density of pulsars between $12 \text{ d} < P_{\text{orb}} < 56 \text{ d}$, even including the newly discovered PSR J1618–39 and the 22.7-d low-mass binary PSR J1709+23 (Cadwell 1997) which is not depicted in Figure 2

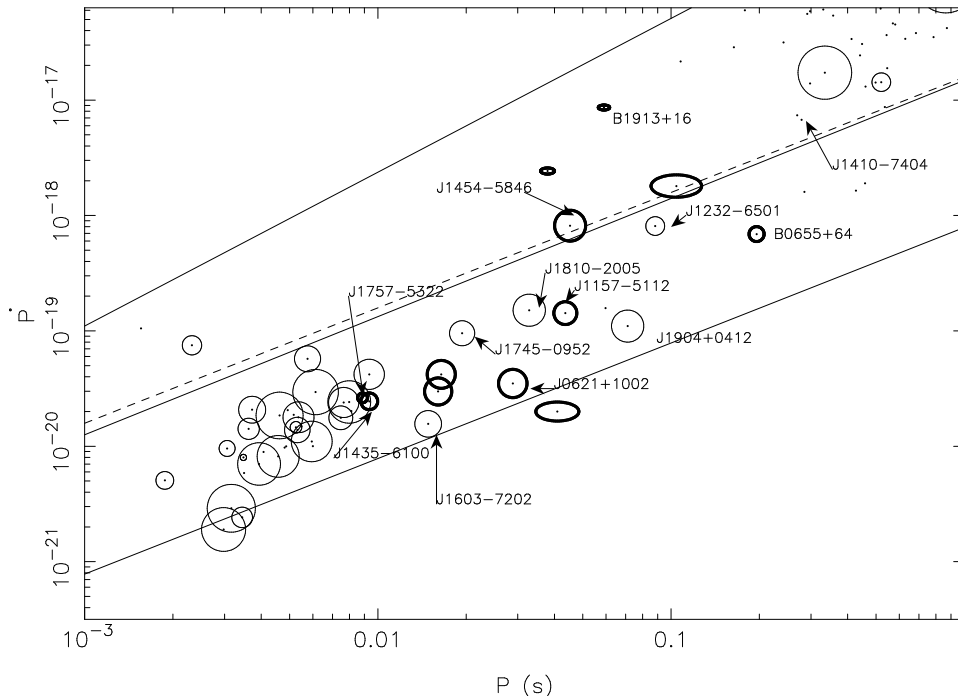


FIG. 3.— Distribution of known disk pulsars in the recycled region of the P - \dot{P} plane (excluding systems with planets or evaporating companions). Solid lines represent (from top to bottom) the expected positions of pulsars at $t = 0, 1$ and 20 Gyr after spin-up to equilibrium with an Alfvén-terminated accretion disk. The dashed line depicts a line of constant “characteristic age” (i.e. assuming infinite initial spin frequency) at $\tau_c = 1$ Gyr. After Arzoumanian, Cordes, & Wasserman (1999), points representing binary pulsars are enclosed by a circle with a radius proportional to $1 + \log P_{\text{orb}}$ (d). Lines are bold in the case of massive companions, and elliptical in the case of eccentric binaries.

due to the lack of a published mass function. We note that the discovery of just one system with $P_{\text{orb}} \simeq 45$ d would be sufficient to remove the suggestion of an under-density, especially if the massive systems around $P_{\text{orb}} = 10$ d are disregarded due to their probable different origin. Even if the under-density is real, the presence of significant numbers of systems between the bifurcation period and $P_{\text{orb}} = 12$ d requires explanation. Tauris (1996) argues that systems with initial orbital periods only slightly longer than P_{bif} may experience moderate angular momentum losses that are sufficient to reduce the degree of spiral-out. To preserve the observed underdensity in this case one must require that the significance of the magnetized stellar wind is a sharp function of orbital separation, with the transition from moderate to insignificant magnetic braking occurring at some orbital period greater than P_{bif} .

Two further models predict the presence of pulsars in the range $1 \text{ d} < P_{\text{orb}} < 12 \text{ d}$. The first begins with a binary system consisting of a pulsar and a star on the red (or asymptotic) giant branch, and produces a recycled pulsar in a close binary via a common envelope spiral-in phase. The remnant companion is either a helium dwarf or, in the case of Roche lobe overflow on the asymptotic giant branch, a CO dwarf with $m_c > 0.45 M_{\odot}$. Doubt has been cast over the plausibility of this model for many binary pulsars due to energy considerations (Taam, King, & Ritter 2000), however for several pulsars such as the newly discovered PSR J1157–5112 it is the only feasible scenario (see §5). An alternative model that may produce systems in the required orbital period range is that of “massive case A” or “early case B” mass transfer (Taam, King, & Ritter 2000; Tauris, van den Heuvel, & Savonije 2000). In this scenario a massive star on the late main sequence or early red giant branch loses much

of its envelope in a phase of highly super-Eddington mass transfer, and a common envelope phase is avoided due to the radiative envelope of the companion, which responds to mass loss by contracting. The end result is a CO white dwarf in excess of $0.35 M_{\odot}$ ⁴ in an orbit shorter than ~ 70 d. This is the model favored by Taam, King, & Ritter (2000), however it is clear from Figure 2 that most of the systems with $1 \text{ d} < P_{\text{orb}} < 12 \text{ d}$ must be lighter He dwarfs. We expect that to account for this high proportion of He dwarfs the standard LMBP model must be capable of producing some systems in this orbital period range, perhaps via the curtailment of spiral-out by moderate angular momentum losses (Tauris 1996).

5. INTERMEDIATE MASS BINARY PULSARS

With the discovery of PSRs J1157–5112, J1757–5322 (Edwards & Bailes 2001; this paper), J1435–6100 and J1454–5846 (Camilo et al. 2001), there are now eight recycled pulsars known to have heavy (CO or ONeMg) white dwarf companions (see Table 4). As mentioned in the previous section, there are two plausible scenarios for the formation of heavy white dwarfs in close orbits: massive late case A/early case B mass transfer (Tauris, van den Heuvel, & Savonije 2000; Taam, King, & Ritter 2000) or common envelope evolution on the first (Tauris 1996) or second (van den Heuvel 1994) ascent of the red giant branch. The first scenario is limited to systems with orbital periods greater than a few days (thus excluding J1757–5322, B0655+64, J1435–6100 and perhaps J1232–6501) and companions lighter than $\sim 0.9 M_{\odot}$ (thus excluding J1157–5112 and perhaps J1454–5846). The common envelope scenario is able to produce the systems excluded from the first scenario, albeit with some difficulty for J1157–5112. In the common envelope

⁴ In the work of Tauris, van den Heuvel, & Savonije (2000) the scenario occasionally produces a lighter He dwarf.

formalism of Webbink (1984), one requires $\eta\lambda > 2$ to reproduce the present orbital separation of the J1157–5112 system (where $\lambda \approx 0.5$ depends on the stellar density distribution and affects the estimate of its binding energy and η is the efficiency of use of orbital energy in envelope expulsion). In the absence of other plausible models, we must conclude for now that the system did evolve through a CE phase and that either additional energy sources are available ($\eta > 1$) or the binding energy of the stellar envelope is lower than is generally assumed. The latter option has some support from recent numerical studies (Dewi & Tauris 2000).

Figure 3 shows a region of the P – \dot{P} diagram for all presently known disk pulsars. With the recent discoveries made at Parkes the region between 10 and 100 ms is now well populated. We note that the positive correlation visible in the plot is simply a result of magnetic spin down over time scales necessarily shorter than the age of the Galaxy. It is clear that the standard assumption of relatively short initial spin period and magnetic dipole spindown with constant magnetic field strength is in error for the millisecond pulsars due to the anomalously large ages inferred, especially when kinematic contributions to the observed \dot{P} are taken into account (e.g. Camilo, Thorsett, & Kulkarni 1994). Indeed, even when the initial spin frequency is limited to that allowed in the standard spin-up scenario, little impact is made on the inferred ages. In Figure 3 we adopt a spin-up line defined by $\dot{P}_0 = 1.1 \times 10^{-15} \text{s}^{-4} P_0^{4/3}$ (Arzoumanian, Cordes, & Wasserman 1999) and show the predicted positions of pulsars immediately after spin-up, at 1 Gyr and at 20 Gyr. Also shown is a dashed line representing a “characteristic age” of 1 Gyr assuming $P_0 \ll P$, tracing virtually the same locus in the P – \dot{P} diagram.

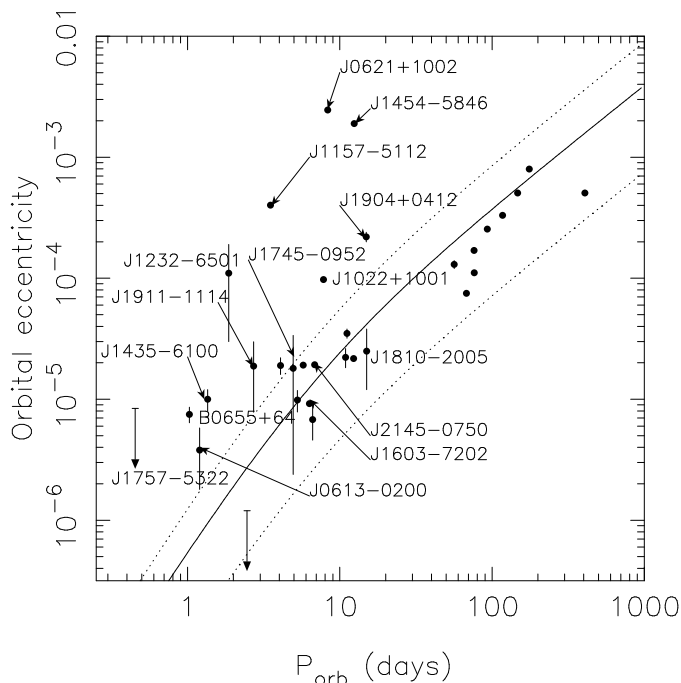


FIG. 4.— Orbital periods and eccentricities of circular pulsar binaries in the Galactic disk. The solid and upper and lower dashed curves represent the median and 95% upper and lower bounds respectively of an orbital period – eccentricity relation based on that of Phinney (1992), modified for applicability to all orbital periods (S. Phinney 2000 pers. comm.). Error bars in general represent twice the nominal uncertainty produced by TEMPO. It should be noted that the ordinate has a logarithmic scale and that larger error bounds would make some measurements consistent with zero.

In the work of Arzoumanian, Cordes, & Wasserman (1999), massive pulsar binaries were divided into two groups, the “B1913+16-like” systems and the “J0621+1002-like” systems. These were distinguished by a tendency in the 0621 group for wider orbits and more complete recycling (i.e. smaller periods and particularly period derivatives). In the context of this scheme the newly discovered systems J1435–6100 and (especially) J1757–5322 are anomalous by virtue of their strongly recycled nature and close orbits.

5.1. Systems with Intermediate Spin Periods

In the past it seemed that nearly all LMBPs had $P < 10$ ms whilst all IMBPs had longer spin periods. It has been argued mainly on this basis (Tauris & Savonije 1999; Arzoumanian, Cordes, & Wasserman 1999) that PSR J1603–7202 ($P = 15$ ms) also possesses a CO companion in a relatively face-on orbit, hence its low mass function. The newly discovered moderately recycled pulsars J1810–2005, J1904+0412 and especially J1745–0952 and J1232–6501 also have small mass functions despite their relatively long spin periods, suggesting perhaps a similar interpretation. However with the discovery of IMBPs J1435–6100 and J1757–5322, both with $P \sim 9$ ms, it is clear that there is some overlap between LMBPs and IMBPs in P – \dot{P} space and that assignments to either class based on these parameters are subject to significant uncertainty. In addition, it is quite unlikely *a priori* for this many systems to be as face on as is required to make them IMBPs: only around one in 20 pulsar binaries with $0.45 M_{\odot}$ companions would be expected to have mass functions as low as those of J1745–0952 or J1232–6501.

If the newly discovered recycled systems with $P > 10$ ms and small mass functions are ordinary LMBPs that have evolved from LMXBs, it is difficult to see why only one of the previously known LMBPs rotated so slowly. The relative insensitivity of the multibeam backend to pulsars with $P \lesssim 10$ ms at dispersion measures typical of recycled pulsars discovered in the deep Galactic plane survey ($\sim 200 \text{ cm}^{-3} \text{ kpc}$; Camilo et al. 2001) can account for some but probably not all of the high proportion of recent recycled discoveries with $P > 10$ ms. Indeed, it could be argued that the pulse periods of the four new low mass systems reported here are also anomalous, and for this sample dispersion smearing imposes no more of a selection effect than in the previous surveys that detected the known population. A Kolmogorov-Smirnov test finds their distribution different to that of previously known LMBPs with 91% significance, however with a sample size of four this conclusion should be taken with caution.

One possibility is that the long period systems evolved instead from massive late case A / early case B mass transfer (Tauris, van den Heuvel, & Savonije 2000) resulting in a low mass He companion. Camilo et al. (2001) favor this interpretation and suggest that such systems were preferentially detected in the Galactic plane and intermediate latitude surveys due to the low scale height of this population in the Galactic disk. Whilst no conclusions should be drawn without full population modelling, in the work of Tauris, van den Heuvel, & Savonije (2000) it seems that most systems produced by this channel ought to possess heavy CO companions. Since there are five known systems with $P > 10$ ms and small mass functions that one may suggest evolved through this channel, one would expect to have discovered many more than the four re-

maining known CO systems that are allowed by this scenario.

One may look to orbital eccentricities to resolve questions of evolutionary history, since in the absence of a final stage of stable mass transfer IMBPs are not expected to obey the LMBP orbital period – eccentricity relation of Phinney (1992) (Camilo et al. 1996). The situation has become more complicated (Figure 4) with updated measurements of previously known pulsars (Toscano et al. 1999) and newly discovered pulsars (this work; Camilo et al. 2001). Since PSR J2145–0750 has a minimum companion mass consistent with a CO companion in an orbit as circular as most LMBPs, we cannot take the similar eccentricities of PSRs J1603–7202, J1745–0952 and J1810–2005 as evidence against a massive companion. Likewise the probable high eccentricities (relative to the relation) of J0613–0200 and J1911–1114, pulsars which we have no reason to doubt are LMBPs, mean that we must be conservative in our interpretation of candidate IMBPs on the basis of large eccentricities, particularly at short orbital periods — a connection one might be tempted to make in the case of J1904+0412 and especially J1232–6501 due to their positions in Figures 3 and 4.

Optical identifications of large numbers of recycled pulsar companions would provide useful information about the statistical correlation between observable pulsar parameters and companion mass by means of temperature measurements in the context of white dwarf cooling models. The newly discovered systems add significantly to the sample potentially detectable with 8-m class telescopes.

6. PSR J1410–7404: DISRUPTED BINARY?

As shown in Figure 1, the mean pulse profile of the newly discovered isolated pulsar J1410–7404 is extraordinarily narrow. Given its period of 279 ms, the pulse width – period relation of Rankin (1990) predicts a minimum width of 4.6° (FWHM), double the measured value of 2.3° . Rankin’s model fits normal pulsars well and the only exceptions to it (more than a factor of few percent smaller than the predicted minimum) in the 688 published pulse widths recorded in our local pulsar catalogue are the recycled pulsars for which there appears to be no correlation between period and duty cycle (see also

Kramer et al. 1998). The period derivative of J1410–7404 is 6.8×10^{-18} , again a very small value relative to other pulsars with slow spin periods. This leads us to suggest that the pulsar may in fact be recycled. From the period and period derivative we infer a magnetic field strength of 4.4×10^{10} G, lower than all but five apparently un-recycled pulsars and comparable to the double neutron star systems B1913+16 (at 2.3×10^{10} G) and B1534+12 (at 1.0×10^{10} G). A wider orbit and/or unfavorably oriented kick could easily result in the disruption of the orbit of a system similar to the progenitors of B1913+16 or B1534+12 at the time of the companion’s supernova (Bailes 1989), leading to an isolated mildly recycled pulsar similar to J1410–7404. Unlike the double neutron star systems that coalesce due to gravitational radiation while still possessing pulsars with relatively fast spin periods, such systems would continue to be observable as “slow” pulsars with weak magnetic fields throughout their spin-down to the pair production death line.

Of the five slow pulsars now known with weaker inferred magnetic fields, PSRs J1320–3512 (D’Amico et al. 1998), B1952+29 and B1848+04 (Gould & Lyne 1998) do not possess narrow profiles. Should either of the remaining two slow pulsars (J1355–6206 and J1650–4341, reported at the web site of the Galactic plane survey collaboration⁵) with weak magnetic fields possess narrow average profiles we suggest a similar possible interpretation to J1410–7404. It is possible that other weakly magnetized pulsars with long spin periods are also recycled but possess broader pulse profiles, due to the dependence of pulse width on α , the angle between the pulsar spin and magnetic axes. This dependence could be removed through polarimetric measurements of α , as in Kramer et al. (1998).

We would like to thank T.M. Tauris for useful discussions and the Parkes Multibeam pulsar survey team for making the parameters of new pulsars available on the internet prior to formal publication. We are grateful for the assistance given by W. van Straten and M. Britton in making observations, and to the Parkes Multibeam team for exchanging telescope time to provide more frequent timing observations. The authors appreciate the insightful and helpful comments of the referee, F. Camilo.

REFERENCES

- Arzoumanian, Z., Cordes, J. M., & Wasserman, I. 1999, *ApJ*, 520, 696
 Bailes, M. 1989, *ApJ*, 342, 917
 Bailes, M. et al. 1994, *ApJ*, 425, L41
 Bhattacharya, D. & van den Heuvel, E. P. J. 1991, *Phys. Rep.*, 203, 1
 Blandford, R. & Teukolsky, S. A. 1976, *ApJ*, 205, 580
 Cadwell, B. 1997, in *American Astronomical Society Meeting 191 #113.07*
 Camilo, F. 1995, in *The Lives of the Neutron Stars (NATO ASI Series)*, ed. A. Alpar, Ü. Kiziloğlu, & J. van Paradis, (Dordrecht: Kluwer), 243
 Camilo, F. et al. 2000, in *Pulsar Astronomy – 2000 and Beyond*, IAU Colloquium 177, ed M. Kramer, N. Wex and R. Wielebinski, (San Francisco: Astronomical Society of the Pacific), 3
 Camilo, F. et al. 2001, *ApJ*, in press (astro-ph/0012154)
 Camilo, F., Nice, D. J., Shrauner, J. A., & Taylor, J. H. 1996, *ApJ*, 469, 819
 Camilo, F., Thorsett, S. E., & Kulkarni, S. R. 1994, *ApJ*, 421, L15
 Clifton, T. R. & Lyne, A. G. 1986, *Nature*, 320, 43
 Comella, J. M., Craft, H. D., Lovelace, R. V. E., Sutton, J. M., & Tyler, G. L. 1969, *Nature*, 221, 453
 Damashak, M., Taylor, J. H., & Hulse, R. A. 1978, *ApJ*, 225, L31
 D’Amico, N., Stappers, B. W., Bailes, M., Martin, C. E., Bell, J. F., Lyne, A. G., & Manchester, R. N. 1998, *MNRAS*, 297, 28
 Dewi, J. D. M. & Tauris, T. M. 2000, *A&A*, 360, 1043
 Edwards, R. T. & Bailes, M. 2001, *ApJ*, 547, L37
 Gould, D. M. & Lyne, A. G. 1998, *MNRAS*, 301, 235
 Johnston, S., Lyne, A. G., Manchester, R. N., Kniffen, D. A., D’Amico, N., Lim, J., & Ashworth, M. 1992, *MNRAS*, 255, 401
 Kaspi, V. M., Taylor, J. H., & Ryba, M. 1994, *ApJ*, 428, 713
 Kramer, M., Xilouris, K. M., Lorimer, D. R., Doroshenko, O., Jessner, A., Wielebinski, R., Wolszczan, A., & Camilo, F. 1998, *ApJ*, 501, 270
 Lange, Ch., Camilo, F., Wex, N., Kramer, M., Backer, D.C., Lyne, A.G. and Doroshenko, O. 2001, *MNRAS*, submitted
 Lorimer, D. R., Lyne, A. G., Bailes, M., Manchester, R. N., D’Amico, N., Stappers, B. W., Johnston, S., & Camilo, F. 1996, *MNRAS*, 283, 1383
 Lyne, A. G. et al. 2000, *MNRAS*, 312, 698
 Manchester, R. N. et al. 2000, in *Pulsar Astronomy – 2000 and Beyond*, IAU Colloquium 177, ed M. Kramer, N. Wex and R. Wielebinski, (San Francisco: Astronomical Society of the Pacific), 49
 Phinney, E. S. 1992, *Phil. Trans. Roy. Soc. A*, 341, 39
 Phinney, E. S. & Kulkarni, S. R. 1994, *Ann. Rev. Astr. Ap.*, 32, 591
 Pylyser, E. & Savonije, G. J. 1988, *A&A*, 191, 57
 Rankin, J. M. 1990, *ApJ*, 352, 247
 Standish, E. M. 1982, *A&A*, 114, 297
 Staveley-Smith, L. et al. 1996, *Proc. Astr. Soc. Aust.*, 13, 243
 Stokes, G. H., Taylor, J. H., Weisberg, J. M., & Dewey, R. J. 1985, *Nature*, 317, 787
 Taam, R. E., King, A. R., & Ritter, H. 2000, *ApJ*, 541, 329
 Tauris, T. M. 1996, *A&A*, 315, 453
 Tauris, T. M. & Savonije, G. J. 1999, *A&A*, 350, 928
 Tauris, T. M., van den Heuvel, E. P. J., & Savonije, G. J. 2000, *ApJ*, 530, L93
 Taylor, J. H. & Cordes, J. M. 1993, *ApJ*, 411, 674
 Thorsett, S. E. & Chakrabarty, D. 1999, *ApJ*, 512, 288
 Toscano, M., Bailes, M., Manchester, R., & Sandhu, J. 1998, *ApJ*, 506, 863

⁵ <http://www.atnf.csiro.au/~pulsar/psr/pmsurv/pmwww/>

Toscano, M., Sandhu, J. S., Bailes, M., Manchester, R. N., Britton, M. C.,
Kulkarni, S. R., Anderson, S. B., & Stappers, B. W. 1999, MNRAS, 307,
925

van den Heuvel, E. P. J. 1994, A&A, 291, L39
Webbink, R. F. 1984, ApJ, 277, 355

TABLE 1
ASTROMETRIC, SPIN, BINARY AND DERIVED PARAMETERS

	J1157–5112	J1410–7404	J1618–39
Right ascension, α (J2000.0)	11 ^h 57 ^m 08 ^s .166(1)	14 ^h 10 ^m 07 ^s .370(5)	16 ^h 18 ^m 30(50) ^s
Declination, δ (J2000.0)	–51°12′56″.14(3)	–74°04′53″.32(2)	–39°19′(10)″
Pulse period, P (ms)	43.58922706284(12)	278.7294436271(15)	11.987313(5)
P epoch (MJD)	51400.0	51460.0	...
Period derivative, \dot{P} (10^{-20})	14.3(10)	674(9)	...
Dispersion Measure (pc cm ⁻³)	39.67(4)	54.24(6)	117.5(4)
Orbital Period, P_{orb} (d)	3.50738640(3)	...	22.8(2)
Projected semi-major axis, $a \sin i$ (lt-s) ..	14.28634(3)	...	10.24(17)
Epoch of Ascending Node, T_{asc} (MJD) .	51216.4442640(13)	...	51577.37(8)
$e \cos \omega$	–0.000323(4)
$e \sin \omega$	0.000240(4)
Span of timing data (MJD)	51197–51888	51309–51889	...
Weighted RMS timing residual (μs)	73	60	...
Pulse width at FWHM, w_{50} (°)	18	2.3	43
Pulse width at 10% peak, w_{10} (°)	33	4.5	...
Derived Parameters			
Longitude of periastron, ω (°)	306.6(6)
Orbital eccentricity, e	0.000402(4)
Minimum Companion mass, m_c (M_{\odot}) ..	1.18	...	0.18
Characteristic age, τ_c (Gyr)	4.8	0.65	...
Surface magnetic field, B_{surf} (10^8 Gauss)	25	440	...
Galactic longitude, l (°)	294.3	308.3	340.8
Galactic latitude, b (°)	10.75	–12.04	7.88
Distance, d (kpc)	1.9	2.1	4.8
Distance from Galactic plane, $ z $ (kpc) .	0.35	0.45	0.65

TABLE 2
ASTROMETRIC, SPIN, BINARY AND DERIVED PARAMETERS

	J1629–6902	J1721–2457	J1745–0952
Right ascension, α (J2000.0)	16 ^h 29 ^m 08 ^s .7706(4)	17 ^h 21 ^m 05 ^s .496(2)	17 ^h 45 ^m 09 ^s .1400(9)
Declination, δ (J2000.0)	−69°02′45″.294(3)	−24°57′06″.1(4)	−09°52′39″.67(5)
Pulse period, P (ms)	6.0006034432179(19)	3.496633727625(7)	19.37630312709(3)
P epoch (MJD)	51600.0	51600.0	51500.0
Period derivative, \dot{P} (10^{-20})	1.00(3)	0.59(10)	9.5(4)
Dispersion Measure (pc cm ^{−3})	29.490(3)	47.758(19)	64.474(14)
Orbital Period, P_{orb} (d)	4.9434534(2)
Projected semi-major axis, $a \sin i$ (lt-s)	2.378615(17)
Epoch of Ascending Node, T_{asc} (MJD)	51270.674499(8)
$e \cos \omega$	$10.0(148) \times 10^{-6}$
$e \sin \omega$	$1.5(16) \times 10^{-5}$
Span of timing data (MJD)	51395–51889	51395–51889	51254–51889
Weighted RMS timing residual (μs)	7.3	56	72
Pulse width at FWHM, w_{50} (°)	24	95	33
Pulse width at 10% peak, w_{10} (°)	60	...	186
Derived Parameters			
Longitude of periastron, ω (°)	34(49)
Orbital eccentricity, e	$1.8(16) \times 10^{-5}$
Minimum Companion mass, m_c (M_{\odot})	0.11
Characteristic age, τ_c (Gyr)	9.5	9.4	3.2
Surface magnetic field, B_{surf} (10^8 Gauss)	2.5	1.5	13.8
Galactic longitude, l (°)	320.4	0.4	16.4
Galactic latitude, b (°)	−13.93	6.75	9.90
Distance, d (kpc)	1.4	1.6	2.4
Distance from Galactic plane, $ z $ (kpc)	0.33	0.18	0.41

TABLE 3
ASTROMETRIC, SPIN, BINARY AND DERIVED PARAMETERS

	J1732–5049	J1757–5322	J1918–0642
Right ascension, α (J2000.0)	17 ^h 32 ^m 47 ^s .7671(4)	17 ^h 57 ^m 15 ^s .1615(3)	19 ^h 18 ^m 48 ^s .0363(8)
Declination, δ (J2000.0)	–50°49′00″.11(1)	–53°22′26″.387(5)	–06°42′34″.80(5)
Pulse period, P (ms)	5.312550204595(6)	8.869961227277(4)	7.645872761379(18)
P epoch (MJD)	51575.0	51570.0	51600.0
Period derivative, \dot{P} (10^{-20})	1.38(9)	2.63(4)	2.4(3)
Dispersion Measure (pc cm ⁻³)	56.839(9)	30.817(7)	26.595(17)
Orbital Period, P_{orb} (d)	5.26299721(6)	0.4533112381(5)	10.9131774(5)
Projected semi-major axis, $a \sin i$ (lt-s) ..	3.982868(5)	2.086527(5)	8.350489(16)
Epoch of Ascending Node, T_{asc} (MJD) ..	51396.3659935(12)	51394.1080693(3)	51569.117366(4)
$e \cos \omega$	$2.9(19) \times 10^{-6}$	$-1.3(42) \times 10^{-6}$	$-1.3(4) \times 10^{-5}$
$e \sin \omega$	$-9.4(20) \times 10^{-6}$	$3.8(44) \times 10^{-6}$	$-1.8(4) \times 10^{-5}$
Span of timing data (MJD)	51306–51889	51306–51889	51395–51889
Weighted RMS timing residual (μs)	17	21	40
Pulse width at FWHM, w_{50} (°)	58	17	35
Pulse width at 10% peak, w_{10} (°)	136	81	...
Derived Parameters			
Longitude of periastron, ω (°)	163(12)	341(61)	216(11)
Orbital eccentricity, e	$9.8(20) \times 10^{-6}$	$4.0(44) \times 10^{-6}$	$2.2(4) \times 10^{-5}$
Minimum Companion mass, m_c (M_{\odot}) ..	0.18	0.56	0.24
Characteristic age, τ_c (Gyr)	6.1	5.3	5.0
Surface magnetic field, B_{surf} (10^8 Gauss)	2.8	4.9	4.3
Galactic longitude, l (°)	340.0	339.6	30.0
Galactic latitude, b (°)	–9.45	–13.98	–9.12
Distance, d (kpc)	1.8	1.4	1.4
Distance from Galactic plane, $ z $ (kpc) ..	0.30	0.33	0.22

TABLE 4
POSSIBLE INTERMEDIATE MASS BINARY PULSARS

Name	P (ms)	\dot{P}	P_{orb} (d)	m_c^1 (M_{\odot})	Ref
J0621+1002	28.85	3.5×10^{-20}	8.32	0.53	4
B0655+64	195.7	6.9×10^{-19}	1.03	0.78	1
J1022+1001	16.45	4.2×10^{-20}	7.81	0.85	4
J1157–5112	43.59	1.5×10^{-19}	3.51	1.47	6
J1232–6501	88.28	7.9×10^{-19}	1.86	0.17	5
J1435–6100	9.348	2.3×10^{-20}	1.35	1.08	5
J1454–5846	45.25	8.0×10^{-19}	12.42	1.05	5
J1603–7202	14.84	1.6×10^{-20}	6.31	0.34	3
J1745–0952	19.38	9.2×10^{-20}	4.94	0.126	7
J1757–5322	8.87	2.8×10^{-20}	0.45	0.67	6
J1810–2005	32.82	1.3×10^{-19}	15.01	0.33	5
J1904+0412	71.09	1.0×10^{-19}	14.93	0.26	5
J2145–0750	16.05	3.0×10^{-20}	6.84	0.50	2

¹ Assuming an orbit inclined at 60° and a 1.35 M_{\odot} pulsar

References. — (1) Damashek, Taylor, & Hulse 1978; (2) Bailes et al. 1994; (3) Lorimer et al. 1996 (4) Camilo et al. 1996; (5) Camilo et al. 2001; (6) Edwards & Bailes 2001; (7) this work