

# Radial Oscillations of Neutron Stars in Strong Magnetic Fields

V.K.Gupta <sup>\*</sup>, Vinita Tuli, S.Singh<sup>†</sup>, J.D.Anand<sup>‡</sup> and Ashok Goyal<sup>§</sup>

*Department of Physics and Astrophysics,  
University of Delhi, Delhi-110 007 , India.*

*InterUniversity Centre for Astronomy and Astrophysics,  
Ganeshkhind, Pune 411007 , India.*

## Abstract

The eigen frequencies of radial pulsations of neutron stars are calculated in a strong magnetic field. At low densities we use the magnetic BPS equation of state(EOS) similar to that obtained by Lai and Shapiro while at high densities the EOS obtained from the relativistic nuclear mean field theory is taken and extended to include strong magnetic field. It is found that magnetised neutron stars support higher maximum mass where as the effect of magnetic field on radial stability for observed neutron star masses is minimal.

---

\*E-mail : vkg@ducos.ernet.in

†E-mail : santokh@ducos.ernet.in

‡E-mail : jda@ducos.ernet.in

§E-mail : agoyal@ducos.ernet.in

# 1 introduction

It is well known that intense magnetic fields ( $B \sim 10^{12-13} \text{G}$ ) exist on the surface of many neutron stars. Objects with even higher magnetic fields have been surmised and detected recently. Recent observational studies and several independent arguments link the class of soft  $\gamma$ -ray repeaters and perhaps certain anomalous X-ray pulsars with neutron stars having ultra strong magnetic fields, the so called magnetars. Kuveliotou et al (1998) found a soft  $\gamma$ -ray repeater SGR 1806-20 with a period of 7.47 seconds and a spin down rate of  $2.6 \times 10^{-3} \text{yr}^{-1}$  from which they estimated the pulsar age to be about 1500 years and field strength of  $\sim 8 \times 10^{14} \text{G}$ . Since the magnetic field in the core, according to some models, could be  $10^3 - 10^5$  times higher than its value on the surface, it is possible that ultra strong magnetic fields of order  $10^{18} - 10^{19} \text{G}$  or even  $10^{20} \text{G}$  exist in the core of certain neutron stars. The virial theorem, it is usually argued, gives an upper bound of about  $10^{18} \text{G}$  for the field inside a neutron star (Lai and Shapiro 1991). However it has also been claimed that this cannot be taken as the last word on the subject, since at the super high density inside the star core, general relativistic corrections to the virial theorem could increase the upper limit on the maximum allowed magnetic fields substantially (Hong 1998). Ac-

According to Kuveliotou, a statistical analysis of the population of soft  $\gamma$ -ray repeaters indicates instead of being just isolated examples, as many as 10% of neutron stars could be magnetars. It is therefore of interest to study the equation of state of nuclear matter and various properties of neutron stars under such magnetic fields. In this paper we study the radial oscillations of neutron stars in the presence of super strong magnetic fields. Studies of radial oscillations is of interest since Cameron suggested (1965) more than three decades ago that vibrations of neutron stars could excite motions that can have interesting astrophysical applications. X-ray and  $\gamma$ -ray burst phenomenon are clearly explosive in nature. These explosive events probably perturb the associated neutron star and the resulting dynamical behaviour may eventually be deduced from such observations. Observations of quasi-periodic pulses of pulsars have also been associated with oscillations of underlying neutron stars (Chandrasekhar 1964 a, b, Cutler et al 1990).

The EOS is central to the calculation of most neutron star properties as it determines the mass range, the red shift as well as mass-radius relationship for these stars. Since neutron stars span a very wide range of densities, no one EOS is adequate to describe the properties of neutron stars. In the low density regions from the neutron drip density ( $\sim 4 \times 10^{11}$ ) and

upto  $\rho_n \simeq 3.0 \times 10^{14}$  gm/cc the density at which the nuclei just begin to dissolve and merge together, the nuclear matter EOS is adequately described by the BPS model (Bayam, Pethick and Sutherland, 1971) which is based on the semi-empirical nuclear mass formula. We adopt this BPS EOS and its magnetised version as given by Lai and Shapiro(1991) in this density range. In the high density range above the neutron drip density  $\rho_n$ , the physical properties of matter are still uncertain. Many models for the description of nuclear matter at such high densities have been proposed over the years. One of the most studied models is the relativistic nuclear mean field theory, in which the strong interactions among various particles involved are mediated by a scalar field  $\sigma$ , an isoscalar-vector field  $\omega$  and an isovector-vector field  $\rho$ . Along with scalar self-interaction terms it can reproduce the values of experimentally known quantities relevant to nuclear matter, viz. the binding energy per nucleon, the nuclear density at saturation, the asymmetry energy, the effective mass and the bulk modulus and provides a good description of nuclear matter for densities upto a few times the saturation density  $\rho_c$ . In our study, we have used this nuclear mean field theory and its modification in the presence of a magnetic field.

In section 2 a brief discussion of the EOS is given at zero temperature. In section 3 we present the formalism for pulsations of

the neutron star models computed here as a result of integration of the relativistic equations. Section 4 deals with results and discussions.

## 2 The Equation of State (EOS) for Nuclear Matter

We shall describe nuclear matter at high densities by the relativistic nuclear mean field model, including the  $\rho$ -contribution, as extended to include strong interactions. For densities less than the neutron drip density we adopt the BPS model in the presence of magnetic field as developed by Lai and Shapiro.

### 2.1 The Nuclear Mean Field EOS at High Densities

We consider the charge neutral nuclear matter consisting of neutrons, protons and electrons in  $\beta$ -equilibrium in the presence of a magnetic field and at zero temperature ( $T = 0$ ). The expression for the various quantities like, number density, the scalar number density and energy-pressure etc in the [ $B = 0$ ] case are well known. In the presence of magnetic field these expressions for charged particles are modified in a straight forward way, viz

$$\sum_{spin} \int d^3p = eB \sum_{\nu=0}^{\nu_{max}} (2 - \delta_{\nu 0}) \int dp_z \quad (1)$$

in the integrals appearing in the expressions for the various quantities listed above. The total pressure  $P$  and the mass energy density ( $\rho$ ) of the system are given by

$$P = \sum_{i=p,n,e} P_i + \frac{1}{2} \left( \frac{g_\omega}{m_\omega} \right)^2 \langle \omega_0 \rangle^2 - \frac{1}{2} \left( \frac{g_\sigma}{m_\sigma} \right)^{-2} (g_\sigma \sigma)^2 - \frac{1}{3} b m_n (g_\sigma \sigma)^3 - \frac{1}{4} c (g_\sigma \sigma)^4 + \frac{1}{2} \left( \frac{g_\rho}{m_\rho} \right)^2 \langle \rho_0 \rangle^2 \quad (2)$$

$$\rho = \sum_{i=p,n,e} \rho_i + \frac{1}{2} \left( \frac{g_\omega}{m_\omega} \right)^2 \langle \omega_0 \rangle^2 + \frac{1}{2} \left( \frac{g_\sigma}{m_\sigma} \right)^{-2} (g_\sigma \sigma)^2 + \frac{1}{3} b m_n (g_\sigma \sigma)^3 + \frac{1}{4} c (g_\sigma \sigma)^4 + \frac{1}{2} \left( \frac{g_\rho}{m_\rho} \right)^2 \langle \rho_0 \rangle^2 \quad (3)$$

In the above

$$P_n = \frac{1}{8\pi^2} \left[ \frac{1}{3} \mu_n^* p_{fn}^* (2p_{fn}^{*2} - 3m_n^{*2}) + m_n^{*4} \ln \left( \frac{\mu_n^* + p_{fn}^*}{m_n^*} \right) \right] \quad (4)$$

$$P_p = \frac{eB}{4\pi^2} \sum_{\nu=0}^{\nu_{max}} (2 - \delta_{\nu 0}) [\mu_p^* p_{fp}^* - m_p^{*2} \ln \left( \frac{\mu_p^* + p_{fp}^*}{m_p^*} \right)] \quad (5)$$

$$P_e = \frac{eB}{4\pi^2} \sum_{\nu=0}^{\nu_{max}} (2 - \delta_{\nu 0}) [\mu_e p_{fe} - m_e^2 \ln \left( \frac{\mu_e + p_{fe}}{m_e} \right)] \quad (6)$$

$$\rho_n = \frac{1}{8\pi^2} [\mu_n^* p_{fn}^* (2\mu_n^{*2} - m_n^{*2}) - m_n^{*4} \ln \left( \frac{\mu_n^* + p_{fn}^*}{m_n^*} \right)] \quad (7)$$

$$\rho_p = \frac{eB}{4\pi^2} \sum_{\nu=0}^{\nu_{max}} (2 - \delta_{\nu 0}) (\mu_p^* p_{fp}^* + m_{p,\nu}^{*2} \ln \left( \frac{\mu_p^* + p_{fp}^*}{m_p^*} \right)) \quad (8)$$

$$\rho_e = \frac{eB}{4\pi^2} \sum_{\nu=0}^{\nu_{max}} (2 - \delta_{\nu 0}) (\mu_e p_{fe} + m_e^2 \ln \left( \frac{\mu_e + p_{fe}}{m_e} \right)) \quad (9)$$

$$m_{p,\nu}^{*2} = m_p^{*2} + 2\nu eB \quad (10)$$

$$m_{e,\nu}^2 = m_i^2 + 2\nu eB \quad (11)$$

$$p_{fp}^{*2} = \mu_p^{*2} - m_{p\nu}^{*2} \quad (12)$$

$$p_{fn}^{*2} = \mu_n^{*2} - m_n^{*2} \quad (13)$$

$$p_{fe}^2 = \mu_e^2 - m_e^2 - 2\nu eB \quad (14)$$

$$m_p^* - m_p = m_n^* - m_n = -\left(\frac{g_\sigma}{m_\sigma}\right)^2 n_s \quad (15)$$

$$n_s = n_p^s + n_n^s \quad (16)$$

$$n_n^s = \frac{m_n^*}{2\pi^2} (\mu_n^* p_{fn} - m_n^{*2} \ln(\frac{\mu_n^* + p_{fn}^*}{m_n^*})) \quad (17)$$

$$n_p^s = \frac{eB m_p^*}{2\pi^2} \sum_{\nu=0}^{\nu_{max}} (2 - \delta_{\nu,0}) \ln(\frac{\mu_p^* + p_{fp}^*}{m_{p,\nu}^*}) \quad (18)$$

$$n_B = n_p + n_n \quad (19)$$

$$n_n = \frac{p_{fn}^{*3}}{3\pi^2} \quad (20)$$

$$n_p = \frac{eB}{2\pi^2} \sum_{\nu=0}^{\nu_{max}} (2 - \delta_{\nu,0}) p_{fp}^* \quad (21)$$

$$n_e = \frac{eB}{2\pi^2} \sum_{\nu=0}^{\nu_{max}} (2 - \delta_{\nu,0}) p_{fe} \quad (22)$$

$$n_p = n_e \quad (23)$$

$$\langle \rho_0 \rangle = \frac{1}{2} (n_P - n_n) \quad (24)$$

$$\langle \omega_0 \rangle = n_B \quad (25)$$

$$\mu_i^* = \mu_i - \left(\frac{g_\omega}{m_\omega}\right)^2 \langle \omega_0 \rangle - I_{3i} \left(\frac{g_\rho}{m_\rho}\right)^2 \langle \rho_0 \rangle \quad (26)$$

for  $i=n,p$

$$\mu_n = \mu_p + \mu_e \quad (27)$$

For a given value of  $\mu_e$  and  $B$  we can find self consistently the values of  $m_p^*$ ,  $\mu_p^*$ ,  $\mu_n^*$  and so the pressure and mass energy can be computed. This helps us to compute the equation of state in the mean field approximation as a function of  $\mu_e$  or  $n_B$ .

## 2.2 The Magnetic BPS model

The total pressure of the hadron matter below the neutron drip is given by

$$P = P_e(n_e) + P_L = P_e(n_e) + \frac{1}{3}\varepsilon_L(Z, n_e) \quad (28)$$

where  $\varepsilon_L$  is the bcc coulomb lattice energy and  $P_e$  the pressure of the electrons in the presence of the magnetic field is given by

$$P_e = \frac{eB}{4\pi^2} \sum_{\nu=0}^{\nu_{max}} (2 - \delta_{\nu 0}) [\mu_e \sqrt{\mu_e^2 - m_e^2 - 2\nu eB} - (m_e^2 + 2\nu eB) \ln\left(\frac{\mu_e + \sqrt{\mu_e^2 - m_e^2 - 2\nu eB}}{\sqrt{m_e^2 + 2\nu eB}}\right)] \quad (29)$$

$$P_L = -1.444Z^{\frac{2}{3}}e^2e^2n_e^{\frac{4}{3}} \quad (30)$$

$$n_e = \frac{eB}{4\pi^2} \sum_{\nu=0}^{\nu_{max}} (2 - \delta_{\nu 0}) [\mu_e^2 - m_e^2 - 2\nu eB]^{\frac{1}{2}} \quad (31)$$



Consider matter condensing into a perfect crystal lattice with a single nuclear species(A,Z) at the lattice sites. The energy density is

$$\varepsilon = \frac{n_e}{Z}W_N(A, Z) + \varepsilon'_e(n_e) + \varepsilon_L(Z, n_e) \quad (32)$$

where  $W_N$  is the mass-energy of the nucleus(including the rest mass of nucleons and Z electrons)  $\varepsilon'_e$  is the free electron energy including the rest mass of electrons. Following Lai and Shapiro we use for  $W_N$ , the experimental values for laboratory nuclei as tabulated by Wapastra and Bos(1976,1977). The elements taken in this paper are given below in the table along with their mass energy  $W_N(A, Z)$ . At a given pressure P, the equilibrium values of A and Z are determined by minimising the Gibbs free energy per nucleon,

$$g = \frac{\varepsilon + P}{n} = \frac{W_N(A, Z)}{A} + \frac{Z}{A}(\mu_e - m_e c^2) + \frac{4\varepsilon_L}{3An_e} \quad (33)$$

The neutron drip point is determined by the condition

$$g_{min} = m_n c^2 \quad (34)$$

Knowing A and Z the energy can be determined from Eq.(32)

### 3 Radial Pulsations of a Non-Rotating Neutron Star

The equations governing infinitesimal radial pulsations of a non-rotating star in general relativity were given by Chandrasekhar(1964).

The structure of the star in hydrostatic equilibrium is described by the Tolman-Openheimer- Volkoff equations

$$\frac{dp}{dr} = \frac{-G(p + \rho c^2)(m + \frac{4\pi r^3 p}{c^2})}{c^2 r^2 (1 - \frac{2Gm}{c^2 r})} \quad (35)$$

$$\frac{dm}{dr} = 4\pi r^2 \rho \quad (36)$$

$$\frac{d\nu}{dr} = \frac{2Gm(1 + \frac{4\pi r^3 p}{mc^2})}{c^2 r (1 - \frac{2Gm}{c^2 r})} \quad (37)$$

Given an equation of state  $p(\rho)$ , equations (35)-(37) can be integrated numerically for a given central density to obtain the radius  $R$  and gravitational mass  $M = M(R)$  of the star. The metric used is given by

$$ds^2 = -e^{2\nu} c^2 dt^2 + e^{2\lambda} dr^2 + r^2(d\theta^2 + \sin^2\theta d\phi^2) \quad (38)$$

If  $\Delta r$  is the radial displacement

$$\xi = \frac{\Delta r}{r} \quad (39)$$

$$\zeta = r^2 e^{-\nu} \xi \quad (40)$$

and the time dependence of the harmonic oscillations is written as  $\exp(i\sigma t)$ , one gets the equation governing radial adiabatic oscillations (Chandrasekhar 1964, Datta et al 1998, Anand et al 2000)

$$F \frac{d^2 \zeta}{dr^2} + G \frac{d\zeta}{dr} + H\zeta = \sigma^2 \zeta \quad (41)$$

where

$$F = -\frac{e^{2\nu-2\lambda}(\Gamma p)}{p + \rho c^2} \quad (42)$$

$$G = -\frac{e^{2\nu-2\lambda}}{p + \rho c^2} [(\Gamma p)(\lambda + 3\nu) + \frac{d}{dr}(\Gamma p) - \frac{2}{r}(\Gamma p)] \quad (43)$$

$$H = \frac{e^{2\nu-2\lambda}}{p + \rho c^2} \left[ \frac{4}{r} \frac{dp}{dr} + \frac{8\pi G}{c^4} e^{2\lambda} p(p + \rho c^2) - \frac{1}{p + \rho c^2} \left( \frac{dp}{dr} \right)^2 \right] \quad (44)$$

$$\lambda = -\ln \left[ 1 - \frac{2Gm}{rc^2} \right]^{\frac{1}{2}} \quad (45)$$

In the above equations  $\Gamma$  is the adiabatic index given by

$$\Gamma = \frac{p + \rho c^2}{c^2 p} \frac{dp}{d\rho} \quad (46)$$

The boundary conditions to solve equation (41) are

$$\begin{aligned} \zeta(r=0) &= 0 \\ \delta p(r=R) &= 0 \end{aligned} \quad (47)$$

The expression for  $\delta p$  as given by Chandrasekhar (1964) is

$$\delta p(r) = -\frac{dp}{dr} \frac{e^\nu \zeta}{r^2} - \frac{\Gamma p e^\nu}{r^2} \frac{d\zeta}{dr} \quad (48)$$

All these equations are totally model independent and are in fact the same whether we are considering neutron stars, quark

stars or any other dense stellar object. The nature of the object being considered and the particular model affects the structure of the star and the frequency of radial pulsations only through the EOS. Notice that in Chandrasekhar (1964) and Datta et al (1998) the pulsation equations were written in terms of  $\xi$  instead of  $\zeta$ . Equation (42) along with the boundary conditions represent a Sturm-Liouville eigenvalue problem for  $\sigma^2$ . From the theory of such equations we have the well known results: (i) Eigenvalues  $\sigma^2$  are all real, and (ii) They form an infinite discrete sequence

$$\sigma_0^2 < \sigma_1^2 < \sigma_2^2 \dots$$

An important consequence of (ii) is that if the fundamental radial mode of a star is stable ( $\sigma_0^2 > 0$ ), then all the radial modes are stable.

## 4 Results and Discussions

To study the structure and radial oscillations of neutron stars in the presence of a strong magnetic field we have employed the BPS model with its generalization in a magnetic field given by Lai and Shapiro(1991) below the neutron drip and the RMF theory above it. We have used the values of various couplings fixed by Ellis et al(1991) which provide the known values of

various nuclear matter parameters :

$$\begin{aligned}
\left(\frac{g_\sigma}{m_\sigma}\right) &= 0.01525 \text{Mev}^{-1} \\
\left(\frac{g_\omega}{m_\omega}\right) &= 0.011 \text{Mev}^{-1} \\
\left(\frac{g_\rho}{m_\rho}\right) &= 0.011 \text{Mev}^{-1} \\
b &= 0.003748 \\
c &= 0.01328
\end{aligned}
\tag{49}$$

As explained in section 2.1 and 2.2, for the RMF theory the equations are solved in a self-consistent manner for the effective masses and chemical potentials ,and hence the EOS. Below the neutron drip, the EOS is obtained by the minimization of Gibb's free energy as functions of A and Z. For this purpose we have employed 14 nuclei listed in the table. The problem is solved separately for  $B = 0$  and  $B \neq 0$ . For each B this gives the EOS in the form  $P(n_B)$  and  $\rho(n_B)$ . The structure of the neutron star is then obtained from the integration of the oppenheimer-Volkoff equations. This then gives the profile of m,p and  $\nu$  as a function of r for each star. One more quantity that is required is  $\Gamma$  which is then calculated directly from the EOS for all densities by using a quadratic difference formula for the derivative  $\frac{dp}{d(\rho c^2)}$ . Along with the M-R relationship, one also obtains the gravita-

tional red shift

$$Z = \left[1 - \frac{2Gm}{c^2 r}\right]^{-\frac{1}{2}} - 1 \quad (50)$$

which can in principle be observed experimentally.

The procedure to obtain the eigen frequencies is simple. We guess a value for  $\sigma$  and integrate the equation outward from the centre upto the surface. The guessed value of  $\sigma$  is varied till the boundary condition

$$\delta p(r) = 0 \text{ at } r = R$$

is satisfied.

In figure 1. we plot mass in solar mass unit vs radius in Kms. for magnetic fields  $0, 1 \times 10^3, 5 \times 10^4, 1 \times 10^5 \text{ MeV}^2$  ( $1 \text{ MeV}^2 = 1.69 \times 10^{14} \text{ G}$ ) represented by the curves A, B, C and D respectively. It is worthwhile to note that the magnetised neutron stars support higher masses. For very high magnetic fields the stars become relatively more compact. In figure 2. we present mass vs central energy density and in figure 3. we have plotted gravitational red shift vs mass. In figure 4. a plot of time period of fundamental mode vs gravitational red shift is given for the same magnetic fields as in figure 1. It is interesting to note that for the observed neutron star mass ( $1.4 M_\odot$ ), the magnetic field has practically no influence on radial stability. Similar trend is seen for the first excited mode as shown in figure 5.

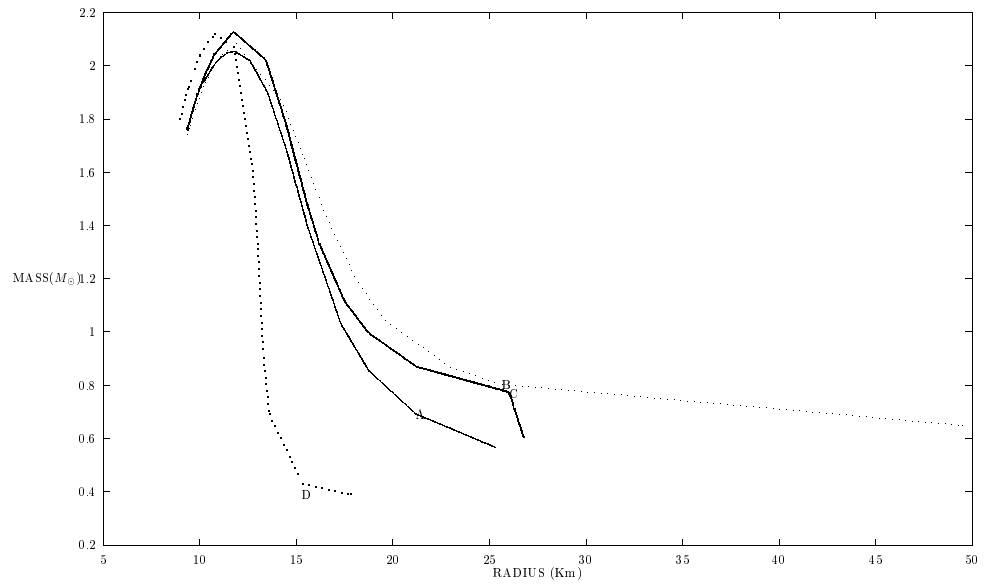
## References

- Anand, J.D., Chandrika Devi, N., Gupta, V.K., & Singh, S., 2000, *ApJ*, 538, 870
- Bayam, G., Pethick, C., & Sutherland, P. 1971, *ApJ*, 170, 299
- Cameron, A.G.W. 1965, *Nature*, 205, 787
- Chandrasekhar, S. 1964a, *Phys. Rev. Lett.*, 12, 114
- 1964b, *ApJ*, 140, 417
- Cutler, C., Lindblom, L., & Splinter, R.J. 1990, *ApJ*, 363, 603
- Datta, B., Hasan, S.S., Sahu, P.K., & Prasanna, A.R. 1998, *Int. J. Mod. Phys.*, D7, 49
- Ellis, J., Kapusta, J.I., & Olive, K.A. 1991, *Nucl. Phys. B*, 348, 345
- Hong, P.L. 1998, *Phys. Lett. B*, 445, 36
- Kuveliotou, et al. 1998, *Nature*, 393, 235
- Lie, D., & Shapiro, S.L. 1991, *ApJ*, 170, 299
- Wapastra, A.H., & Bos, K. 1976, *Atomic Data Nucl. Data Tables*, 17, 474
- 1977, *Atomic Data Nucl. Data Tables*, 19, 175

TABLE: BPS Equilibrium Nuclei Below Neutron Drip

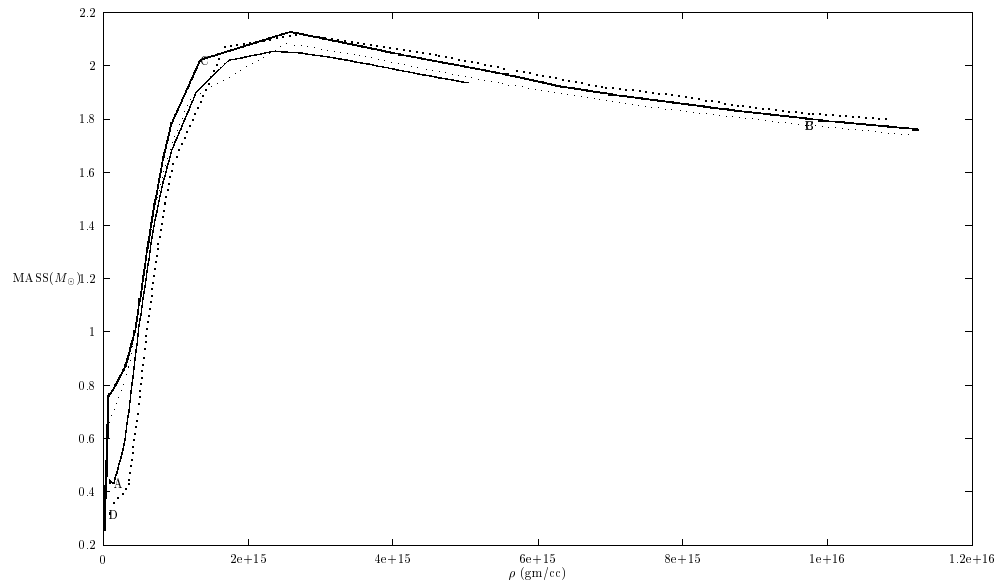
Element	BPS MASS-ENERGY (in units of $10^4$ Mev)
$Fe_{26}^{56}$	5.2103
$Ni_{28}^{62}$	5.7686
$Ni_{28}^{64}$	5.9549
$Ni_{28}^{66}$	6.1413
$Kr_{36}^{86}$	8.0025
$Se_{34}^{84}$	7.8170
$Ge_{32}^{82}$	7.6316
$Zn_{30}^{80}$	7.4466
$Ni_{28}^{78}$	7.2621
$Ru_{44}^{126}$	11.7337
$Mo_{42}^{124}$	11.5495
$Zr_{40}^{122}$	11.3655
$Sr_{38}^{120}$	11.1818
$Sr_{38}^{122}$	11.3655
$Kr_{36}^{118}$	10.9985





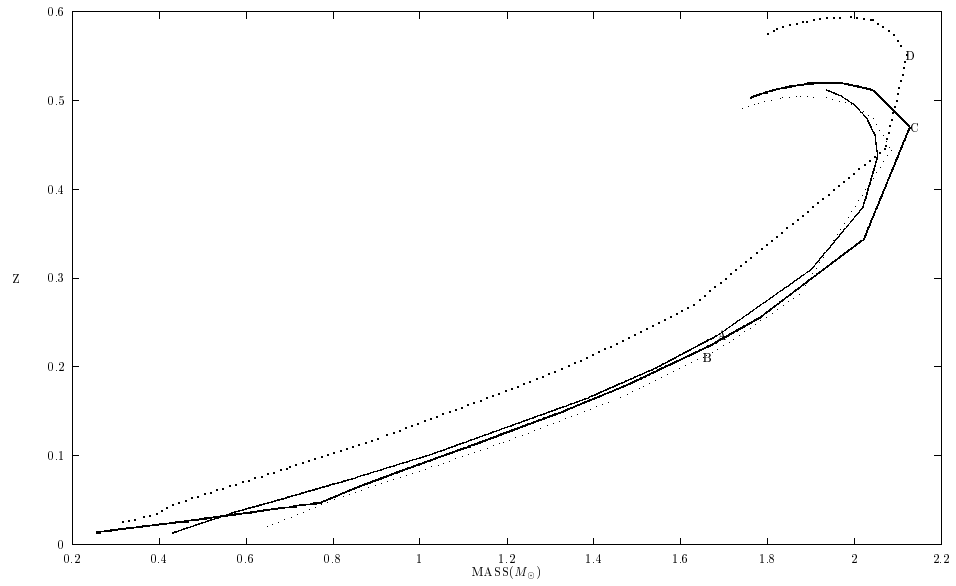
1

Figure 1: Plot of mass in solar mass unit vs radius in Kms. for magnetic fields  $0, 1 \times 10^4, 5 \times 10^4, 1 \times 10^5 \text{ MeV}^2$  represented by the curves A, B, C and D respectively.



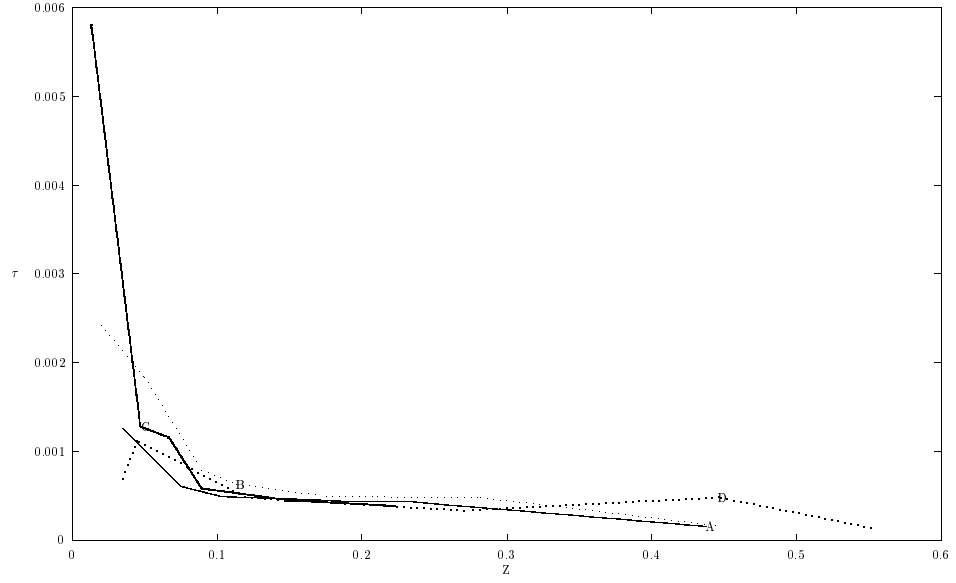
1

Figure 2: Plot of mass in solar mass unit vs energy density for magnetic fields  $0$ ,  $1 \times 10^4$ ,  $5 \times 10^4$ ,  $1 \times 10^5$   $MeV^2$  represented by the curves A, B, C and D respectively.



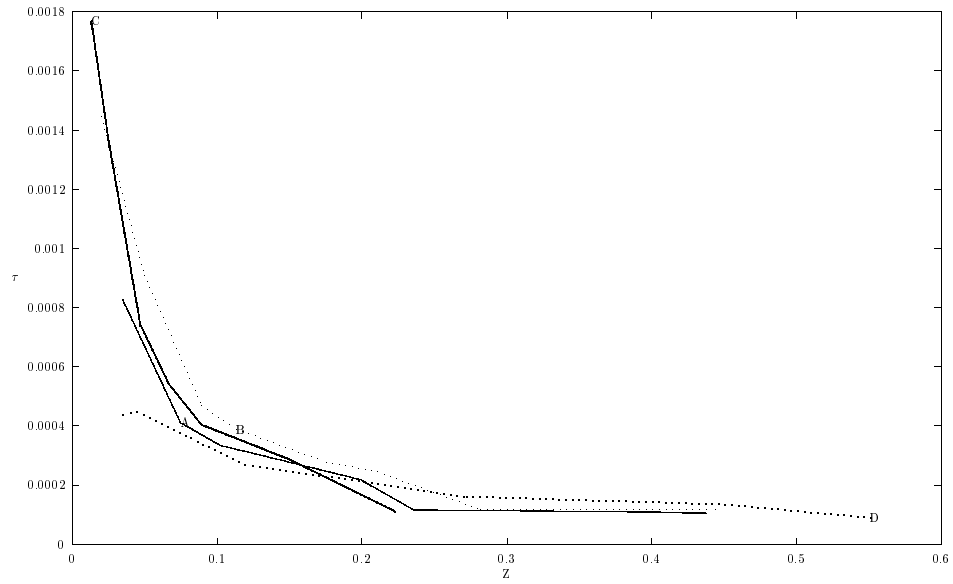
1

Figure 3: Plot of gravitational red shift( $Z$ ) vs mass in solar mass unit for magnetic fields  $0, 1 \times 10^4, 5 \times 10^4, 1 \times 10^5 \text{ MeV}^2$  represented by the curves A, B, C and D respectively.



1

Figure 4: Plot of time period  $\tau$  for fundamental mode vs gravitational red shift( $Z$ ) for magnetic fields  $0, 1 \times 10^4, 5 \times 10^4, 1 \times 10^5 \text{ MeV}^2$  represented by the curves A, B, C and D respectively.



1

Figure 5: Plot of time period  $\tau$  for  $n=1$  mode vs gravitational red shift( $Z$ ) for magnetic fields  $0, 1 \times 10^4, 5 \times 10^4, 1 \times 10^5 \text{ MeV}^2$  represented by the curves A, B, C and D respectively.