

## WHAT IS THE HIGHEST PLAUSIBLE REDSHIFT OF LUMINOUS QUASARS?

ZOLTÁN HAIMAN<sup>1</sup>

Princeton University Observatory, Princeton, NJ 08544  
 zoltan@astro.princeton.edu

ABRAHAM LOEB

Harvard-Smithsonian Center for Astrophysics, 60 Garden St., Cambridge, MA 02138  
 aloeb@cfa.harvard.edu

*Draft version October 28, 2018*

### ABSTRACT

The recent discoveries of luminous quasars at high redshifts imply that black holes more massive than a few billion solar masses have been assembled already when the universe was less than a billion years old. We show that the existence of these black holes is not surprising in popular hierarchical models of structure formation. For example, the black hole needed to power the quasar SDSS 1044-0125 at  $z = 5.8$  can arise naturally from the growth of stellar-mass seeds forming at  $z > 10$ , when typical values are assumed for the radiative accretion efficiency ( $\sim 0.1$ ), and the bolometric accretion luminosity in Eddington units ( $\sim 1$ ). Nevertheless, SDSS 1044-0125 yields a non-trivial constraint on a combination of these parameters. Extrapolating our model to future surveys, we derive the highest plausible redshift for quasars which are not lensed or beamed, as a function of their apparent magnitude. We find that at a limiting magnitude of  $K \sim 20$ , quasar surveys can yield strong constraints on the growth of supermassive black holes out to  $z \sim 10$ .

*Subject headings:* cosmology: theory – galaxies: formation – quasars: general – black hole physics

### 1. INTRODUCTION

Quasars have long been believed to be powered by the accretion of gas onto supermassive black holes (Salpeter 1964; Zel’dovich 1964; Lynden-Bell 1969). Dynamical studies indicate that remnant black holes (BHs) indeed reside in the quiescent nuclei of most nearby galaxies (e.g. Magorrian et al. 1998; Ferrarese & Merritt 2000; Gebhardt et al. 2000, and references therein), and imply that BH formation is a generic consequence of galaxy formation. Although the activity of bright quasars peaks at  $z \sim 2.5$ , quasars are known to exist at higher redshifts. Approximately 200 quasars have been found so far at  $z > 4$  (the majority of which are in the Palomar Sky Survey<sup>2</sup>), including the record-holding bright quasar SDSS 1044-0125 at  $z = 5.80$ , recently discovered by the Sloan Digital Sky Survey (SDSS; Fan et al. 2000).

Supermassive BHs can grow out of low-mass “seed” BHs through accretion or mergers (Rees 1984; Barkana & Loeb 2000a). In popular hierarchical models for structure formation, the first collapsed gaseous objects have low masses. It is natural to identify these galaxies with baryonic masses just above the cosmological Jeans mass,  $\sim 10^4 M_\odot$ , as the first sites where seed BHs may form (Larson 2000). Here we postulate that supermassive BHs are the merger products of individual BHs that grow out of these seeds through gas accretion. The natural  $e$ -folding timescale for the growth of a single seed can be written as

$$t_{\text{acc}} \equiv \frac{M_{\text{bh}}}{\dot{M}_{\text{bh}}} = 4 \times 10^7 \left( \frac{\epsilon}{0.1} \right) \eta^{-1} \text{ yr}, \quad (1)$$

where  $\epsilon \equiv L_{\text{bol}}/\dot{M}_{\text{bh}}c^2$  is the radiative efficiency for a mass accretion rate  $\dot{M}_{\text{bh}}$ , and  $\eta \equiv L_{\text{bol}}/L_{\text{Edd}}$  is the bolometric accretion luminosity in Eddington units,  $L_E = 4\pi GM_{\text{bh}}c\mu_e m_p/\sigma_T$ . Here  $\sigma_T$  is the Thomson cross-section and  $\mu_e = 1.15$  is the mean atomic weight per electron. The growth of a  $10^9 M_\odot$  BH out of a stellar mass seed requires about  $\ln(10^9 M_\odot/10 M_\odot) = 18.4$   $e$ -folding times or  $\sim 7 \times 10^8 (\epsilon/0.1)\eta^{-1}$  yrs. This time is shorter than the age of the universe at  $z = 5.8$  if  $(\epsilon/0.1)\eta^{-1} \lesssim 1$ . However, the time available for the growth of galaxies is shorter than the entire age of the universe at the corresponding redshift.

Turner (1991) recognized that exceptionally bright, high-redshift quasars may yield interesting constraints on cosmic structure formation. Motivated by the recent discovery of the SDSS 1044-0125 quasar at  $z = 5.80$  and the emergence of a concordance cosmological model for structure formation<sup>3</sup>, we revisit this problem. In this *Letter*, we derive new constraints from the observed properties of known high-redshift quasars, and assess the potential for tightening these constraints with future quasar surveys.

### 2. COSMOLOGICAL GROWTH OF QUASAR BLACK HOLES

Our constraints derive from the existence of a BH of a particular mass  $M_{\text{bh}}$  at redshift  $z$ , within a galaxy halo of total mass  $M_{\text{halo}}$ . In the following sub-sections we first express these masses in terms of observed quantities, and then describe the corresponding theoretical modeling of the BH growth.

#### 2.1. Black Hole Mass

<sup>1</sup>Hubble Fellow

<sup>2</sup>See <http://astro.caltech.edu/~george/z4.qsos> for a comprehensive list of known  $z > 4$  quasars.

<sup>3</sup>Throughout this *Letter* we adopt a  $\Lambda$ CDM cosmology with  $\Omega_0 = 0.3$ ,  $\Omega_\Lambda = 0.7$ ,  $\Omega_b = 0.045$ ,  $h = 0.7$ ,  $\sigma_{8h^{-1}} = 0.9$ , and  $n = 1$ .

For the high-redshift quasars of interest, we can only infer the BH mass indirectly from the observed quasar luminosity (although reverberation mapping provides constraints in other cases; see Kaspi et al. 2000). Given the luminosity in the observed band, we first apply a bolometric correction to obtain the total luminosity  $L_{\text{bol}}$  (Elvis et al. 1994). For example, the approximate spectral slope of  $F_\nu \propto \nu^{-1}$  implies that only  $\sim 1\%$  of the bolometric luminosity of SDSS 1044-0125 is in the SDSS  $z'$  band. The BH mass then follows from the relation,  $L_{\text{bol}} = \eta L_{\text{Edd}} = 1.4 \times 10^{38} \eta (M_{\text{bh}}/M_\odot) \text{ erg s}^{-1}$ . In the case of SDSS 1044-0125, we infer  $M_{\text{bh}} = 3.4 \times 10^9 \eta^{-1} M_\odot$ . There are no obvious signs of beaming or lensing in this source. However, if present, both of these effects would reduce our inferred BH mass or increase our inferred constraint on  $\eta$  by correcting the relation between the apparent and the intrinsic luminosity of the quasar. In §3 we will explore the sensitivity of our results to such a correction.

## 2.2. Black Hole Growth

In order to model the growth of BHs in our adopted  $\Lambda$ CDM cosmology, we rely on the merger history of dark matter halos in the extended Press–Schechter (EPS) formalism (Press & Schechter 1974; Bond et al. 1991; Lacey & Cole 1993). We first need to determine the mass of the halo in which an observed quasar resides. We estimate  $M_{\text{halo}}$  based on the halo abundance within the EPS formalism. The number of halos with mass  $> M_{\text{halo}}$ , in a survey of solid angle  $\Delta\Omega$ , probing a redshift range  $\Delta z$ , is given by  $N(> M_{\text{halo}}) = \Delta\Omega\Delta z \times (dV/d\Omega dz) \times \int_{M_{\text{halo}}}^{\infty} dM [dn/dM(z, M)]$ , where  $dV/d\Omega dz$  is the cosmological volume element, and  $dn/dM$  is the number of halos per halo mass per unit volume. The halo mass for a quasar of luminosity  $L$  is found by equating the observed number of quasars brighter than  $L$  to  $f(z) \times N$ , where  $f(z)$  is the fraction of halos hosting active quasars. Because of the exponential shape of the EPS mass function for rare halos, our inferred halo mass depends only logarithmically on  $f(z)$ , and we conservatively adopt  $f(z) \sim 1$ . In the case of SDSS 1044-0125, one bright quasar was found within a  $\sim 600 \text{ deg}^2$  survey area at redshift  $z = 5.8 \pm 0.5$ ; from this we infer  $M_{\text{halo}} \approx 1.1 \times 10^{13} M_\odot$ , with a corresponding velocity dispersion of  $\sigma \approx 470 \text{ km s}^{-1}$ . It is interesting that the values of  $M_{\text{bh}}$  and  $\sigma$  we obtain for SDSS 1044-0125 are in good agreement with their relation measured in local galaxies (Gebhardt et al. 2000; Ferrarese & Merritt 2000).

We next compute the growth of the central BH mass based on the assembly of its host halo. Given a halo of total mass  $M_{\text{halo}}$  at a redshift  $z$ , the EPS formalism specifies its average merger history at higher redshifts. Every branch of this merger tree represents a progenitor of the parent halo, whose mass is continuously growing through accretion or mergers with other halos. To keep our model simple, we assume that every building block of the original halo develops a seed BH of mass  $M_{\text{seed}}$  as soon as it acquires a minimum mass,  $M_{\text{min}}$ , corresponding to a velocity dispersion  $\sigma_{\text{min}}$ . The physical motivation for this choice is that radiative cooling and feedback processes which likely determine whether or not a massive BH forms in a collapsed halo, depend directly on  $\sigma$  (e.g., Haehnelt et al. 1998). The mass of each seed BH is assumed to grow ex-

ponentially by accretion,  $M_{\text{bh}}(t) = \exp[\Delta t(z)/t_{\text{acc}}] M_{\text{seed}}$ , where  $\Delta t$  is the time elapsed between the formation time of the seed BH and the redshift  $z$ . We assume that eventually all massive BHs merge together to form a single supermassive BH at the center of the parent halo. As long as the BH mergers are completed prior to redshift  $z$ , there is no need to specify when these mergers took place. The mass of the resulting BH in the parent halo is the sum of the individual BHs, each of which has grown by a different amount,

$$M_{\text{bh}}(z, M_{\text{halo}}) = M_{\text{seed}} \int_{\infty}^z dz' \frac{dN_{\text{prog}}}{dz'} \exp\left[\frac{\Delta t(z, z')}{t_{\text{acc}}}\right], \quad (2)$$

where  $N_{\text{prog}}(z')$  is the total number of seeded progenitors at redshift  $z' > z$ ,

$$N_{\text{prog}}(z') = \int_{M_{\text{min}}}^{M_{\text{halo}}} dM \frac{dP(z, z', M_{\text{halo}}, M)}{dM}. \quad (3)$$

Here  $dP(z, z', M_{\text{halo}}, M)$  is the number of progenitors in the mass range between  $M$  and  $M + dM$  at a redshift  $z'$  for a halo whose mass at redshift  $z$  is  $M_{\text{halo}}$  [see Lacey & Cole 1993, Eq. (2.15)]. Note that we adopt the most optimistic assumptions regarding the BH growth; in reality the growth of each seed BH may be limited by its fuel reservoir. Also, the central BHs may not get incorporated into a single supermassive BH during galaxy mergers (Hut & Rees 1992); however, for exponential growth, the final BH mass tends to be dominated anyway by the first seed to have formed.

In summary, our model for the assembly of BHs has four free parameters:  $\sigma_{\text{min}}$ ,  $M_{\text{seed}}$ ,  $\epsilon$ , and  $\eta$ . Although the values of these parameters are a priori uncertain, their “natural” choices are as follows: (i) if the seed BHs are the remnants of massive stars, then their characteristic mass is  $M_{\text{seed}} \approx 10 M_\odot$ ; (ii) a necessary requirement for star-formation is efficient cooling; in a metal-poor primordial gas with no  $\text{H}_2$  molecules, this implies a minimum virial temperature of  $T \gtrsim 10^4 \text{ K}$  for progenitor halos with seed BHs, corresponding to a minimum velocity dispersion  $\sigma_{\text{min}} \gtrsim 10 \text{ km s}^{-1}$ ; (iii) if the gas accretes to a non-rotating BH through a steady thin disk, then the radiative efficiency,  $\epsilon \approx 0.06$ ; and (iv) for high fueling rates bright quasars would naturally shine close to their limiting luminosity, implying  $\eta \approx 1$ . Variations on these parameter values will be discussed in § 3 and § 4.

## 3. RESULTS

Given the parameters  $\sigma_{\text{min}}$ ,  $M_{\text{seed}}$ ,  $\epsilon$ , and  $\eta$ , our model yields the mass  $M_{\text{bh}}$  of the supermassive BH at the center of a halo of mass  $M_{\text{halo}}$  at redshift  $z$ . In the following, we derive constraints on these four parameters, by requiring that  $M_{\text{bh}}$  equals the value estimated for observed high-redshift quasars.

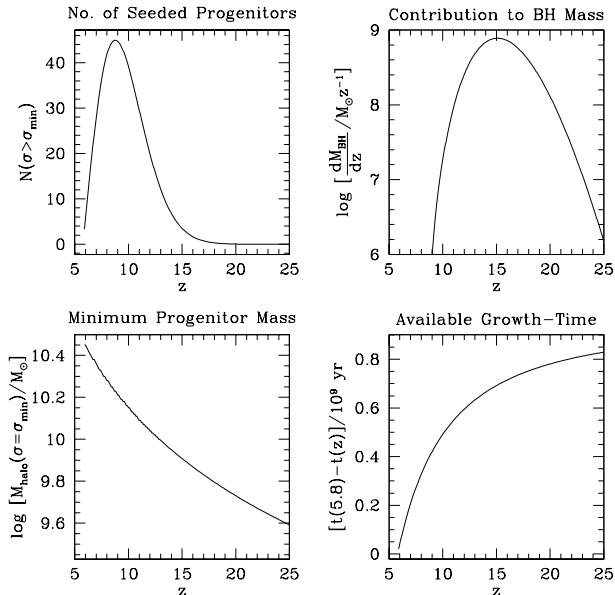


FIG. 1.— The assembly history of the black hole (BH) in the SDSS 1044-0125 quasar at  $z = 5.8$ . The inferred BH mass is  $M_{\text{bh}} = 3.4 \times 10^9 \eta^{-1} M_{\odot}$  and the halo mass is  $1.1 \times 10^{13} M_{\odot}$ . The four panels show, clockwise from top left, the number of seeded progenitors (those with  $\sigma > 50 \text{ km s}^{-1}$ ); the contribution from different redshifts to the final BH mass; the time available for the exponential growth of a seed between  $z$  and the redshift of 5.8; and the halo mass corresponding to  $50 \text{ km s}^{-1}$  at each redshift.

### 3.1. Illustrative Example

In order to illustrate the BH growth process in our model, we show in Figure 1 the evolution of various quantities for the SDSS 1044-0125 quasar. In this example, we have assumed  $M_{\text{seed}} = 10 M_{\odot}$ ,  $\epsilon = 0.1$ ,  $\eta = 1$ , and  $\sigma_{\text{min}} = 50 \text{ km s}^{-1}$ . As we find by numerical integration of equations (2) and (3), this combination yields the required BH mass of  $M_{\text{bh}} \approx 3.4 \times 10^9 M_{\odot}$  at  $z = 5.8$ . The top left panel in Figure 1 shows the number of progenitors of the parent halo with a velocity dispersion  $> \sigma_{\text{min}}$ . For reference, the bottom left panel shows the corresponding minimum progenitor mass. As the redshift increases, the number of progenitors increases, peaking at  $z \approx 9$ , and then decreasing again as the typical progenitors are broken up into halos with  $\sigma < 50 \text{ km s}^{-1}$ . The top right panel shows the contribution of progenitors from each redshift to the final BH mass, and demonstrates that the bulk of the BH mass is contributed by seeds from  $z \approx 15$ . This redshift is considerably higher than the peak at which most progenitors form. The increased time available between higher redshifts and  $z = 5.8$  (shown explicitly in the bottom right panel) makes the contribution from the first few progenitors dominant.

### 3.2. Constraints from SDSS 1044-0125

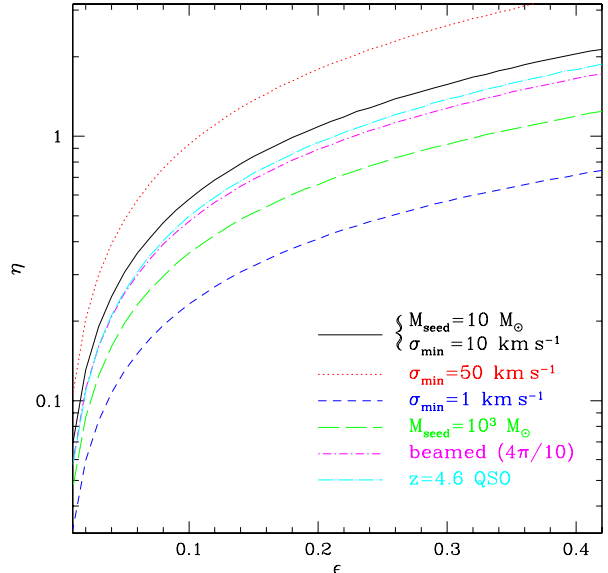


FIG. 2.— The minimum value of the typical quasar luminosity in units of the Eddington limit ( $\eta \equiv L/L_{\text{Edd}}$ ) as a function of the typical radiative efficiency of accretion ( $\epsilon \equiv L/\dot{m}c^2$ ). The constraints are derived by requiring that the total BH mass in SDSS 1044-0125 will build up to its inferred value of  $3.4 \times 10^9 \eta^{-1} M_{\odot}$  at  $z = 5.8$ . The solid curve shows a fiducial model with  $(M_{\text{seed}}, \sigma_{\text{min}}) = (10 M_{\odot}, 10 \text{ km s}^{-1})$ ; other curves correspond to variations as labeled.

Next, we search for general combinations of  $M_{\text{seed}}$ ,  $\epsilon$ ,  $\eta$ , and  $\sigma_{\text{min}}$  that yield the required BH mass for the SDSS quasar. We solve equation (2) with its left hand side set to  $3.4 \times 10^9 \eta^{-1} M_{\odot}$ , and the halo mass set to  $1.1 \times 10^{13} M_{\odot}$  at  $z = 5.8$ , as discussed above. For a given pair of  $(M_{\text{seed}}, \sigma_{\text{min}})$ , we then find  $\eta$  as a function of  $\epsilon$  by a Newton-Raphson method.

The results of this procedure are displayed in Figure 2 in a fiducial model with  $(M_{\text{seed}}, \sigma_{\text{min}}) = (10 M_{\odot}, 10 \text{ km s}^{-1})$  (solid line) and its variants. The dotted and short-dashed curves show results when  $\sigma_{\text{min}}$  is either increased to  $50 \text{ km s}^{-1}$  or decreased to  $1 \text{ km s}^{-1}$ , respectively. The high value applies if the limiting mass for a progenitor halo is determined by feedback from the UV background following the reionization epoch (Thoul & Weinberg 1996; Navarro & Steinmetz 1997; Haiman, Madau & Loeb 1999); and the low value applies before reionization if sufficient  $\text{H}_2$  exists to allow cooling in small halos (Haiman, Abel & Rees 2000). The long-dashed curve demonstrates the effect of increasing the typical seed mass to  $10^3 M_{\odot}$ , corresponding to remnants of very massive metal-free Population III stars (VMOs; Bond, Arnett & Carr 1984; see also Schneider et al. 2000). The dot-short-dashed curve describes the case where the observed emission from SDSS 1044-0125 is beamed into a tenth of its sky, so that its true BH mass is reduced by a factor of 10 and the halo abundance is increased by the same factor. Finally, the dot-long-dashed curve shows results for the fiducial model in the case of the exceptionally bright  $z = 4.6$  quasar PSS1347+4956. We have searched through the list of known  $z > 4$  quasars and found this object (BH mass of  $5 \times 10^{10} M_{\odot}$ , and a host halo mass of  $2.7 \times 10^{13} M_{\odot}$  ( $\sigma = 570 \text{ km s}^{-1}$ , assuming no beaming or lensing) to provide the second strongest constraint after SDSS 1044-0125. A handful of other bright

$z > 4$  quasars follow closely behind.

Figure 2 leads to two interesting conclusions. First, the set of rather standard values,  $M_{\text{seed}} = 10 M_{\odot}$ ,  $\sigma_{\text{min}} = 50 \text{ km s}^{-1}$ ,  $\epsilon = 0.1$ , and  $\eta = 1$ , yields the required BH mass of SDSS 1044-1215. The corresponding progenitor halos have cooling times much shorter than the dynamical time, and could withstand photo-ionization heating by the intergalactic UV background (e.g. Thoul & Weinberg 1996; Navarro & Steinmetz 1997). In such halos there is no obvious obstacle to the formation of massive stars, which could leave behind the required  $\sim 10 M_{\odot}$  seed BHs. Second, the inferred values of  $\eta$  are relatively high, suggesting that BHs must radiate close to their Eddington limit. Lower values of  $\eta$  are allowed if  $\epsilon \lesssim 0.05$ ; however, such low values of  $\epsilon$  would not account for the total energy output of quasars given the observed mass density of their remnants (e.g. Ho & Kormendy 2000; Salucci et al. 1999; Fabian 2000). The radiative efficiency may in fact approach a value as high as  $\epsilon = 0.42$  for a maximally rotating Kerr BH.

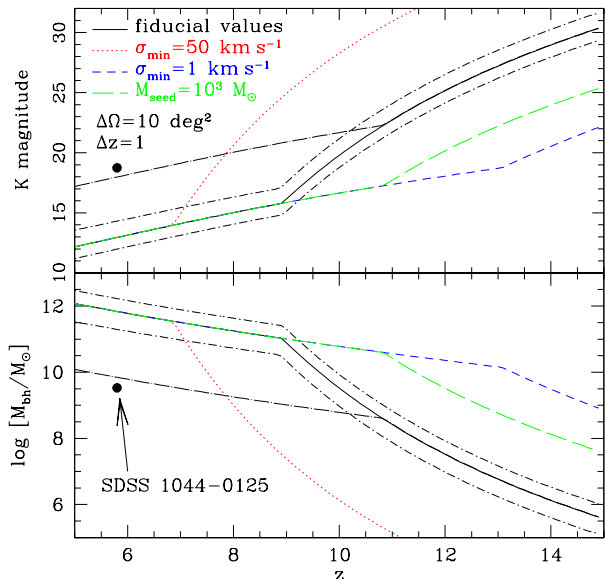


FIG. 3.— The maximum allowed BH mass (lower panel), and the corresponding minimum apparent  $K$  magnitude (upper panel), for a single quasar that could be found within a future survey. The solid curves correspond to our set of fiducial parameter values,  $M_{\text{seed}} = 10 M_{\odot}$ ,  $\sigma_{\text{min}} = 10 \text{ km s}^{-1}$ ,  $\epsilon = 0.06$ , and  $\eta = 1$ ; the other curves describe variations of this model as labeled. The bullets refer to the BH mass and  $K$  magnitude inferred for SDSS 1044-0125. The survey area is assumed to be  $10 \text{ deg}^2$ , except for the dot-short-dashed curves which bracket the range between  $0.1$  (lower curve on top panel; upper curve in bottom panel) and  $10^3$  (upper curve on top panel; lower curve in bottom panel)  $\text{deg}^2$ .

### 3.3. Constraints from Future Quasar Surveys

In anticipation of future results from the SDSS survey as well as from deeper surveys of high- $z$  quasars, we ask: *what is the highest plausible value of  $M_{\text{bh}}$  that should be anticipated for a quasar around a redshift  $z$  in a given area on the sky?* To answer this question, we compute the mass of the central BH in the most massive dark halo that could be found in a representative survey area of  $10 \text{ deg}^2$  and redshift bin  $\Delta z = 1$  around different redshifts. For our

set of fiducial parameter values we take  $M_{\text{seed}} = 10 M_{\odot}$ ,  $\sigma_{\text{min}} = 10 \text{ km s}^{-1}$ ,  $\epsilon = 0.06$ , and  $\eta = 1$ . In Figure 3, the solid curve in the lower panel shows the maximum allowed quasar BH mass in this model as a function of redshift. In the upper panel, we show the corresponding apparent  $K(AB)$  magnitude with the corresponding  $K$ -correction (Elvis et al. 1994). In our fiducial model, equation (2) leads to an unphysically large BH mass, in excess of the observed halo mass. In Figure 3 we do not allow the BH mass to exceed  $(\Omega_b/\Omega_0)M_{\text{halo}}$ . This additional constraint appears as the break occurring at  $z \approx 9$ ; BHs below this redshift are assumed conservatively to have consumed *all* the available gas in their host halo. Figure 3 also shows the maximum allowed BH mass and the corresponding minimum apparent magnitude, in variants of our fiducial model: examples in which  $\sigma_{\text{min}}$  is either increased to  $50 \text{ km s}^{-1}$  or decreased to  $1 \text{ km s}^{-1}$  (dotted and short-dashed curves), and a model in which the typical seed mass is increased to  $10^3 M_{\odot}$  (long-dashed curves). The dot-long-dashed curves show the results when we allow BHs to consume only 1% of the available gas in its host halo. Finally, the dot-short-dashed curves that bracket our fiducial model assume survey areas of  $0.1 \text{ deg}^2$  and  $1000 \text{ deg}^2$ .

We find that the survey area enters only logarithmically into our constraints. However, the allowed BH mass and the resulting apparent magnitude, are strong functions of redshift. At its planned sensitivity, the *Next Generation Space Telescope (NGST)* will have a detection threshold of  $\sim 32$  mag in the  $1 - 5 \mu\text{m}$  range (with  $\lesssim 3$  hours of integration and  $S/N=10$ ). The assumed survey size of  $0.1 \text{ deg}^2$  can be covered by 23 images taken by *NGST* in a total observation time of 2.3 days. The proposed *PRIME* survey<sup>4</sup> plans to map an area of  $\sim 10 \text{ deg}^2$  to  $K = 27$ . At a limiting magnitude of  $K \sim 20$  (30), future surveys can yield strong constraints on the growth of supermassive black holes, as they can map out the “brightest quasar” envelope shown in Figure 3 out to  $z \sim 10$  (15).

## 4. CONCLUSIONS

Existing data on high-redshift quasars implies that BHs as massive as  $\sim 3 \times 10^9 M_{\odot}$  were assembled when the universe was only a tenth of its present age. Figure 2 shows that the massive BH inferred for SDSS 1044-0125 at  $z = 5.8$  can grow in hierarchical galaxy formation models with plausible parameter values for the initial seed mass ( $\sim 10 M_{\odot}$ ), the minimum velocity dispersion of collapsed objects that harbor such a seed ( $\gtrsim 50 \text{ km s}^{-1}$ ), the radiative efficiency ( $\sim 6\%$ ), and the luminosity in Eddington units ( $\sim 1$ ). Figure 3 illustrates the upper envelope of plausible luminosity values for high-redshift quasars that might be found in future surveys.

There are several caveats to the constraints we derived. First, beaming or lensing may affect the apparent magnitude of some of the brightest and highest redshift quasars (Barkana & Loeb 2000b). Second, we have assumed that  $\eta$  and  $\epsilon$  maintain the same values during the luminous quasar phase and the main growth phase of the BH mass. It is possible, however, that  $\epsilon$  is negligibly small during the early growth phase of the BH, and high during the luminous quasar phase (e.g. Haehnelt & Rees 1993). This

<sup>4</sup>A Small Explorer Mission selected by NASA for study. See a description at <http://spacescience.nasa.gov/codesr/smex>.

would be equivalent to a corresponding increase in the seed BH mass in our model. Multiple seeds per halo which eventually coalesce are also equivalent to a single massive seed with the sum of their masses. Finally, although a recent cosmological simulation finds good agreement with the Press–Schechter mass function for the lowest halo masses of interest here at  $z = 10$  (Jang-Condell & Hernquist 2000); the accuracy of this ansatz still remains to be tested over a wider range of redshifts and halo masses, where there might be systematic deviations (Jenkins et al. 2000; Sheth & Tormen 2000).

Recently, various modifications to the standard  $\Lambda$ CDM model have been proposed because of a potential conflict between theory and observations on small spatial scales (e.g., Kamionkowski & Liddle 2000; Bode, Ostriker & Turok 2000; Barkana, Haiman & Ostriker 2000, and ref-

erences therein). Our constraints are expected to tighten significantly in such models, since they generically reduce small scale power and thus eliminate potential hosts of seed BHs at high redshifts. Future surveys of high-redshift quasars will test these models.

We thank Xiaohui Fan, Michael Strauss, and Pat Hall for useful discussions. ZH was supported by NASA through the Hubble Fellowship grant HF-01119.01-99A, awarded by the Space Telescope Science Institute, which is operated by the Association of Universities for Research in Astronomy, Inc., for NASA under contract NAS 5-26555. This work was supported in part by NASA grants NAG 5-7039, 5-7768, and NSF grants AST-9900877, AST-0071019 for AL.

## REFERENCES

- Barkana, R., Haiman, Z., & Ostriker, J. P. 2000, in preparation  
 Barkana, R. & Loeb, A. 2000a, *Physics Reports*, in press; astro-ph/0010468  
 ———. 2000b, *ApJ*, 531, 613  
 Bode, P., Ostriker, J. P., & Turok, N. 2000, astro-ph/0010389  
 Bond, J. R., Arnett, W. D., & Carr, B. J. 1984, *ApJ*, 280, 825  
 Bond, J. R., Cole, S., Efstathiou, G., Kaiser, N. 1991, 379, 440  
 Elvis, M., et al. 1994, *ApJS*, 95, 1  
 Fabian, A. C. 2000, in *Proc. of X-ray Astronomy'99*, Bologna, 1999, in press, astro-ph/0001178  
 Fan, X., et al. 2000, *AJ*, 120, 1167  
 Ferrarese, L., & Merritt, D. 2000, *ApJL*, submitted, astro-ph/0006053  
 Gebhardt, K. et al. 2000, *ApJL*, submitted, astro-ph/0006289  
 Haehnelt, M. G., Natarajan, P. & Rees, M. J. 1998, *MNRAS*, 300, 817  
 Haehnelt, M. G., & Rees, M. J. 1993, *MNRAS*, 263, 168  
 Haiman, Z., Abel, T., & Rees, M. J. 2000, *ApJ*, 534, 11  
 Haiman, Z., Madau, P., & Loeb, A. 1999, *ApJ*, 514, 535  
 Ho, L. C., & Kormendy, J. 2000, to appear in *The Encyclopedia of Astronomy and Astrophysics* (Institute of Physics Publishing); astro-ph/0003267  
 Hut, P., & Rees, M. J. 1992, *MNRAS*, 259, 27  
 Jang-Condell, H., & Hernquist, L. 2000, astro-ph/0009254  
 Jenkins, A. et al. 2000, *MNRAS*, submitted, astro-ph/0005260  
 Kamionkowski, M., & Liddle, A. R. 2000, *Phys. Rev. Lett.* 84, 4525  
 Kaspi, S., Smith, P. S., Netzer, H., Maoz, D., Jannuzi, B. T., & Giveon, U. 2000, *ApJ*, 533, 631  
 Lacey, C., & Cole, S. 1993, *MNRAS*, 262, 627  
 Larson, R. B. 2000, to be published in the ESA Special Publications Series (SP-445), edited by F. Favata, A. A. Kaas, and A. Wilson; astro-ph/9912539  
 Lynden-Bell, D. 1969, *Nature*, 223, 690  
 Magorrian, J., et al. 1998, *AJ*, 115, 2285  
 Navarro, J. F., & Steinmetz, M. 1997, *ApJ*, 478, 13  
 Press, W. H., & Schechter, P. L. 1974, *ApJ*, 187, 425  
 Rees, M. J. 1984, *ARA&A*, 22, 471  
 Salpeter, E. E. 1964, *ApJ*, 140, 796  
 Salucci, P., Szuszkiewicz, E., Monaco, P., & Danese, L. 1999, *MNRAS*, 307, 637  
 Schneider, R., Ferrara, A., Ciardi, B., Ferrari, V., Matarrese, S. 2000, *MNRAS*, 317, 385  
 Sheth, R. K., & Tormen, G. 1999, *MNRAS*, 308, 119  
 Thoul, A. A., & Weinberg, D. H. 1996, *ApJ*, 465, 608  
 Zeldovich, Y. B. 1964, *Dok. Akad. Nauk SSSR*, 155, 67