

CHARTING THE TEMPERATURE OF THE HOT NEUTRON STAR IN A SOFT X-RAY TRANSIENT

MONICA COLPI¹, ULRICH GEPPERT², DANY PAGE³, AND ANDREA POSSENTI⁴

¹Dipartimento di Fisica, Università degli Studi di Milano Bicocca, Piazza della Scienza 3, 20126 Milano, Italy; colpi@uni.mi.astro.it

²Astrophysikalisches Institut Potsdam, An der Sternwarte 16, D-14482, Potsdam, Germany; urme@aip.de

³Instituto de Astronomía, UNAM, 04510 México D.F., México; page@astroscu.unam.mx

⁴Osservatorio di Bologna, Via Ranzani 1, 40127 Bologna, Italy

Accepted by ApJL on 7 Nov 2000

ABSTRACT

We explore the thermal evolution of a neutron star undergoing episodes of intense accretion, separated by long periods of quiescence. By using an exact cooling code we follow in detail the flow of heat in the star due to the time-dependent accretion-induced heating from pycno-nuclear reactions in the stellar crust, to the surface photon emission, and the neutrino cooling. These models allow us to study the neutron stars of the Soft X-Ray Transients.

In agreement with Brown, Bildsten and Rutledge (1998) we conclude that the soft component of the quiescent luminosity of Aql X-1, 4U 1608-522, and of the recently discovered SAX J1808.4, can be understood as thermal emission from a cooling neutron star with negligible neutrino emission. However, we show that in the case of Cen X-4, despite its long recurrence time, strong neutrino emission from the neutron star inner core is necessary to understand the observed low ratio of quiescent to outburst luminosity. This result implies that the neutron star in Cen X-4 is heavier than the one in the other systems and the pairing critical temperature T_c in its center must be low enough (well below 10^9 K) to avoid a strong suppression of the neutrino emission.

Subject headings: stars: neutron — X-rays: stars — dense matter — stars: individual (Aquila X-1, Cen X-4, SAX J1808.4-3658, 4U 1608-522, Rapid Burster, EXO 0748-676)

1. INTRODUCTION

Neutron stars in Soft X-Ray Transients (SXRTs) undergo recurrent surges of activity separated by long phases of relative "quiescence". The detection of type I bursts during the X-ray brightening observed in outburst ($\sim 10^{37-38}$ erg s⁻¹) unambiguously indicate that episodes of intense accretion occur onto the stellar surface. The origin of the faint X-ray emission, observed in quiescence, at the level of $\sim 10^{32-33}$ erg s⁻¹, is instead uncertain and may result either from surface thermal emission (Brown et al. 1998) and/or from shock emission due to an hidden fastly spinning pulsar (Stella et al. 1994; Campana et al. 1998a,b).

Brown, Bildsten and Rutledge (1998, BBR98) showed, using simple but concrete arguments, that the "rock-bottom" emission, in quiescence, could result from the cooling of the neutron star made hot during the events of intense accretion: the inner crust compressed by the loaded material becomes the site of pycno-nuclear reactions that may deposit enough heat into the core to establish a thermal luminosity

$$L_q \sim \frac{Q_{\text{nuc}}}{m_u} \langle \dot{M} \rangle \sim 6 \times 10^{32} \frac{\langle \dot{M} \rangle}{10^{-11} M_\odot \text{ yr}^{-1}} \text{ erg s}^{-1} \quad (1)$$

detectable when accretion halts ($\langle \dot{M} \rangle$ is the time averaged accretion rate, $Q_{\text{nuc}} \sim 1.5$ MeV, the nuclear energy deposited per baryon, and m_u the atomic mass unit). Following this consideration, Rutledge et al. (1999, 2000) showed that spectral fits with accurate hydrogen atmosphere models lead to emitting areas consistent with a neutron star surface, pointing in favor of a thermal origin of the quiescent emission (or of part of it).

The interpretation of the quiescent emission seen in SXRTs as due to "cooling" gives the opportunity of probing the physics of the neutron star interior in an unprecedented way. We study in detail the thermal evolution of transiently accreting sources with a full cooling code, computing the "exact" quiescent lumi-

nosity and relating it to the accretion history. We then explore the consequences of the cooling hypothesis to infer properties of the underlying neutron star.

2. THE COOLING MODEL

We use an "exact" cooling code which solves the equations of heat transport and energy conservation in a wholly general relativistic scheme (Page 1989). The cooling sources are neutrino emission in both the crust (electron-ion bremsstrahlung, plasma and Cooper pair formation) and the core (modified Urca and neutron/proton bremsstrahlung, Cooper pair formation, and direct Urca in some cases), and surface photon emission. The heating source is the accretion-induced production of nuclear energy. The energy released in the upper atmosphere by the infalling matter and in the envelope by thermonuclear burning is here neglected since it is rapidly radiated away (Fujimoto et al 1987; Brown 2000). The heat sources located in the crust are instead important (BBR98) and describe the readjustment, to chemical equilibrium, of the matter processed during the heavy accretion events. Energy release by electron captures and neutron emissions is included following Haensel & Zdunik (1990a) and proceeds at a rate proportional to the instantaneous accretion rate $\dot{M}(t)$. Pycno-nuclear fusions, releasing the bulk of the energy, continue when the star is returning to its cooling state, since their characteristic time-scale (\sim months) is comparable to or longer than the duration of a typical outburst. This time lag is accounted for with a suitable heat release function (see Possenti et al. 2001). The inclusion of all the non-equilibrium energy sources (down to $\rho = 1.137 \times 10^{13}$ g cm⁻³) assumes that the entire stellar crust has been replaced; this would take ~ 50 million years for a time averaged accretion rate of $10^{-11} M_\odot \text{ yr}^{-1}$ (Haensel & Zdunik 1990a). The temperature gradients in the interior determine how much of this heat is stored and how much directly flows away to the surface. We calculate the thermal

conductivity using the results of Baiko and Yakovlev (1995) in the crystallized crustal layers, Itoh et al. (1983), Mitake et al (1984), and Yakovlev (1987) in the liquid ones, and Flowers & Itoh (1980) in the core. The calculations by Potekhin, Chabrier and Yakovlev (1997) of the structure of envelopes made of accreted material are used to relate the interior temperature, at a density of 10^{10} g cm $^{-3}$, to the surface thermal luminosity L_q , (i.e. the quiescent luminosity visible in between outbursts) and to the corresponding effective temperature T_{eff} .

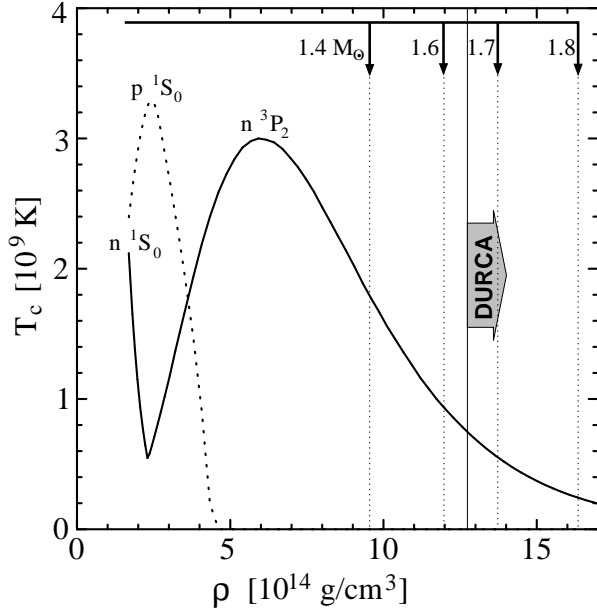


Fig. 1.— Critical temperatures T_c for both proton 1S_0 and neutron 1S_0 and 3P_2 pairing assumed in this work. The central densities of the stars of various mass we study are indicated as well as the threshold for the direct Urca (“DURCA”) process.

The chemical composition and the equation of state (EOS) of the crust are the ones of an accreted crust (Haensel & Zdunik 1990b) and the state of this matter as well as its specific heat are followed during the evolution of the star from the liquid to the solid phase (Slattery et al 1980) and the Debye regime (Shapiro & Teukolsky 1983). For the core we follow Prakash, Ainsworth & Lattimer (1988) using a compression modulus $K_0 = 240$ MeV and a symmetry energy dependence $\propto \rho^{0.7}$. With this particular EOS, the direct Urca process is allowed at densities $\rho > 1.28 \times 10^{15}$ g cm $^{-3}$, which are attained in neutron stars heavier than a critical mass $M_{\text{cr}} = 1.65 M_{\odot}$.

Finally, we include the strong suppressing effects of superfluidity (neutron) and superconductivity (protons) on both the specific heat and neutrino emission: given the enormous uncertainty (Baldo et al 1998) on the value of the critical temperature T_c for 3P_2 neutron pairing we plot explicitly in Fig. 1 the values we adopt here. We will refer to our 1.4 and 1.6 M_{\odot} stars as slow cooling neutron stars and the 1.7 and 1.8 M_{\odot} ones as fast cooling stars: the former ones have only the modified Urca process allowed in their core and suppression by neutron pairing is strong while the latter ones have the direct Urca process operating with suppression at lower temperatures so that fast neutrino cooling does affect their thermal evolution (Page 1998).

3. TOWARD THE EQUILIBRIUM STATE

As a preliminary step we verify whether transient accretion on an initially cold neutron star is able to bring it to a hot sta-

tionary state and how fast this happens.

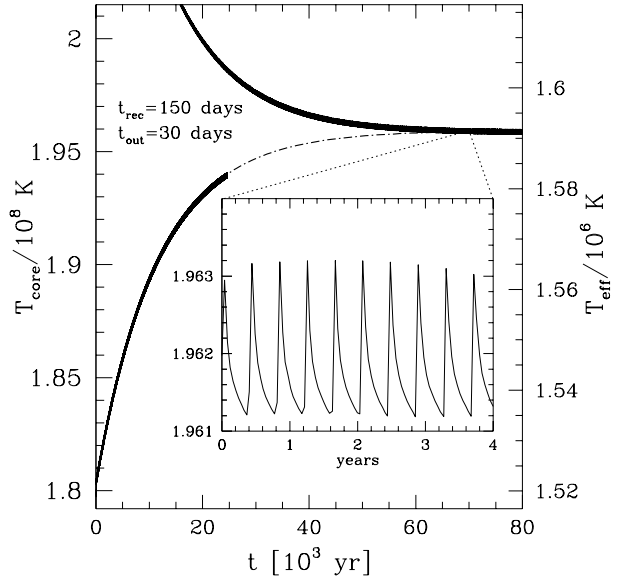


Fig. 2.— Redshifted core temperature T_{core} (10^8 K) vs time t soon after the onset of transient accretion, set at $t = 0$. The right scale reports the effective surface temperature as measured at infinity. The solid lines refer to a 1.4 M_{\odot} superfluid star with transient accretion, $\Delta M = 6 \times 10^{-11} M_{\odot}$, $t_{\text{rec}} = 150$ days, and $t_{\text{out}} = 30$ days. The upper curve shows the evolution from a hotter state that may result from an early phase of steady accretion, whereas the lower curve mimics a resurrecting accretion period following a phase of pure cooling. The thickness of the lines results from the rapid variations of the temperature due to accretion, as can be seen in the insert where T_{core} is plotted against time over a few cycles. The dot-dashed line shows the evolution of the same star with continuous accretion at $\langle \dot{M} \rangle = 1.46 \times 10^{-10} M_{\odot} \text{ yr}^{-1}$.

For this, we model the accretion rate $\dot{M}(t)$ (as measured at infinity) with a fast exponential rise, on a time scale t_{rise} , reaching a maximum \dot{M}_{max} followed by a power law decay of index $\alpha = 3$. Accretion is never turned off but becomes rapidly negligible in the decay phase. A new exponential rise recurs every t_{rec} . t_{rise} is set by the duration of the outburst phase $t_{\text{out}} (= 3t_{\text{rise}})$ which, for SXRTs is ~ 30 days long. The total accreted mass during one cycle, $\Delta M = 1.08 t_{\text{rise}} \dot{M}_{\text{max}}$, is the key parameter and is used to determine \dot{M}_{max} . We define the outburst luminosity (at infinity) L_{out} such that the fluence is $L_{\text{out}} t_{\text{out}} = \eta \Delta M c^2$ with an efficiency $\eta = 1 - e^{\phi}$ ($e^{\phi} = (1 - 2GM/Rc^2)^{1/2} \sim 0.15 - 0.30$ is the redshift factor). The time averaged accretion rate is $\langle \dot{M} \rangle = \Delta M / t_{\text{rec}}$.

We show in Fig. 2 an example of the heating (cooling) of an initially cold (hot) neutron star after the onset of intermittent accretion. It is compared with a model having constant accretion at a rate equal to $\langle \dot{M} \rangle$. As expected, the star reaches thermal equilibrium and does it on a very short time scale $\tau_{\text{equ}} \sim 10^4$ yr, much shorter than any binary evolution time, and, in particular, much shorter than the time necessary to replenish the crust with fresh non-catalyzed matter. The equilibration temperature is reached when the net injected heat is exactly balanced by the energy loss from the surface and/or from neutrino emission.

4. THE QUIESCENT LUMINOSITY

Our stars reach a hot equilibrium state and glow, in quiescence, at a luminosity L_q which varies with t_{rec} and ΔM , as illustrated in Fig. 3. The solid lines refer to models with $\Delta M = 6 \times 10^{-11} M_{\odot}$, compatible with that inferred for Aql X-1, 4U

1608-52, and Cen X-4. For a $1.4 M_{\odot}$ star we have also drawn the curve corresponding to a lower value of $\Delta M = 10^{-11} M_{\odot}$, that may describe the fainter transient SAX J1808.4. L_q depends crucially on whether fast neutrino emission in the inner core is allowed or inhibited, as illustrated in Fig. 3.

For slow cooling stars with superfluidity (upper solid lines ‘1.4sf’ and ‘1.6sf’), neutrino emission is totally suppressed and the luminosity is determined by balance of nuclear heating with photon cooling. When superfluidity is not included, these stars are slightly less luminous as there is a small leakage of neutrinos due to the inefficient modified Urca process; the difference is very small and we omit the results in the figure.

When fast neutrino emission is allowed (‘1.7sf’ and ‘1.8sf’ lines), the luminosity is much lower and the lowest L_q are obtained in the case neutrino emission is not affected by neutron pairing (‘1.8nsf’ case). In these fast cooling models the dependence of L_q on t_{rec} is much weaker than in the slow cooling cases since most of the heat deposited during an accretion cycle is rapidly lost into neutrinos. If T_c were very high at the center of even our most massive stars, then neutrino emission would be completely suppressed and the evolution of the superfluid $1.8 M_{\odot}$ star would be almost identical to the superfluid $1.4 M_{\odot}$ star. This is similar to what happens in cooling isolated neutron stars: the star’s temperature is almost entirely controlled by the value of T_c (Page & Applegate 1992). We explicitly choose a relatively low T_c at high density to allow heavier stars (1.7 and $1.8 M_{\odot}$ in our specific model) to have a qualitatively different behavior relative to the less massive ones.

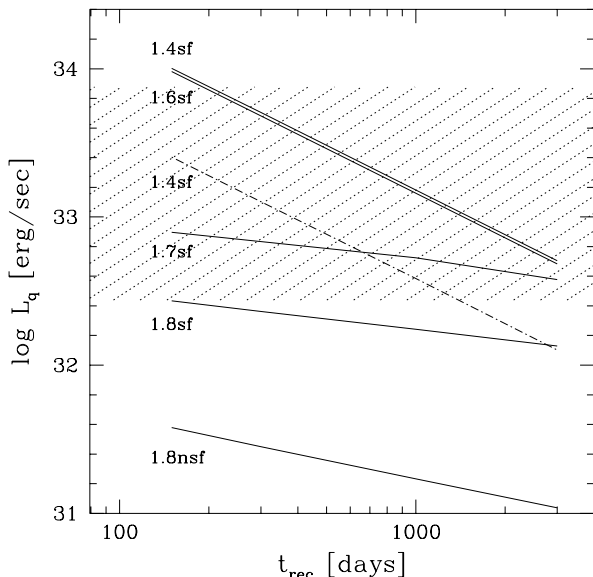


Fig. 3.— The (equilibrium) quiescent luminosity versus the recurrence time resulting from our numerical calculations. The dashed area covers the region of the observed luminosity in SXRTs. The solid lines refer to a star accreting $\Delta M = 6 \times 10^{-11} M_{\odot}$ in each cycle. They are labelled by the mass of the star (in solar masses) and the existence (sf) or nonexistence (nsf) of a superfluid phase. The dot-dashed line shows our results for a $1.4 M_{\odot}$ superfluid star loading $\Delta M = 10^{-11} M_{\odot}$ in each cycle.

5. COMPARISON WITH DATA

The most convenient quantity for comparison with data is the ratio \mathcal{R} of fluence in quiescence $L_q t_{\text{rec}}$ to fluence in outburst

$L_{\text{out}} t_{\text{out}} \sim \eta \Delta M c^2$ (BBR98). This gives us a direct measurement of the fraction f of the heat released in the crust during accretion which, stored in the stellar interior, slowly leaks out to the surface

$$\mathcal{R} = \frac{L_q t_{\text{rec}}}{L_{\text{out}} t_{\text{out}}} = f \frac{Q_{\text{nuc}}}{m_u c^2} \frac{e^{-\phi}}{\eta}. \quad (2)$$

Our exact cooling code computes L_q and thus predicts f . This is illustrated in Fig. 4 where we give model values for L_q/L_{out} against $t_{\text{rec}}/t_{\text{out}}$ and where we draw the theoretical line $f = 1$ of Eq. 2 for $1.4 M_{\odot}$ and $1.8 M_{\odot}$ stars. Our numerical results when neutrino emission is negligible (‘1.4sf’ solid line) are very close to the $f = 1$ line showing a heat storage efficiency almost independent of $t_{\text{rec}}/t_{\text{out}}$. The ratio L_q/L_{out} is dramatically reduced when direct Urca emission switches on, as in the core of our heavier stars (‘1.7sf’ and ‘1.8sf’ solid lines). In these cases, the heat storage efficiency decreases with decreasing $t_{\text{rec}}/t_{\text{out}}$ (along a line of given mass): the neutron star in a transient with shorter t_{rec} has a warmer core and an enhanced neutrino emissivity ($\propto T_{\text{core}}^6$) leading to a lower value of f .

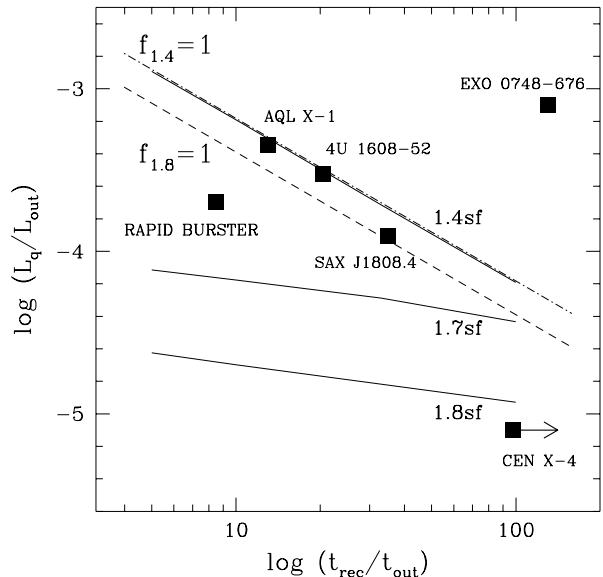


Fig. 4.— Quiescent to outburst luminosity ratio plotted versus the ratio of the recurrence time over the outburst time. Bold solid lines are the results of our numerical calculations as in Fig.3. The expected results for $f = 1$, see Eq. 2, are shown for our $1.4 M_{\odot}$ star (dashed-dot line) and $1.8 M_{\odot}$ star (dashed line). The filled squares represent the observed values.

Rutledge et al. (2000) analyzed the observation of five SXRTs, Aql X-1, Cen X-4, 4U 1608-52, EXO 0748-767, and the Rapid Burster, made during the periods of lowest emission. Fitting the spectra with the H atmospheric models of Zavlin et al (1996) they calculated the thermal luminosity L_q and the outburst time averaged luminosity L_{out} . All five systems display similar peak luminosities and outburst times. For the fainter source SAX J1808.4, we take $L_q = 2.5 \times 10^{32} \text{erg s}^{-1}$, $L_{\text{out}} = 10^{36} \text{erg s}^{-1}$, $t_{\text{out}} = 20$ days and $t_{\text{rec}} = 700$ days (Stella et al. 2000). Overlying all these observations in the diagram of Fig. 4, it appears remarkable that Aql X-1 and 4U 1608-52 stands just on the theoretical line constructed for $1.4 M_{\odot}$ (close also to $1.6 M_{\odot}$ as shown in Fig. 3). The Rapid Burster would fit the theory if its mass lies in an intermediate range with fast neutrino emission strongly controlled by pairing. Cen X-4 is adjacent to the

1.8 M_{\odot} model star results, having an $f_{1.8}$ of 0.18. Such a low efficiency means that about 80% of the deposited heat is not observed to flow back to the stellar surface: only a very efficient *UnRecorded Cooling Agent* such as the direct Urca process is able to provide such a strong energy drain. Note however that the ratio $t_{\text{rec}}/t_{\text{out}}$, for Cen X-4, could be underestimated as only two outbursts have been recorded, in 1969 and 1979. Thus, we can not exclude that Cen X-4 is close to the curve $f_{1.4} = 1$; this however requires a very large $t_{\text{rec}}/t_{\text{out}}$ of 1,000. Its low value of $L_{\text{q}}/L_{\text{out}}$ could alternatively indicate the presence of a not fully replaced crust. We here take the view that Cen X-4 is heavy.

Having calculated the upper theoretical bound on the efficiency of the rediffusion of the pycno-nuclear energy, we can interpret the peculiar behavior of EXO 0748-767 as due to an extra luminosity resulting from the gravitational energy released by a faint accretion and/or by the interaction of the infalling matter with the magnetosphere (BBR98).

Our results confirm the overall picture suggested by BBR98 in their parametric approach: the quiescent luminosity seen in SXRTs comes from the rediffusion toward the surface of the heat deposited in the core by the pycno-nuclear reactions triggered in the crust due to transient accretion.

6. WEIGHTING NEUTRON STARS AND PROBING SUPERFLUIDITY

We can now use the established link of f with mass, to infer properties of the star in a transient through the comparison with the data. The mass signature in the $L_{\text{q}}/L_{\text{out}}$ vs $t_{\text{rec}}/t_{\text{out}}$ plot is mainly determined by the state of the matter in the inner core of the neutron star. The ratio $L_{\text{q}}/L_{\text{out}}$ has a clear drop when the source mass is above the critical mass for fast neutrino emission M_{cr} , determined by the value of the pairing critical temperature T_{c} in the innermost core. The value of $M_{\text{cr}} = 1.65 M_{\odot}$ used here is model dependent, but combining future indepen-

dent measurements of the mass with the observed ratio $L_{\text{q}}/L_{\text{out}}$ will open the possibility of actually measuring the value of M_{cr} and/or also infer an upper limit on the critical pairing temperature T_{c} . Notice, however, that many other fast neutrino emission channels, beside the simplest nucleon direct Urca considered here, are possible and the constraints we could obtain about the value of T_{c} may then well refer to hyperon or quark pairing (Page et al. 2000).

Awaiting future independent mass measurements, we can discriminate between stars with masses close to the canonical value 1.35–1.40 M_{\odot} (Thorsett & Chakrabarty 1999) and more massive objects. In this context, the ratio $L_{\text{q}}/L_{\text{out}}$ of Cen X-4 can be explained if its neutron star is heavier, and even probably much heavier, than in the other observed SXRTs. In low mass binaries, the neutron star could have undergone a substantial mass load (0.1 to 0.5 M_{\odot}) while being spun up to very short periods. Observational evidence (Casares et al. 1998) and theoretical arguments (Stella & Vietri 1999; Possenti et al. 1999) can support this view.

Charting the temperature of the old hot neutron star in a soft X-ray transient is hence a valuable tool to investigate dense matter in neutron star cores which is complementary to the study of isolated young cooling neutron star. It moreover opens the possibility to study the interior of stars which can be more massive than the isolated ones.

We thank L. Bildsten, G. Pavlov and R. Rutledge for a critical reading of the manuscript and the Institute of Theoretical Physics at Santa Barbara for its hospitality during the last phase of this work. This work was supported by ASI contract at Milano, Conacyt (grant #27987E) and UNAM-DGAPA (grant #IN119998), a binational grant DFG (#444 - MEX - 1131410) Conacyt at AIP and UNAM, and the NSF under Grant # PHY94-07194 at the ITP (UCSB).

REFERENCES

- Baiko, D. A., & Yakovlev, D. G. 1995, *Astron. Lett.*, 21, 702
 Baldo, M., Elgaroy, O., Engvik, L., Hjorth-Jensen, M. & Schulze, H.-J. 1998, *Phys. Rev.*, C58, 1921
 Brown, E. F. 2000, *ApJ*, 531, 988
 Brown, E. F., Bildsten, L., & Rutledge, R. E. 1998, *ApJ*, 504, L95 (BBR98)
 Campana, S., Colpi, M., Mereghetti, S., Stella, L., & Tavani, M. 1998a, *A&A Rev.*, 8, 279
 Campana, S. et al. 1998b, *ApJ*, 499, L65
 Casares, J., Charles, P., & Kuulkers, E. 1998, *ApJ*, 493, L39
 Flowers, & Itoh, N. 1981, *ApJ*, 250, 750
 Fujimoto, M. Y., Hanawa, T., Iben, I., & Richardson, M. B. 1987, *ApJ*, 315, 198
 Haensel, P., & Zdunik, J. L. 1990a, *A&A*, 227, 431
 Haensel, P., & Zdunik, J. L. 1990b, *A&A*, 229, 117
 Itoh, N., Kohyama, Y., Matsumoto, M., & Seki, M. 1984, *ApJ*, 285, 758
 Itoh, N., Mitake, S., Iyetomi, H., & Ichimaru, S. 1983, *ApJ*, 273, 774
 Mitake, S., Ichimaru, S., & Itoh, N. 1984, *ApJ*, 277, 375
 Page, D. 1989, Ph.D. Dissertation, SUNY at Stony Brook
 Page, D. 1998, in *The Many Faces of Neutron Stars*, eds. A. Alpar, R. Buccheri, & J. van Paradijs (Dordrecht: Kluwer Academic Publishers), 539
 Page, D., & Applegate, J. H. 1992, *ApJ*, 394, L17
 Page, D., Prakash, M., Lattimer, J. M., & Steiner, A. 2000, *Phys. Rev. Lett.*, 85, 2048
 Possenti, A., Colpi, M., Geppert, U., Burderi, L., & D'Amico, N. 1999, *ApJS*, 125, 463
 Possenti, A., Colpi, M., Page, D., & Geppert, U. 2001, in *Evolution of Binary and Multiple Star Systems*, to appear in ASP Conf. Ser.
 Potekhin, A. Y., Chabrier, G., & Yakovlev, D. G. 1997, *A&A*, 323, 415
 Prakash, M., Ainsworth, T. L., & Lattimer, J. M. 1988, *Phys. Rev. Lett.*, 61, 2518
 Rutledge, R. E., Bildsten, L., Brown, E. F., Pavlov, G. G., & Zavlin, V. E. 1999, *ApJ*, 514, 945
 Rutledge, R. E., Bildsten, L., Brown, E. F., Pavlov, G. G., & Zavlin, V. E. 2000, *ApJ*, 529, 985
 Shapiro, S. L., & Teukolsky, S. A. 1983, *Black Holes, White Dwarfs, and Neutron Stars* (New York: Wiley-Interscience)
 Slattery, W. L., Doolen, G. D., & DeWitt, H. E. 1980, *Phys. Rev. A*21, 2087
 Stella, L., Campana, S., Colpi, M., Mereghetti, S., & Tavani, M. 1994, *ApJ*, 423, L47
 Stella, L., Campana, S., Mereghetti, S., Ricci, D., & Israel, G. L. 2000, *ApJ*, 537, L115
 Stella, L., & Vietri, M. 1999, *Phys. Rev. Lett.*, 82, 107
 Thorsett, S. E., & Chakrabarty, D. 1999, *ApJ*, 512, 288
 Yakovlev, D. G. 1987, *Sov. Astron.*, 31, 346
 Zavlin, V. E., Pavlov, G. G., & Shibano, Yu. A. 1996, *A&A*, 315, 141