

# Absolute Proper Motions of Open Clusters.

## I. Observational data

H. Baumgardt<sup>1</sup>, C. Dettbarn<sup>2</sup>, and R. Wielen<sup>2</sup>

<sup>1</sup> Department of Mathematics and Statistics, University of Edinburgh, Edinburgh EH9 3JZ, UK

<sup>2</sup> Astronomisches Rechen-Institut Heidelberg, Mönchhofstraße 12-14, D-69120 Heidelberg, Germany  
e-mail: holger@maths.ed.ac.uk

Received / Accepted

**Abstract.** Mean proper motions and parallaxes of 205 open clusters were determined from their member stars found in the Hipparcos Catalogue. 360 clusters were searched for possible members, excluding nearby clusters with distances  $D < 200$  pc. Members were selected using ground based information (photometry, radial velocity, proper motion, distance from the cluster centre) and information provided by Hipparcos (proper motion, parallax). Altogether 630 certain and 100 possible members were found. A comparison of the Hipparcos parallaxes with photometric distances of open clusters shows good agreement. The Hipparcos data confirm or reject the membership of several Cepheids in the studied clusters.

**Key words:** Galaxy: open clusters and associations: general – Astrometry – Stars: variables: Cepheids

### 1. Introduction

The aim of this work is to determine proper motions and parallaxes of open clusters using the Hipparcos Catalogue (ESA 1997). We will focus here on the more distant open clusters and try to find proper motions for all clusters with distances greater than  $D = 200$  pc. In combination with accurate photometric distances and radial velocities, the proper motions will provide valuable information on the kinematic parameters of the galactic rotation curve and the distance to the galactic centre. They are also useful to study the formation and evolution of the open cluster system. These questions will be addressed in a forthcoming paper. The present paper provides the observational database for these studies.

Stars in open clusters were searched and proposed by Wielen & Dettbarn (1985) and selected by a specific working group within the INCA Consortium during the creation of the Hipparcos Input Catalogue. However, the Hipparcos Catalogue may contain additional cluster stars not selected by this working group: First, there may exist

bright cluster stars that have so far not been studied at all or were studied in detail only after the creation of the Hipparcos Input Catalogue. Such stars could have entered the Hipparcos Catalogue as part of the all sky survey. In addition, cluster stars may have been proposed by other research groups if they are of astrophysical interest.

It therefore seemed appropriate to perform a new search for stars in open clusters. Sections 2 and 3 describe the selection of the open clusters and the search for Hipparcos stars in the cluster fields.

Section 4 describes the way in which cluster members were identified among the candidates and the next section describes how the mean astrometric parameters of the clusters were determined. Section 6 lists the classification of the Hipparcos stars and presents the mean astrometric parameters of the open clusters. Two applications of the astrometric parameters are also described in this section: First, we compare the Hipparcos parallaxes with the photometric parallaxes of the open clusters to check for systematic errors in both methods. Second we use the proper motions of the open clusters to check the membership of several Cepheids. Section 7 summarises our results.

### 2. Cluster selection

The basic data of the open clusters (positions, distances, magnitudes of brightest stars) were taken from the catalogue of Lyngå (1987). 1151 open clusters are listed in his catalogue, most of which however are too faint for Hipparcos. We therefore removed all clusters that have never been studied at all, since they are presumably very faint and even if they contain stars bright enough for Hipparcos, there is no information available to identify them as members. In addition, we omitted clusters where, according to Lyngå (1987), brightest members are fainter than  $V = 12$  mag, since it is very unlikely that they contain Hipparcos stars. Nearby clusters with distances  $D < 200$  pc were also omitted from our analysis. This was done because they have large angular diameters, so that the assumption of a common proper motion of all cluster stars is not valid

for them. They require a different kind of analysis (for example convergent point methods like in Perryman et al. 1998), which is beyond the scope of the present paper. Nearby clusters not discussed here include the Hyades, Pleiades, Coma Ber, IC 2391, IC 2602,  $\alpha$  Persei Cluster, Praesepe (NGC 2632) and the UMA Star Cluster. Hipparcos results for most of them can already be found in the literature (Perryman et al. 1998, van Leeuwen 1999, Robichon et al. 1999). Our final list contained 360 clusters which may have members in the Hipparcos Catalogue.

We note that Lyngå (1987) lists two additional clusters with distances less than 200 pc (Col 399, Upg 1), but Baumgardt (1998) has recently shown on the basis of proper motions from the Hipparcos and ACT (Urban et al. 1997) catalogues that they do not exist at all. We finally note that Platais et al. (1998) found several new cluster candidates in the Hipparcos Catalogue, but most of them require further study to confirm their reality.

### 3. Member search

Stars can only be gravitationally bound to a star cluster if they are located inside its tidal radius. If a star cluster is seen from outside, this corresponds to a spherical region on the sky inside which stars must lie in order to be bound to the cluster. To find the members, we therefore took a rough estimate for the tidal radius (we assumed 12 pc, the tidal radius for a 1000  $M_{\odot}$  star cluster in the solar neighbourhood), the cluster distance from Lyngå (1987), and calculated the angular diameters of these regions. They were then searched for Hipparcos stars and 2900 stars were found altogether.

### 4. Member selection

The crucial part in the determination of the mean astrometric parameters of star clusters is the proper separation of members and non-members. This is especially important in the present case since we will typically have only a few stars per cluster (sometimes only one star), so that a single misclassified field star can already influence our final solution considerably. Since the information provided by Hipparcos is not sufficient to separate the cluster members from the field stars, we had to judge the membership by combining Hipparcos data with information provided by ground based studies. These include:

- Photometry and spectroscopy
- Proper motions
- Radial velocities
- Parallaxes
- Angular distances from the cluster centres

The following paragraphs will illustrate this approach.

#### 4.1. Photometry and spectroscopy

Multicolour photometry and spectroscopy were our main criteria for the membership determination due to the fact that they are available for most stars and rule out membership for many of them. We performed a literature search for each cluster and noted the classification of our candidates in the various studies. We did not examine the membership on our own, since in most photometric studies the data was already carefully analysed by the authors themselves.

#### 4.2. Proper motions

The main proper motion source is the Hipparcos Catalogue itself. If the proper motion of a cluster is already known from a few certain members in the Hipparcos Catalogue, it is possible to check the membership of the remaining stars with the proper motion of the cluster: New members are expected to have proper motions in agreement with the known members. However, the majority of our clusters do not have proper motions which clearly separate them from the field stars, therefore a matching proper motion in the Hipparcos Catalogue is a necessary but not a sufficient criterion for cluster membership.

In some cases we combined the Hipparcos proper motions with proper motions of additional members found in the TRC Catalogue (Høg et al. 1998). This was done for clusters where we could find no common motion among the Hipparcos stars or where only one member could be found in Hipparcos and we regarded it necessary to check its membership further. We also checked our proper motions against proper motions derived by Glushkova et al. (1999) from the TRC Catalogue.

Ground based proper motions were also used for the member determination. They are available for about 40 of the studied clusters. Ground based proper motions have generally the same or an even higher accuracy than the Hipparcos proper motions. Unfortunately, since they are not on the Hipparcos system, they cannot be directly compared with Hipparcos. Due to their accuracy, they were nevertheless a powerful tool to eliminate field stars from our sample.

#### 4.3. Radial velocities

High precision radial velocities are best suited to distinguish between members and non-members. Since they are available for relatively few stars only, their application is limited to a small number of clusters. They nevertheless give valuable information, since the studied stars are often giants or variable stars for which photometry and spectroscopy are of limited use.

#### 4.4. Parallaxes

Parallaxes are provided by the Hipparcos satellite. They put tight limits to the distances of nearby stars, but get less and less accurate the further the star is away. For most clusters they were able to eliminate a few foreground stars, but the majority of the field stars have parallaxes which would be compatible with the assumption of a cluster membership.

#### 4.5. Angular distance from the cluster centre

While the surface density of a star cluster drops from the inner to the outer parts, the density of the background remains essentially constant. Thus, a star seen close to the cluster centre is more likely a member than a star near the tidal radius. The angular distance therefore gives some hints for the classification of stars.

Our final classification was made by taking into account all the information we could get. Stars were divided into three categories (members, possible members and non-members) according on how well they fulfilled the membership criteria.

### 5. Determination of the mean astrometric parameters

We neglected perspective effects and assumed that all cluster stars have similar proper motions and parallaxes. This is justified by the large distances and resulting small angular diameters of the clusters studied. Due to the large distances the internal motions of the cluster stars can also be neglected.

Stars included in the Double and Multiple Systems Annex of the Hipparcos Catalogue, i.e. with C,G,V,O or X entries in field H59, were not used to derive the mean astrometric parameters, since the astrometric solution derived by Hipparcos is affected by the binary nature of these stars, as described in Robichon et al. (1999).

The mean astrometric parameters were kindly calculated for us by Floor van Leeuwen. For clusters containing more than one star, he used the method described in van Leeuwen & Evans (1998) to calculate the mean astrometric parameters. This method takes into account the correlations that exist between the abscissae residuals of Hipparcos stars measured on the same reference great circles. These correlations increase with decreasing angular separation and are important in our case due to the small angular diameters of the clusters studied. No such correlations exist for clusters containing only one star, so we took the solution for these clusters directly from the solution given for the single member in the Hipparcos Catalogue.

Alternatively, we also calculated the astrometric parameters without taking small-scale correlations into account. This was done to estimate the influence of these correlations. For that purpose, the cluster solutions were

obtained from the member stars by taking the mean of their Hipparcos solutions.

### 6. Results

For 140 clusters no members could be found in the Hipparcos Catalogue. In the remaining 205 clusters, we found altogether 630 certain and 130 possible members. They are listed in Table 1 together with some non-members. The majority of non-members were never supposed to be cluster stars since they have colours, magnitudes and angular distances that clearly rule out their membership. In order to keep Table 1 short, we therefore list only non-members which could be found in the 'Database for Galactic Open Clusters' (BDA) by Mermilliod (1995). These stars are presumably much closer to the cluster centre than the majority of non-members and many of them were previously thought to be members.

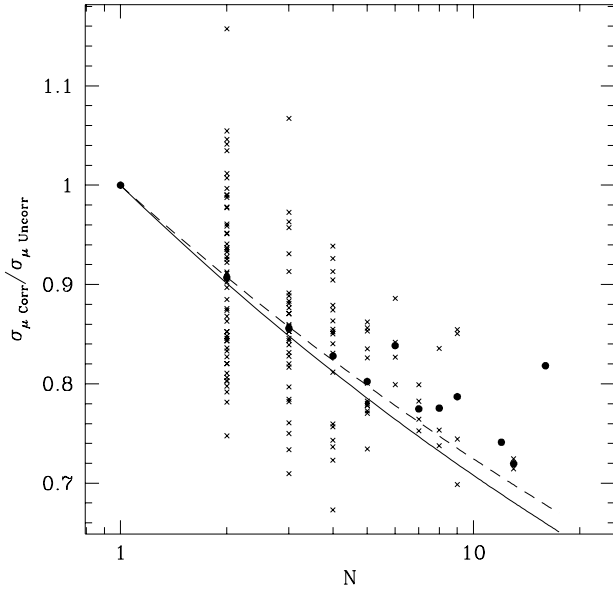
Column 8 of Table 1 gives a membership probability derived from the proper motions. It was calculated as follows: If a star was not used to calculate the mean cluster motion, we took the difference  $x$  between the proper motion of the cluster (taken from Table 2) and the star and calculated the product of this difference with the sum  $\Sigma$  of the covariance matrices of the star and the cluster according to:

$$c = x' \Sigma^{-1} x \quad . \quad (1)$$

The dimensionless number  $c$  was then transformed into a membership probability under the assumption that it is distributed like a chi-square distribution with two degrees of freedom. If a star was used for the derivation of the mean cluster motion, we first calculated a solution for the cluster without using the star in question and compared the proper motion of the star with this new solution.

Most non-members were classified as such due to their large proper motion differences relative to the mean cluster motion. The remaining stars that were classified as non-members were either too far away from the cluster centre to be bound or had a photometry which was incompatible with the assumption of cluster membership. Possible members with a high probability for membership are often not well-studied, outlying stars. They may be members according to their proper motion and photometry.

Table 2 presents our final solution for the astrometric cluster parameters, determined as outlined in section 5. The unit weight standard deviations show some scatter around the theoretical value of one. This is caused by the small number of stars available for most clusters. The mean over all clusters that contain at least two stars is 1.01, which is very close to the theoretical value. We note that the unit weight standard deviations are generally smaller than one for clusters with more than 5 stars in the astrometric parameter determination. Since the correlations of the abscissae residuals become more important

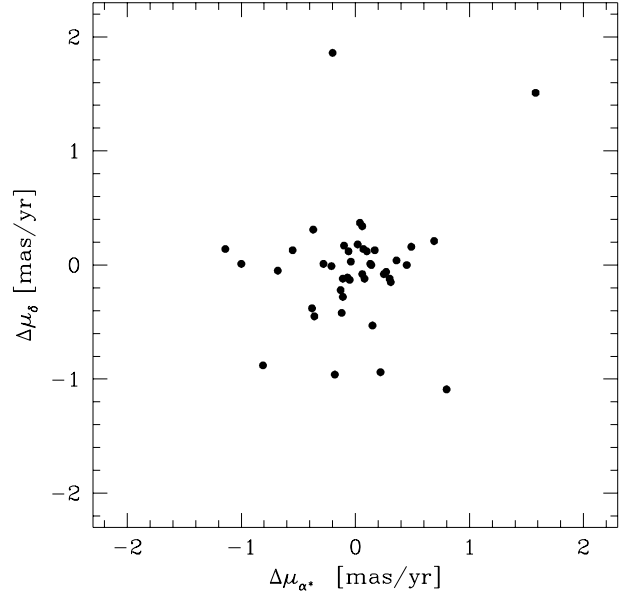


**Fig. 1.** Proper motion errors derived by taking small-scale correlations into account compared to the uncorrelated solution as a function of the number of cluster stars  $N$ . The crosses show individual clusters, the dots mark the mean values for a given  $N$ . The solid line shows a dependence proportional to  $N^{-0.15}$  (exponent derived from Lindegren 1988), the dashed line shows one proportional to  $N^{-0.14}$ .

for clusters containing many stars, this may indicate that these correlations were slightly overestimated when the mean values were calculated. If the small-scale correlations are not taken into account, we obtain a mean unit weight standard deviation of 0.97 for all clusters, which is also very close to the theoretical value of one.

Figure 1 compares the errors obtained by taking small-scale correlations into account with the errors of the uncorrelated solution. Shown is the ratio of the sums  $\sigma_{\mu} = \sqrt{\sigma_{\mu\alpha}^2 + \sigma_{\mu\delta}^2}$  as a function of the number of cluster stars  $N$ . If a cluster contains only one star, this ratio must be unity, since both solutions are taken directly from Hipparcos. For clusters with more than one star, the mean error should be proportional to  $N^{-0.5}$  in the uncorrelated case. For the correlated case, Lindegren (1988) estimated an  $N^{-0.35}$  dependence, so the ratio of the errors should be proportional to  $N^{-0.15}$ . Clusters containing less than 6 Hipparcos stars are best fitted by a  $N^{-0.14}$  law, very close to the expected value. An  $N^{-0.36}$  decrease can therefore be taken as a rule of thumb to estimate the errors of the astrometric parameters for correlated measurements in Hipparcos.

Robichon et al. (1999) determined absolute proper motions and parallaxes of all clusters that are closer than 300 pc or have more than 4 members in the Hipparcos Catalogue. Figure 2 compares our proper motions with theirs for the clusters in common. Although they also use the Hipparcos Catalogue and a similar method to derive the



**Fig. 2.** Plot of the proper motions derived in this work minus the proper motions from Robichon et al. (1999) for the clusters in common.

proper motions, the final results differ by typically 0.5 mas/yr, which is of the same order as the quoted errors. The differences are due to differences in the stars selected as cluster members and slight differences in the abscissae formal errors and correlations that are used in the methods of Robichon et al. (1999) and van Leeuwen & Evans (1998).

### 6.1. Comparison of the Hipparcos parallaxes with photometric distances

Loktin et al. (1994, 1997) and Dambis (1999) have determined distances and ages of open clusters on the basis of published photometry. Their data represent large and homogeneous parameter sets. With the help of the Hipparcos parallaxes, we can check for global errors  $f$  in their distance scales:

$$R_{Phot} = f \cdot R_{True} . \quad (2)$$

Such errors can be detected with a test similar to that used by Feast & Catchpole (1997): The (true) distance of a cluster is connected with the cluster parallax  $\pi$  through the equation

$$\pi = 1/R_{True} , \quad (3)$$

so that an estimate for  $f$  can be obtained by inserting equation 3 into 2:

$$f = 0.001 \pi_{Hip} R_{Phot} . \quad (4)$$

Here the Hipparcos parallax  $\pi_{Hip}$  is measured in mas and the photometric distance is in parsecs. The mean over all clusters was taken to derive  $f$ :

$$\langle f \rangle = \frac{\sum \frac{f_i}{\sigma_i^2}}{\sum \frac{1}{\sigma_i^2}} \quad (5)$$

The errors  $\sigma_i$  on the right-hand side are a combination of the errors in the Hipparcos parallaxes and the (random) errors in the photometric distances to individual clusters, taken to be 10% for the Loktin sample. Since the error estimate of the photometric distance is done with the observed distance and not with the true one, the above test leads to a slightly biased estimate for  $f$ . Monte-Carlo simulations show that this bias remains small as long as the errors in the photometric distances are not of the order of 40% or larger.

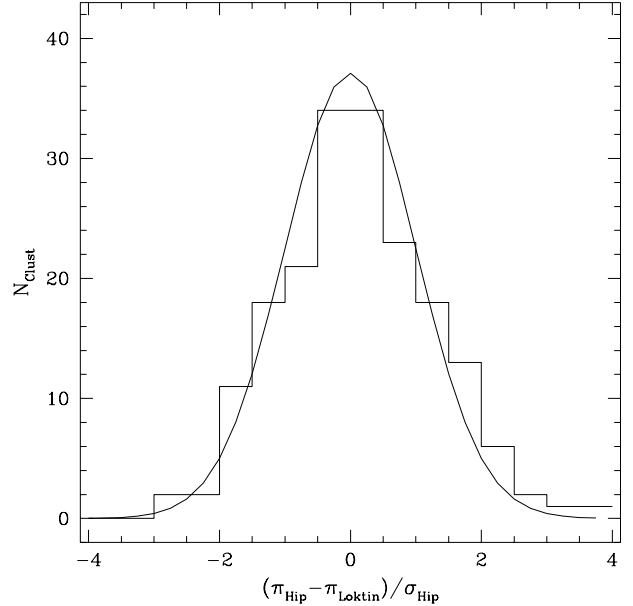
From 186 clusters in common between Loktin et al. (1997) and this work, we derive a correction of  $f = 1.12 \pm 0.05$  to their distance scale, i.e. their distances should be decreased by 12 %. Part of this decrease may be explained by the fact that Loktin et al. assumed an Hyades distance modulus of  $(M - m)_0 = 3.42$ , which is too large since the Hipparcos data indicate  $(M - m)_0 = 3.33$  (Perryman et al. 1998). The errors in the photometric distances of Dambis (1999) are taken from their work. From 117 clusters in common, we obtain a correction factor of  $f = 0.99 \pm 0.06$ . Their overall distance scale is therefore in very good agreement with Hipparcos.

Using the test of Arenou & Luri (1999), we can also check the parallax errors in the Hipparcos Catalogue: the difference  $\Delta\pi$  between the Hipparcos parallax and the photometric parallax  $\pi_{Phot} = 1/R_{Phot}$

$$\Delta\pi = \pi_{Hip} - \pi_{Phot} \quad (6)$$

is mainly caused by the error in the Hipparcos parallax, since the errors in the photometric parallaxes are only of the order of 0.1 mas. If the errors in the Hipparcos Catalogue are normally distributed and show no correlations other than those that were already accounted for in section 5, the ratio of  $\Delta\pi/\sigma_{Hip}$  should also be normally distributed.

Figure 3 shows the distribution of  $\Delta\pi/\sigma_{Hip}$  for the Loktin et al. distances. A normal distribution provides a very good fit to the data. Narayanan & Gould (1999) proposed correlated errors extending over angular scales of 2 to 3 degrees and with amplitudes of up to 2 mas in the Hipparcos parallaxes as the reason for the discrepancy between recent photometric distances and the Hipparcos distance to the Pleiades. Our clusters have small angular sizes and would be effected by such errors as a whole. If they exist in the entire Hipparcos Catalogue, such errors would significantly broaden the cluster distribution in Figure 3 (note that typical parallax errors of our clusters are only 0.5 mas). Since such a broadening is not observed we can rule out correlated errors with amplitudes of more than a



**Fig. 3.** Histogram of the normalised differences  $(\pi_{Hip} - \pi_{Loktin})/\sigma_{Hip}$ . A gaussian provides a very good fit to the data. Correlated errors of the order of 0.5 mas or larger would significantly broaden the observed distribution and can therefore be ruled out.

few tenths of a mas for the vast majority of our clusters. A similar conclusion was drawn by Arenou & Luri (1999). We confirm their results with a larger database. We finally note that a similar result is obtained if the distances of Dambis (1999) are used.

### 6.2. Cepheids in Open Clusters

The Hipparcos proper motions (and to a lesser degree also the parallaxes) confirm or reject the cluster membership of stars which are of astrophysical interest, like e.g. Wolf-Rayet stars, red giants and various types of variable stars. This may help to better define their physical parameters. As an example, we discuss the membership of Cepheids in our clusters.

11 Cepheids are included in Table 1. Many of them are the only Hipparcos star in their cluster, so our classification is entirely based on results found in the literature. Eight Cepheids are in clusters with two or more members (see Table 3 and Figure 4).

The membership of U Sgr (HIP 90836) in IC 4725 and of S Nor (HIP 79932) in NGC 6087 was already discussed by Lyngå and Lindegren (1998) on the basis of the Hipparcos data. We confirm the cluster membership of both Cepheids. DL Cas (HIP 2347) is a highly probable member of NGC 129 on the basis of its photometry (Turner et al. 1992), radial velocity (Mermilliod et al. 1987) and proper motion (Lenham & Franz 1961). The Hipparcos data confirm these results: From two cluster members in the Hipparcos Catalogue we derive a cluster motion which

gives a membership probability of 34% for DL Cas. The Cepheid is therefore very likely a cluster member.

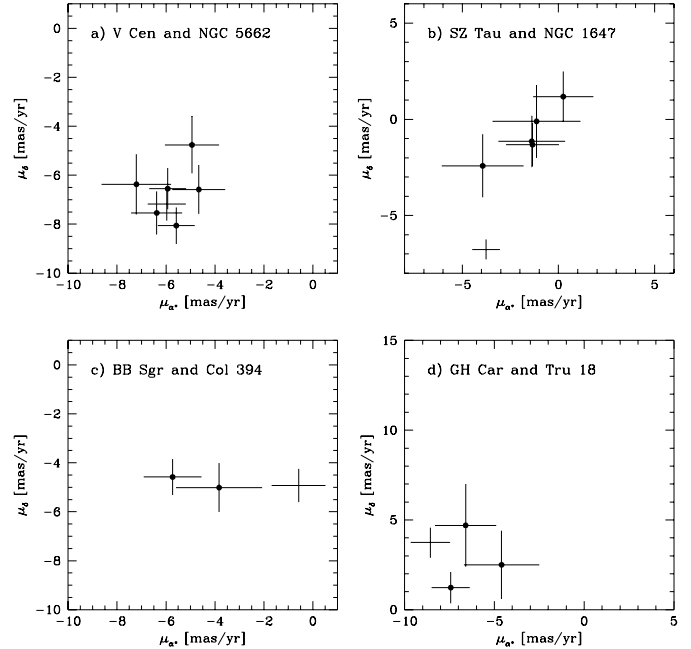
V Cen (HIP 71116) is a member of NGC 5662 according to Claria et al. (1991). Figure 4a) shows the proper motions of the Cepheid and the other cluster stars. The agreement is excellent and the Cepheid has a high membership probability of 90%. We conclude that it is a member of NGC 5662.

The membership of SZ Tau (HIP 21517) in NGC 1647 was proposed by Efremov (1964a, 1964b) and confirmed by Turner (1992) on the basis of *UBV* photometry and spectroscopy. Geffert et al. (1996), based on proper motions from photographic plates, denied the cluster membership of the Cepheid. We could find five members of NGC 1647 (three certain, two possible) in the Hipparcos Catalogue. Their mean proper motion differs significantly from the motion of the Cepheid and rules out its membership. Despite a rough agreement in the radial velocities of the cluster and the Cepheid (see the discussion in Turner 1992), we conclude that SZ Tau is not a member of NGC 1647.

EV Sct (HIP 91239) and Y Sct (HIP 91366) are possible members of NGC 6664. The membership of EV Sct is well established by its radial velocity (Mermilliod et al. 1987). The membership of Y Sct is also very likely since its mean radial velocity of  $\gamma = 17.8$  km/sec (Moffett & Barnes 1987) is in good agreement to the mean cluster velocity of  $r_v = 17.8 \pm 0.2$  km/sec given by Mermilliod et al. (1987). The Hipparcos data is in agreement with the radial velocities, since both Cepheids have high membership probabilities of 81.8 %. The cluster motion is however not very well established since the two Cepheids are the only cluster members in the Hipparcos Catalogue.

The situation is less clear for the Cepheids BB Sgr (HIP 92491) and GH Car (HIP 54621). BB Sgr was proposed to be a coronal member of Col 394 by Tsarevsky et al. (1966). Its membership was later confirmed by Turner & Pedreros (1985) on the basis of *UBVRI* photometry and by Gieren et al. (1998) on the basis of new calibrations of the surface brightness (Barnes-Evans) method. The Hipparcos data are inconclusive. Two Hipparcos members give a low membership probability of 2.7% for BB Sgr, which is not completely inconsistent with the assumption of a cluster membership. If additional members from the TRC Catalogue are taken into account, the membership probability of BB Sgr drops to below 0.1%, raising serious doubts on its cluster membership. We note here that the relative proper motion of the Cepheid is pointing towards the cluster, which advocates against a common origin of both. Given also the large angular distance from the cluster centre, we conclude that BB Sgr is unlikely to be a member of Col 394.

GH Car is a member of Tru 18 according to Vazquez & Feinstein (1990). From three stars in the Hipparcos and TRC catalogues (1 from Hipparcos, 2 from the TRC Catalogue), we derive a mean proper motion of  $(\mu_{\alpha*}/\mu_{\delta}) =$



**Fig. 4.** Proper motions of Cepheids in clusters with at least two other Hipparcos members, see Table 4. Not shown are U Sgr in IC 4725 and S Nor in NGC 6087, which were already discussed by Lyngå and Lindegren (1998), and EV Sct and Y Sct in NGC 6664. Cluster stars are shown by filled circles, Cepheids without symbols.

$(-6.79 \pm 0.83/1.79 \pm 0.75)$  mas/yr for the cluster. This gives a relatively low membership probability of 10% for GH Car. However, there is a discrepancy in the photometric distances: From their *UBVRI*-photometry, Vazquez & Feinstein (1990) found a cluster distance of  $D = 1550$  pc. The Cepheid seems to be located further away, since the PL-relation of Feast & Catchpole (1997) gives an absolute magnitude of  $M_V = -3.55$  and a distance of  $D = 2313$  pc assuming that the period, mean *V* magnitude and reddening of GH Car are given by  $P = 5.72557$  d,  $\langle V \rangle = 9.17$  mag and  $E(B - V) = 0.29$  mag (Vazquez & Feinstein 1990). GH Car is probably not physically related to Tru 18. Radial velocities would help to confirm our conclusions concerning the last two Cepheids.

## 7. Summary

The proper motions and parallaxes of 205 open clusters were determined from 630 certain and 100 possible members found in the Hipparcos Catalogue. A comparison of the parallaxes with photometric distances from Loktin et al. (1997) argues for a decrease of the photometric distance scale by  $12\% \pm 6\%$ , while the distance scale of Dambis (1999) is in good agreement with Hipparcos. No evidence for unaccounted small-scale correlated errors in the Hipparcos Catalogue is found by these comparisons. It therefore seems unlikely that such errors can explain the discrepancy between the Hipparcos parallax and photo-

**Table 3.** Proper motions of Cepheids and open clusters. The proper motions of the clusters are calculated without taking the motions of the Cepheids into account. The constants  $c$  were calculated according to eq. 1 and the membership probabilities in col. 12 were derived under the assumption that  $c$  is distributed like a chi-square distribution with two degrees of freedom.

Cepheid	Cluster	Proper motion Cepheid				Proper motion Cluster				$c$	Mem. Prob.	Hipparcos stars used to calculate the proper motion of the cluster
		$\mu_{\alpha*}$ [mas /yr]	$\sigma_{\mu}$	$\mu_{\delta}$ [mas /yr]	$\sigma_{\mu}$	$\mu_{\alpha*}$ [mas /yr]	$\sigma_{\mu}$	$\mu_{\delta}$ [mas /yr]	$\sigma_{\mu}$			
U Sgr	IC 4725	-4.15	0.94	-6.05	0.70	-1.68	0.87	-6.39	0.62	3.83	14.7	90801, 90900
S Nor	NGC 6087	-1.10	0.77	-1.20	0.70	-1.67	0.71	-1.60	0.66	0.51	77.3	79891, 79907, 79973
DL Cas	NGC 129	-0.75	1.05	-1.38	0.73	-2.67	0.94	-1.85	0.65	2.16	33.9	2354, 2382
V Cen	NGC 5662	-5.97	0.78	-7.18	0.67	-5.60	0.50	-7.33	0.51	0.21	90.0	71163, 71326, 71334, 71378, 71397, 71398
SZ Tau	NGC 1647	-3.76	0.72	-6.77	0.52	-1.37	0.97	-1.02	0.77	41.6	0.0	21875, 22112, 22161, 22185, 22211
EV Sct	NGC 6664	1.16	2.31	-2.84	1.73	-0.63	1.65	-2.20	1.29	0.49	81.8	91366
Y Sct	NGC 6664	-0.63	1.65	-2.20	1.29	1.16	2.31	-2.84	1.73	0.49	81.8	91239
BB Sgr	Col 394	-0.58	1.10	-4.93	0.68	-4.80	1.12	-4.78	0.69	7.23	2.7	92505, 92650
BB Sgr	Col 394	-0.58	1.10	-4.93	0.68	-4.79	0.44	-6.22	0.37	15.43	0.0	92505, 92650, 1,6,12,22,26,27,28,33, 52,53,55,57,58,59,60,62,63,66,67,76
GH Car	Tru 18	-8.56	1.08	3.74	0.84	-6.79	0.83	1.79	0.75	4.68	9.6	54668, 11, 16

Notes: Col 394: The numbers of the TRC stars in column 13 are taken from Claria et al. (1991). Tru 18: The numbers of the two TRC stars are from Vazquez & Feinstein (1990).

metric distance estimates of the Pleiades as proposed by Narayanan & Gould (1999).

With the help of the Hipparcos proper motions, we can confirm the membership of the Cepheids U Sgr in IC 4725, S Nor in NGC 6087, DL Cas in NGC 129 and V Cen in NGC 5662 and can reject the membership of SZ Tau in NGC 1647. The improved membership information may lead to better estimates for the absolute magnitudes of Cepheids.

*Acknowledgements.* We are grateful to Floor van Leeuwen for calculating the correlated solutions of the astrometric parameters of the open clusters for us. We acknowledge the help of Elena Glushkova and Alexander Loktin who send us their data prior to publication. We also thank Sabine Frink and an anonymous referee for making suggestions which improved the paper. Extensive use has been made of the Simbad and BDA databases. HB is supported by the Sonderforschungsbereich 328 Entwicklung von Galaxien.

## References

- Amieux G., Burnage R., 1981, A&AS 44, 101  
Arenou F., Luri X., 1999, in *Harmonizing Cosmic Distance Scales in a Post-Hipparcos Era*, eds. D. Egret & A. Heck, ASP Conf. Series 167, p. 13  
Balona L.A., Laney C.D., 1995, MNRAS 277, 250  
Baumgardt H., 1998, A&A 340, 402  
Becker W., 1963, ZA 57, 128  
Claria J.J., 1977a, PASP 89, 803  
Claria J.J., 1977b, A&AS 27, 145  
Claria J.J., Lapasset E., Bosio M.A., 1991, MNRAS 249, 193  
Dambis A., 1999, Astronomy Letters 25, 10  
Eggen O.J., 1983, AJ 88, 197  
Efremov Y.N., 1964a, Peremennye Zvezdy 15, 242  
Efremov Y.N., 1964b, Astron. Tsirk. 292, 3  
ESA, 1997, The Hipparcos and Tycho Catalogues, SP-1200  
Feast M.W., Catchpole R.M., 1997, MNRAS, 286, L1  
Feinstein A., Vázquez R.A., 1989, A&AS 77, 321  
Fitzgerald M.P., Moffat A.F.J., 1975, A&AS 20, 289  
Forte J.C., 1976, A&AS 25, 271  
Geffert M. et al., 1996, A&AS 118, 277  
Gieren W.P., Fouqué P., Gómez M., 1998, ApJ 496, 17  
Glushkova E.V., 1999, private communication  
Glushkova E.V., Rastorguev A.S., 1991, SvAL 17, 13  
Havlen R.J., 1976, A&A 50, 227  
Hobbs R.W., 1961, AJ 66, 517  
Høg E. et al., 1998, A&A 335, 65  
Jenkner H., Maitzen H.M., 1987, A&AS 71, 255  
Johnson H.L., 1961, Low. OB 5, 133  
King D.S., 1981, Syd. Obs. Papers 89  
Lee P.D., Perry C.L., 1971, AJ 76,464  
van Leeuwen F., 1999, A&A 341, L71  
van Leeuwen F., Evans D.W., 1998, A&AS 130, 157  
Lenham A.P., Franz O.G., 1961, AJ 66, 16  
Lindgren L., 1988, in *Proceedings of a colloquium on the European Astrometry Satellite Hipparcos - Scientific aspects of the Input Catalogue Preparation II*, eds. J. Torra, C. Turon & A. Blaauw, p. 179  
Lindoff U., 1968, Ark. Astron. 5, 63  
Lindoff U., 1973, A&AS 9, 229  
Liu T., Janes K.A., Bania T.M., 1991, AJ 102, 1103  
Loden L.O., 1965, ApJ 141, 668  
Loden L.O., 1966, Ark. Astron. 4, N5  
Loktin A., Matkin N., 1994, Astron. Astrophys. Trans. 4, 153  
Loktin A., Zakharova P., Gerasimenko T., Malisheva L., 1997, Balt. Ast. 6, 316  
Lyngå G., 1987, Lund Catalogue of Open Cluster Data, 5th ed., Stellar Data Centre (Observatoire de Strasbourg, France)  
Lyngå G., Lindgren L., 1998, NewA 3, 121  
Maitzen H.M., Seggewiss W., Tüeg H., 1981, A&A 96, 174  
McNamara B.J., Hack W.J., Olson R.W., Mathieu R.D., 1989, AJ 97, 1427

- Mermilliod J.C., Mayor M., Burki G., 1987, A&AS 70, 389
- Mermilliod J.-C., 1995, in *Information and On-Line Data in Astronomy*, eds. D. Egret & M.A. Albrecht, (Kluwer Academic Press, Dordrecht), p. 127
- Moffat A.F.J., Vogt N., 1973, A&AS 10, 135
- Moffat A.F.J., Vogt N., 1975, A&AS 20, 125
- Moffett T.J., Barnes III T.G., 1987, PASP 99, 1206
- Narayanan V.K., Gould A., 1999, ApJ 523, 328
- Peña J.H., Peniche R., 1994, RMxAA 29, 125
- Perry C.L., 1973 in *Spectral Classification and Multicolour Photometry*, IAU Symposium 50, eds. C. Fehrenbach & B.E. Westerlund, p. 192
- Perry C.L., Hill G., Christodoulou D.M., 1991, A&AS 90, 195
- Perryman M.A.C. et al., 1998, A&A 331, 81
- Platais I., Kozhurina-Platais V., Barnes S., Horch E.P., 1996, BAAS 28, 822
- Platais I., Kozhurina-Platais V., van Leeuwen F., 1998, AJ 116, 2423
- Prosser C.F., 1993, AJ 105, 1441
- Robichon N., Arenou F., Mermilliod J.-C., Turon C., 1999, A&A 345, 471
- Röser S., Bastian U., 1994, A&A 285, 875
- Ruciński S.M., 1987, PASP 99, 487
- Schmidt-Kaler T., 1961, ZA 53, 1
- Sher D., 1965, MNRAS, 129, 237
- Stone R.C., 1977, A&A 54, 803
- Svolopoulos S.N., 1961, ApJ 134, 612
- Tsarevsky G.S., Ureche V., Efremov Y.N., 1966, Astron. Tsirk. 367, 1
- Turner D.G., 1992, AJ 104, 1865
- Turner D.G., 1976, AJ 81, 1125
- Turner D.G., Forbes D., Pedreros M., 1992, AJ 104, 1132
- Turner D.G., Pedreros M., 1985, AJ 90, 1231
- Urban S.E., Corbin T.E., Wycoff G.L., 1997, U.S. Naval Observatory, Washington D.C.
- Vazquez R.A., Feinstein A., 1990, A&AS 86, 209
- Williams P.M., 1978, MNRAS 183, 49
- Wielen R., Dettbarn C., 1985, in *Colloquium on The European Astrometry Satellite HIPPARCOS. Scientific Aspects of the Input Catalogue preparation.*, eds. T.D. Guyenne & J. Hunt, p. 145



**Table 1.** Hipparcos stars in the fields of open clusters

Cluster	HIP No.	BDA No.	Mem. Stat.	Prob [%]	Cluster	HIP No.	BDA No.	Mem. Stat.	Prob [%]	Cluster	HIP No.	BDA No.	Mem. Stat.	Prob [%]
BER59	40		PM *	84.5	COL132	34954	4	M	16.3	COL394	92505		M	66.7
	139		PM	24.5		34964	10	NM	0.0		92650	2	M	66.7
	172		M	24.5		35014	12	NM	1.1		COL463	7878	36	M
BER86	100214	218	M	25.8		35017	6	NM	0.0		7890	30	NM	0.0
	100227		PM	25.8		35081	21	NM	0.0		8154	17	M	80.0
BER87	100404	78	M *	-		35083	1	NM	0.0		8180	1	PM	60.3
	BIU2	99283	M *	75.1		35168	8	NM	0.0		8255	12	M	10.6
BLA1	99308		PM	-		35174	22	NM	0.0		8487	7	M	45.0
	53	18	NM	0.0		35241	3	NM	0.0	FEI1	53996		M	39.5
77	23	M	52.2		35242	14	NM	0.0			54122	F4	M	10.1
	163	36	M	4.7		35342	13	NM	11.0		54179	F165	M	98.6
	183	42	NM	0.0		35348	17	NM	0.0		54181	F166	M *	98.3
	212	47	M	11.7		35391	7	NM	25.1		54184	F166	M *	83.6
	232	51	M	73.9		120047	27	NM	60.9		54358	F170	M	48.3
	257	134	M	45.9	COL135	34461		M	0.1		54448		PM	32.6
	275	59	NM	0.0			34817	5	M *	10.1	HM1	84716	1	M *
	328	71	M	3.9		34838	12	NM	0.0	HOG14		60863	7	M
	345	75	NM	0.0		34979	10	NM	0.0	HOG15	62115	3	M	-
	349	76	M	45.9		35018	43	NM	0.0	HOG16	65681	80	NM	0.0
	389	86	M	46.0		35030		M	4.3		65782	20	M *	95.0
	395	88	M	16.4		35031	8	NM	0.0		65786	21	M *	21.8
	477	104	M	2.0		35075	9	M	2.4		65818	14	M	-
	512	111	M	6.7		35094	11	NM	0.0	HOG18	72605	1	M	-
	570	121	M *	54.9		35202		PM *	0.0	IC348	17448		PM *	-
	571	121	M *	54.9		35226	3	M	95.1			17465	314	M *
	585	124	M	89.8		35264	1	M *	11.7		17468	317	M *	-
	653	126	M	64.4		35363	2	M *	8.2		17561		M *	-
	686	128	NM	0.0		35386	17	M *	2.0	IC1795	11505	177	NM	-
BOC4	36596	5	M	7.1		35390	40	NM	0.0		IC1805	11792	112	M
	36599	1	M	7.1		35406	4	M	85.3		11807	118	M	1.7
BOC13	36621	15	M *	96.7		35460	19	M	15.2		11818	125	NM	0.0
	84578	2	M	14.3		35483	13	PM	29.9		11832	148	M *	94.8
COL96	84612		PM	14.3	COL140	35580	49	NM	0.2		11837	160	M	20.8
	30992	1	M	-			35605	7	NM	0.0		11856	170	M
COL121	32867		PM	3.6		35641	31	M	44.7		11891	192	M	50.3
	32882		PM	8.0		35700	19	M	85.7	IC1848	13255	3	M	-
	32911		PM	4.8		35716	6	NM	0.0			13296	1	M *
	33057		M	30.1		35761	5	M	27.1		13308	2	M *	0.0
	33062	6	M	94.0		35795	3	M	36.4	IC2395	42595	2	M	-
	33070	8	M	99.1		35822	11	M	51.3			42605	4	NM
	33081	3	NM	0.0		35855	2	M	38.2		42698	6	PM *	1.9
	33087	11	NM	0.0		35901	10	NM	0.0		42712	1	NM	7.7
	33126	2	NM	0.0		35905	32	M *	0.3		42738	3	M *	73.0
	33136		M *	41.8		35957	1	NM	0.0		42787	9	NM	0.1
	33152	1	M	23.2		36038	15	M	71.2	IC2488	46395	37	M	-
	33165	4	PM	14.9		36045	4	M	38.1			51063		M
	33208	12	M	86.8		36217	28	M	74.6	IC2581	51150	2	M	79.2
	33211	13	M	14.7	COL185	41111	47	M	26.3			51192	1	M
	33215	10	M	97.7			41125	26	M	26.3	IC2944	56134	138	NM
	33316	25	NM	83.2	COL197	42908	1	NM	-			56726	30	M
	33410		PM *	49.0	COL228	52444	27	M *	74.3		56757	43	M *	13.4
	33492	39	NM	0.0		52488	3	M	-		56769	59	M *	53.1
	33511		PM	91.1		52526	33	M *	76.2		56833	92	M	84.0
	33575	40	NM	0.0	COL258	60737	2	M	3.9		56890	113	NM	94.0
	33591	41	NM	0.0			60751	3	NM	0.0		56897	118	M *
	33846	27	NM	39.6		60814	21	M	3.9		56961	132	NM	83.0
	33977	29	NM	0.4	COL359	87108	13	NM	0.0		57057	137	NM	8.0
	34444	31	NM	2.4			87761	12	NM	0.0	IC4651	85245	56	M
	34489	32	NM	19.9		87974		M	69.6	IC4665		86805	32	M
	34954	43	NM	16.5		88139	6	NM	0.0			86944	58	M *
	35205	44	NM	0.0		88149	5	NM	0.0		86954	62	M	2.1
	35887	45	NM	0.0		88192	3	M	73.7		86960	64	M	95.8
	35904	34	NM	0.1		88213	9	M	25.4		86977	69	NM	0.0
	35920	46	NM	0.7		88271		M *	49.6		86993	72	M	46.3
	36024	47	NM	0.0		88278		M	35.8		87002	73	M	48.3
COL132	34646	9	NM	0.6		88290	10	NM	0.0		87032	81	M	5.6
	34782	2	NM	0.0		88522	11	NM	7.8		87089	96	NM	0.0
	34841	23	NM	0.0		88964	1	NM	0.0		87107	99	NM	0.0
	34898	11	M *	31.7		89977	2	NM	0.3		87132	102	NM	0.0
	34937	42	M	16.3	COL394	92491		NM	1.8		87184	105	M *	0.0

Table 1. continued

Cluster	HIP No.	BDA No.	Mem. Stat.	Prob [%]	Cluster	HIP No.	BDA No.	Mem. Stat.	Prob [%]	Cluster	HIP No.	BDA No.	Mem. Stat.	Prob [%]
IC4665	87201	109	NM	90.7	NGC654	8106	1	M	45.1	NGC1647	22185	94	M	86.9
	87202	108	NM	0.0	NGC659	8125	183	M	-		22211	105	PM	97.3
IC4725	90790	26	NM	0.0	NGC663	8239	54	M *	61.9	NGC1662	22324	2	M	22.9
	90801	50	M	61.4		8260	44	M	94.3		22348	6	M	7.1
	90836	103	M	14.9		8305	147	M	62.7		22351		PM	61.3
	90870	150	M *	0.4		8325	221	M	67.3		22416	4	M	22.5
	90900	251	M	13.1	NGC744	9196	2	M	-	NGC1664	22658		M	-
IC4756	91087	1	NM	0.0		9224	4	NM	2.5	NGC1750	23270	G2948	NM	0.0
	91142	8	NM	0.0		9244	1	NM	0.0		23284		PM	61.4
	91171	14	M	58.7	NGC752	8906	400	M *	78.6		23333	G6518	NM	0.0
	91220	24	NM	0.0		8909		M *	33.8		23371	G7995	NM	0.0
	91224	26	NM	0.0		8921	405	NM	0.0		23436	4504	M	11.7
	91244	33	NM	0.1		8930	1574	NM	0.0		23460	4651	NM	0.0
	91299	43	M	88.0		9001	1582	NM	0.0		23606	5888	M	19.2
	91312	48	M	11.7		9125	213	M	12.8		23645	6153	NM	0.0
	91338	62	NM	0.0		9164	238	M	8.5		23699	6828	PM *	0.0
	91418	95	NM	0.0		9221	500	NM	0.0		23796	G4735	NM	60.3
	91437	109	M	79.7		9245	311	M	71.4		23854	G7160	NM	0.0
	91440	111	NM	0.0	NGC869	10624	3	M	54.3		23900	2316	NM	0.0
	91499	145	NM	0.0		10633	16	M	26.7	NGC1778	23894	2	M	-
	91513	151	M	70.9		10805	1057	M	59.3		23904	5	NM	5.9
IC4996	99898	8	M	63.2		10816	1162	M	87.5	NGC1807	24121	18	NM	-
	99980	64	M	63.2		10873	1482	NM	0.0	NGC1857	24871	203	NM	-
	99982		PM *	65.5	NGC884	11018	2172	M	6.7		24890	1	NM	-
IC5146	107983	6	M	-		11020	2178	M	83.1	NGC1893	25103	269	M	-
	108087	74	NM	0.0		11098	2589	M	37.0	NGC1901	24569	1	M	24.5
KIN19	114253	14	M	-		11115	2621	M	70.8		24652	7	M	24.5
LYN2	70423	1	M	82.8		11146	2763	NM	0.2	NGC1907	25476	251	NM	0.0
	70436	16	M	82.8	NGC957	11898	213	M *	-		25599	254	PM	-
LYN6	78771	75	M	-		11902	116	M *	-		25633	253	NM	27.5
MAR18	44232	2	M *	-	NGC1027	12469		PM	74.9	NGC1912	25593	271	M	-
	44243	1	NM	-		12547	2	M	85.8	NGC1960	26322	110	NM	2.7
MAR50	114791	61	M *	-		12656	1	NM	0.0		26337	61	M	69.4
MEL227	98757	17	NM	-		12695	4	M	66.7		26354	101	M	69.4
	98806	16	NM	-	NGC1039	12456	503	NM	0.0	NGC1977	26137	1441	NM	-
	99013	14	NM	-		12559	200	NM	0.0		26233	1933	NM	-
	99144	15	NM	-		12606	282	M	23.1		26234	1932	NM	-
	99379	13	NM	-		12619	307	M *	84.0		26237	1970	M *	-
	99931	11	NM	-		12621	308	M	23.1		26257	2054	NM	-
	100303	21	NM	-	NGC1245	14914	138	NM	-		26258	2074	NM	-
	100416	10	NM	-		15105	1	NM	-		26268	2131	NM	-
	100491	9	NM	-		15159	2	NM	-	NGC2099	27784	485	M	-
	100594	8	NM	-	NGC1252	14765	13	NM	-	NGC2129	28510	7	M	86.1
	100891	6	NM	-		14779	1	NM	-		28513	4	M	86.1
	100913	7	NM	-		14930	38	NM	-	NGC2168	28977		M	87.6
	101137	5	NM	-		14975	4	NM	-		29081		PM	12.5
NGC129	2347	200	M	32.7	NGC1342	16438	2	M	7.7		29148	123	M	29.6
	2354	170	M	60.0		16461	3	M	24.3		29334		PM *	3.1
	2377	201	NM	0.0		16476	4	M	20.6	NGC2169	29106	2	M	75.1
	2382	172	M	13.2	NGC1444	17877	1	M *	51.9		29121	5	M	41.5
NGC188	3297	3138	PM	10.6		17963	2	PM	-		29126	1	M *	89.1
	3354	2029	NM	0.0	NGC1502	19241	55	NM	0.0		29127	4	M	95.4
	4349	10	M	10.6		19245	49	M	46.5	NGC2175	29216		M	-
NGC225	3401	35	NM	0.0		19270	2	M *	65.3	NGC2232	30580	5	NM	0.0
	3437	5	NM	0.0		19272	1	M *	93.5		30660	2	M	48.9
	3487	2	M	16.1		19276	23	M	46.5		30691	4	NM	0.0
	3499	3	M	23.2		19321	61	M *	94.8		30700	3	M	20.7
	3501	1	M	80.4	NGC1528	19813	1	M	71.2		30758	8	M	21.6
NGC457	6170	128	M	68.3		19833	2	M *	50.9		30761	10	M	9.1
	6171	85	M *	76.7		19852	3	M	71.2		30772	1	M	99.9
	6229	131	M	79.8	NGC1545	20070	1	NM	0.0		30789	9	M	14.8
	6231	25	M	85.6		20156	2	NM	0.0		30824	11	NM	0.0
	6242	136	M	59.3		20239	6	M	5.5		31011	6	NM	0.0
NGC559	6844	1168	NM	-		20296	3	M	5.5	NGC2244	31106	115	M	70.3
NGC581	7232	176	M *	77.9	NGC1647	21517		NM	0.0		31128	114	M	82.8
	7238	42	M	-		21875		PM	40.7		31130	122	M	62.9
	7280	144	NM	0.0		22105	16	NM	0.0		31149	203	M	88.6
NGC654	7936	259	PM	0.1		22112	15	M	18.5		31159	266	NM	0.0
	8036	307	NM	0.0		22161	2	M	93.0		31246	400	NM	0.0
	8074	2	M	5.7		22176	1	NM	0.0		31303	387	NM	4.7

Table 1. continued

Cluster	HIP No.	BDA No.	Mem. Stat.	Prob [%]	Cluster	HIP No.	BDA No.	Mem. Stat.	Prob [%]	Cluster	HIP No.	BDA No.	Mem. Stat.	Prob [%]
NGC2244	31305	389	PM	50.2	NGC2439	37418	2	M	67.4	NGC2546	40220	575	NM	0.0
NGC2251	31365	1	PM *	-		37433	3	M	50.1		40316	540	NM	0.0
	31408	5	NM	-	NGC2447	37690		PM	32.9	NGC2547	39773	3	NM	0.0
NGC2264	31939	50	M	86.7		37729	3	M *	44.3		39873	8	NM	0.0
	31951		M	54.4		37738	42	M	57.3		39919	1	NM	0.0
	31955	83	M	14.7		37771	73	M	7.1		39988	7	M	28.2
	31978	131	M *	1.9		37780	76	M *	61.2		40011	4	PM	87.9
	32030	212	M	32.6		37814		PM *	77.0		40016	2	M	1.4
	32053	231	M	97.4	NGC2451A	37297		M	5.8		40024	6	M	49.1
NGC2281	32592	45	M	10.1		37322		M *	0.4		40059	5	M	87.8
	32623	63	M	81.6		37450		M	0.6		40336		M	47.1
	32626	65	M	55.1		37514		PM *	0.0		40385		M	31.3
	32654	86	M	77.4		37557		M	22.5		40427		M	68.2
NGC2286	32409	383	NM	48.8		37666		PM	64.5	NGC2548	40110	366	NM	0.0
	32573	16	M	47.6		37697		M	9.5		40238	1005	M	86.3
	32600	1	M	47.6		37752		PM	43.2		40254	1073	M	50.0
	32698	1571	NM	0.0		37829		M	86.3		40302	1320	M	82.0
NGC2287	32390	103	M	47.1		37838		M	0.1		40348	1560	M	23.7
	32393	75	M	54.7		37915		PM *	0.0		40362	1628	M	12.1
	32406	21	M	17.4		37982		M	98.5		40460	2042	NM	0.0
	32417	2	M	39.7	NGC2467	38430	19	NM	-		40498	2184	NM	0.0
	32422	97	M	21.3		38470	96	NM	-	NGC2567	40679	61	NM	0.0
	32426	102	M	55.5		38483	47	NM	-		40717	23	M *	78.1
	32440	44	M	68.2		38548	77	NM	-		40721	42	M	-
	32467	107	M	22.1		38554	78	NM	-	NGC2571	40723	111	M	7.7
	32504	109	NM	0.0		38571	81	NM	-		40730	24	M	7.7
NGC2301	32928	28	M	14.8		38580	83	NM	-		40748	12	M *	68.2
	32934	145	M	15.0	NGC2477	38192	306	NM	-		40764	39	NM	17.0
	32940	98	M	92.9		38384	ES189	PM *	-	NGC2579	41024	23	PM	-
NGC2323	33959	159	M	46.6		38432	3004	PM *	-		41025	48	NM	0.0
	33963	3	M	45.5		38461	3249	PM *	-	NGC2669	42988	2	NM	-
	33968	382	M	18.3	NGC2482	38655	8	M	26.7		43071	3	NM	-
	33972	2	M	50.3		38683	30	M	45.0		43083	4	M *	-
NGC2335	34316	4	M	-		38703	36	M	52.8	NGC2670	42979	13	M	-
	34357	1	NM	1.6	NGC2483	38716	41	NM	-		43017	1	NM	0.0
NGC2343	34379	12	M	-		38721	8	NM	-		43104	2	NM	0.2
NGC2353	34818		PM	35.3	NGC2489	38788	17	M	-	NGC2682	43465	81	M	71.7
	34951	4	M	14.7		38798	47	M *	80.0		43491	170	M	71.7
	34999	1	M	89.4	NGC2516	38536	226	M	85.0		43519	242	NM	0.0
	35023	2	M	25.5		38739	116	M	85.1	NGC2925	46836	186	M	-
NGC2354	34962	29	PM	-		38759	118	M	51.9		46908	38	M *	91.2
	34991	217	NM	10.4		38779	120	M *	0.0	NGC3033	48119	1	NM	-
	35002	248	NM	0.0		38783	119	M	70.4	NGC3114	48832	21	PM	36.7
NGC2360	35305	86	M	72.4		38906	126	M	38.7		48993		PM *	74.1
	35355	1	NM	0.0		38908	124	NM	0.0		48996	40	PM *	11.5
	35366	7	M	72.4		38966	130	M *	17.7		49069	6	M	75.9
NGC2362	35370	68	M	50.5		38994	134	M	46.0		49123	23	M	72.2
	35415	23	M *	70.5		39070	110	M	33.7		49138	24	M	90.1
	35461	46	M *	1.4		39073	136	M	66.2		49149	33	M	91.7
	35473		PM *	23.1		39195		M *	29.0		49164	48	M	90.9
	35597		PM	50.5		39438		M	72.1		49218	108	NM	0.0
NGC2383	35940	717	NM	-		39562		M *	65.4		49233	125	M	10.1
NGC2395	36153	C15	M *	-		120401	12	M	89.6		49245	136	M	1.2
NGC2414	36727	1	M	-		120402	91	M	41.2		49290	170	M	86.1
NGC2422	36717		PM	51.9		120403	11	M	64.8		49801	164	NM	91.3
	36736	1	M *	0.0		120404		M	98.9	NGC3228	50575	1	NM	0.0
	36773	9	M *	0.0	NGC2527	39542	43	PM	1.4		50677	3	NM	0.0
	36967	42	M	36.5		39545	44	M	94.9		50702	4	M	9.8
	36981	45	M	31.5		39569	63	M	5.4		50704	5	M *	97.1
	37015	71	M	62.5		39574	57	NM	27.7		50717	6	NM	0.0
	37018	75	M	70.6		39602	203	NM	37.3		50735	10	M	55.3
	37037	83	M	32.7	NGC2533	39707	52	M *	-		50825	19	M	3.8
	37047	89	M	84.5		39713	11	NM	-	NGC3293	51773	1	M	54.4
	37119	125	M	82.4	NGC2539	39984	21	M	63.8		51857	3	M	98.4
NGC2423	37062	15	M	59.2		40038	26	M	63.8		51866	4	M	69.8
	37083	6	M	59.2		40129	30	NM	0.0	NGC3324	52004	1	PM	-
NGC2437	37464	2	PM	90.2	NGC2546	40063	682	NM	0.4	NGC3496	53743	1	NM	-
	37480	29	NM	88.9		40083	99	M	26.2	NGC3532	54147	160	NM	45.5
	37507	104	M	90.2		40142	30	M	26.2		54174	409	NM	0.0
NGC2439	37415	1	M	61.2		40171	134	M *	100.0		54177	139	M	44.5

Table 1. continued

Cluster	HIP No.	BDA No.	Mem. Stat.	Prob [%]	Cluster	HIP No.	BDA No.	Mem. Stat.	Prob [%]	Cluster	HIP No.	BDA No.	Mem. Stat.	Prob [%]
NGC3532	54197	49	M	85.4	NGC5749	72424	72	M	-	NGC6475	87460	26	M	65.6
	54237	401	M	98.5		72460	39	NM	2.9		87472	134	M	79.3
	54294	221	NM	61.9		72519	7	NM	1.5		87516		M	97.5
	54306	215	M	53.5	NGC5822	73711	1	M	23.5		87529	42	M	91.5
	54337	345	M	86.5		73782	9	M	23.5		87560	55	M	93.5
NGC3572	54606	124	M *	-	NGC5823	73732	159	PM	60.7		87567	56	M *	1.3
NGC3680	55753	20	M	72.3		73860	2	PM	60.7		87569	58	M *	87.0
	55775	27	M	3.7	NGC6025	78604	11	NM	0.0		87616	86	M	98.6
	55787	41	M	44.2		78643	7	M	16.5		87624	88	M	19.6
	55789	44	M	84.6		78659	3	M	14.8		87656	104	M	33.6
NGC3766	56550	334	PM	56.5		78682	1	M	36.7		87671	110	M	77.5
	56556	327	M	93.7		78683	2	M	38.8		87686		M	27.6
	56563	326	M	98.1	NGC6067	79440	244	PM *	1.6		87698	121	M	52.4
	56586	240	M	58.9		79466	267	M	-		87785		M	44.2
	56592	239	M	17.0	NGC6087	79689	132	NM	0.0		87798		M	34.8
	56612	70	M	13.5		79891	13	M	74.6	NGC6494	87782	1	NM	0.0
	56619	48	M	8.5		79907	1	M	40.0		87832	8	M	65.3
	56656	315	NM	0.0		79932	155	M	78.2		87873	9	M	69.1
NGC4103	59026	1	M	-		79961	21	NM	0.0		87881	12	M	38.3
	59069	8	NM	0.3		79973	8	M	86.8	NGC6514	88298	55	PM	99.6
	59101	10	M *	48.9	NGC6124	80251	1	M	48.4		88330	146	M *	12.8
NGC4337	60557	17	NM	-		80308	5	M	59.8		88333	145	M *	12.8
NGC4349	60488	67	M	-		80418	15	M	83.2		88396		PM	99.6
NGC4439	60857	1	M	10.1		80574	43	M	77.4	NGC6530	88380	4	NM	0.0
	60875	3	M	10.1		80746		PM	96.2		88469	7	M	53.8
NGC4463	60971	1	M	9.2		80792		PM	49.5		88496	42	M	78.6
	60974	5	M	4.5	NGC6167	81144	1155	M	79.0		88506	59	M	94.0
	60993	13	M	93.1		81149	207	NM	74.8		88560		PM	2.2
NGC4609	61978	13	M	-		81172		PM	79.0		88581	118	M	37.9
	61997	2	M *	3.4		81182	1159	M *	22.7	NGC6531	88484	2	M	71.4
	62000	3	M *	71.0	NGC6169	81122	1	NM	-		88508	7	M	71.4
NGC4755	62732	20	M	4.3	NGC6178	81255	9	M	58.1	NGC6546	88786	96	NM	-
	62894	1	M	44.5		81258	7	M	58.1	NGC6604	89653	7	NM	0.0
	62913	106	M *	10.7	NGC6193	81651	19	M	-		89681	1	M	68.6
	62918	4	M *	16.0		81696	2	M *	66.0		89729		M	68.6
	62931	2	M	0.2		81702	1	M *	0.2	NGC6611	89743	367	M	81.3
	62949	6	M	57.5	NGC6204	82084	3	M	48.7		89750	401	M *	25.6
	62953	3	M	72.7		82097	4	M	48.7		89753	412	M	81.3
NGC5138	65597	54	NM	0.2	NGC6208	82348	48	PM	-	NGC6613	89831	15	NM	0.7
	65618	11	M	-		82365	54	NM	0.0		89842	38	M	88.6
	65655	151	NM	0.0	NGC6231	82669		PM	99.5		89933		PM	58.1
NGC5281	67204	17	M	26.2		82676	290	M *	63.5		89946		PM	69.6
	67207	18	M *	82.3		82691	291	M *	77.5	NGC6618	89804	62	PM	-
	67232	1	M	26.2		82706	220	M	71.5	NGC6633	90242	10	PM *	58.9
NGC5316	67806	1	NM	0.0		82783		PM	72.0		90330	26	NM	0.0
	67820	2	M	22.9	NGC6242	82819	77	M	-		90367	39	M	3.2
	67823	76	M	60.3		82832	65	NM	82.1		90392	52	M *	66.3
	67849	118	M	31.7	NGC6249	83012	1	M	-		90443	77	M	22.1
	67906	101	M	85.0	NGC6250	82952	32	NM	0.0		90472	92	M	54.0
NGC5460	68836	155	NM	7.0		83008	2	M	34.9		90497	102	NM	0.0
	68871	118	NM	0.0		83039	1	M	52.4		90500	107	NM	0.0
	69005	61	M	66.2		83105	35	M	78.9		90532	123	NM	0.0
	69006	50	M	66.2	NGC6281	83491	1	NM	0.0		90534	125	M	86.3
	69011	66	NM	0.0		83499	2	NM	0.0		90621	157	NM	0.0
	69072	37	NM	0.0		83559	4	M	75.6		90807	177	NM	0.0
	69299	157	NM	0.0		83561	11	M	56.4	NGC6664	91239	80	M	81.8
NGC5606	70659	107	M	36.6		83573	5	M	90.3		91366		M	81.8
	70730	4	M	17.7	NGC6322	84687	27	M	-	NGC6694	92009	29	M	-
	70733	3	M	93.9	NGC6383	85985	100	M	96.3	NGC6705	92517	624	NM	-
NGC5617	70832	55	NM	2.7		86011	1	M *	83.9	NGC6709	92486	372	M	63.5
	70870	137	M	-		86035	10	M	96.3		92548	201	M	63.5
	70911	283	NM	0.0	NGC6405	86432	100	M	59.8	NGC6716	92776	46	M	77.6
	70925	319	NM	0.0		86468	32	M	74.4		92792	3	M	37.8
NGC5662	71116		M	90.4		86508	2	M	78.3		92823	55	M	51.9
	71163	510	M	70.5		86527	1	M	89.2	NGC6755	93932	1	PM	24.5
	71326	49	M	44.9		86580	9	NM	0.0		94003	27	PM	24.5
	71334	61	M	42.9	NGC6425	87022	50	PM	-	NGC6811	96532	113	M	30.1
	71378	136	M	74.6	NGC6475	87102		M	79.2		96538	106	M	30.1
	71397	184	M	53.4		87240		M	31.7	NGC6823	96902	206	NM	0.0
	71398	187	M	8.8		87360	131	M	30.4		96990	111	M	31.1

Table 1. continued

Cluster	HIP No.	BDA No.	Mem. Stat.	Prob [%]	Cluster	HIP No.	BDA No.	Mem. Stat.	Prob [%]	Cluster	HIP No.	BDA No.	Mem. Stat.	Prob [%]	
NGC6823	97003	189	NM	0.0	NGC7160	107984	1	M	37.9	ONC	26237	1970	M *	0.0	
	97057	35	PM	31.1		108052	4	M	80.1		26241	2037	M	61.8	
NGC6830	97673	7	NM	0.6	NGC7209	108073	2	M	84.1	PIS4	26258	2074	M *	0.1	
	97713	72	M	-		108080	3	M	5.7		26268	2131	NM	0.0	
NGC6834	97716	78	NM	0.0	108916	13	NM	0.0	26314	2366	M	29.2			
	97764	73	NM	0.1	108981	46	M	45.8	26345	2422	M *	6.7			
	97772	72	NM	70.0	109019	77	M	87.1	26427	2545	NM	0.3			
NGC6866	97785	1	M *	59.2	109033	86	NM	0.0	26442	2564	M *	0.0			
	97806	202	M	-	109034	89	M	97.7	26477	2602	NM	0.0			
	98793	5	M	1.1	109046	98	M	59.8	26524	2674	NM	0.0			
	98797	4	M	1.1	109603	2	M	-	26530	2699	NM	0.0			
NGC6871	98976	4	M	82.4	NGC7243	109567	306	NM	0.0	26581	2758	NM	0.0		
	98999	2	M	16.9		109586	181	NM	0.0	26588	2771	NM	0.0		
NGC6882	99001	1	M *	86.8	109706	689	NM	0.0	42036	13	M	31.7			
	99002	1	M *	75.8	109727	694	NM	0.0	42073	11	M	29.7			
	99005	3	M	36.5	109809	475	M	62.8	42078	1	NM	0.0			
	99021	1866	PM	65.1	109829	785	NM	0.0	42085	12	M	57.0			
	99122	1866	PM *	88.0	109830	480	M	93.4	42183	1	PM *	27.0			
	99362	13	NM	46.8	109852	482	M	35.9	45796	17	NM	-			
	99382	10	NM	0.0	109911	370	M	48.1	48338	1	NM	-			
	99404	2	NM	0.0	110081	534	NM	0.0	PIS16	48338	1	NM	-		
	99467	7	NM	0.0	110174	168	NM	0.0	PIS20	74660	8	M *	-		
	99518	1	M	12.0	110280	136	NM	-	ROS5	99068	4	NM	0.1		
99520	4	M	14.8	110294	98	NM	-		99116	6	NM	0.0			
99523	9	NM	0.0	NGC7380	112470	2	M	-		99192	10	NM	0.0		
99528	5	M	82.5		112558	4	NM	45.8		99279	16	PM	44.4		
99531	3	NM	0.0	NGC7510	114490	3	NM	-		99299	17	PM	87.9		
99635	6	NM	0.0	NGC7654	115131	133	NM	0.0		99312	18	NM	0.0		
NGC6883	99437	38	PM	-		115198	197	NM	0.0		99324	19	NM	2.2	
NGC6910	100497	1	NM	0.0		115218	228	NM	0.0		99409	31	NM	0.0	
	100542	4	M	11.4		115245	265	NM	50.3		99415	34	PM	97.0	
NGC6913	100548	2	M	11.4		115521	735	M *	76.2		99416	33	NM	2.7	
	100557	KJ105	PM	19.2		115542	766	M	17.0		99498	40	NM	0.0	
	100586	10	NM	0.0		115566	842	NM	0.0		99590	42	PM *	74.8	
	100600	5	M	75.8		115590	923	NM	0.0		99728	10	PM	84.4	
	100612	3	M	4.7		115661	1176	M	17.0	RUP44	39086	187	PM *	-	
NGC6940	101460	38	NM	0.0		115691	1267	NM	92.6	RUP98	58411	1	NM	0.0	
	101497	70	PM *	90.1		115841	1550	NM	0.0		58432	5	M	-	
	101519	100	M	86.4		115905	1673	NM	0.0	RUP108	66027	5	M	28.8	
101527	120	M	86.4		116044	1856	NM	0.0		66028	6	M	28.8		
NGC7039	101566	164	NM	0.0		116090	1934	NM	0.0		66054	8	M *	1.3	
	104170	205	NM	0.0	NGC7686	115947	3	NM	-	STO2	10078	1	NM	0.0	
	104454	206	M *	5.7		115963	2	NM	-		10141	7	NM	0.0	
	104483	170	NM	0.0		115993	5	NM	-		10316	28	M	23.9	
	104587	125	NM	0.0		115996	1	NM	-		10323	31	NM	0.0	
	104592	72	NM	1.4	NGC7788	118066	71	M	-		10331	34	NM	0.0	
	104671	217	NM	0.0	NGC7789	118059	2390	NM	-		10354	43	M	6.0	
	104697	221	NM	0.0		118172	2547	NM	-		10452	74	M	91.9	
	104709	222	M	43.5	NGC7790	118163	586	M *	77.8		10844	162	M	6.6	
104787	228	M	43.5		118174	787	M	-		10855	160	NM	0.0		
NGC7062	104921		PM *	52.3	NGC7822	40	12	NM	-		10856	161	NM	0.0	
	105037		PM *	98.1		139	3	NM	-		10867	164	M	27.7	
	105622	201	PM	-		172	14	NM	-		10969		M	45.1	
	105673	1	M	83.7		338	7	NM	-	STO7	11604	28	M *	69.6	
NGC7063	105693	5	M	56.8		386	9	NM	-		11607	23	M	38.4	
	105701	4	M	98.8		386	9	NM	-		11612	18	M	38.4	
	105718	29	NM	0.0		118113	6	NM	-	STO14	57106	13	M	38.6	
	106172	66	PM	-		118126	5	NM	-		57175	4	M	38.6	
	106175	131	NM	2.0	ONC	25863	662	M	83.6	TRU1	7416	133	PM *	-	
NGC7086	105955		M	31.6		25954	867	M	59.1	TRU2	12128	3	M	37.2	
	106170	19	M *	72.4		26000	1044	M	0.8		12152	4	M	63.1	
NGC7092	106262	60	M *	43.2		26021	1097	M	93.3		12216	2	NM	0.0	
	106270	65	M	31.0		26137	1441	NM	0.0		12249	5	M	92.8	
	106293	74	M	68.9		26197	1716	M *	76.5	TRU9	38692	62	NM	-	
	106297	75	M	71.8		26199	1728	M	0.3	TRU10	42884	1	NM	0.0	
	106329	84	M	8.9		26220	1865	M *	42.8		43010	10	NM	0.0	
	106346	88	M *	0.0		26221	1891	M *	42.8		43055	14	M	55.3	
	106409	118	M *	11.1		26224	1889	M *	42.8		43085	3	M *	96.5	
	NGC7128	107211	1	NM	-		26233	1933	M *	6.8		43087	12	M *	80.5
	NGC7142	107408	2	NM	-		26234	1932	M *	0.1		43182	4	M	21.7
							26235	1993	M *	1.7		43209	2	M	97.6

**Table 1.** continued

Cluster	HIP No.	BDA No.	Mem. Stat.	Prob [%]	Cluster	HIP No.	BDA No.	Mem. Stat.	Prob [%]	Cluster	HIP No.	BDA No.	Mem. Stat.	Prob [%]
TRU10	43240	6	M	95.6	TRU37	106716	710	NM	0.0	TRU37	107353	1331	NM	0.0
	43326		PM	38.3		106774	452	PM *	0.0		107500	225	NM	0.0
TRU14	52558	101	M	-		106830	1293	NM	8.7		107598	1588	NM	0.8
TRU15	52562	16	PM	-		106843	171	M *	34.3	UPG1	61383	5	NM	-
TRU16	52558	180	NM	-		106884	462	M *	13.7			61424	1	NM
TRU17	53491	57	M	-		106886	466	M *	13.7		61430	7	NM	-
TRU18	54621	133	NM	8.5		106890	466	M *	13.7		61435	3	NM	-
	54668	1	M	-		106905	174	M	11.9		61497	4	NM	-
TRU24	82876	15	M *	13.9		106919	721	M	6.2		61576	18	NM	-
	82911		M	-		106937	477	M	78.0	VDB1	31624	45	M	-
	82936		M *	43.3		106956	1025	M *	36.7		VDBH99	51934	2	M
TRU27	86163	23	M	-		107123	1036	PM	2.6		51940	5	M	7.7
TRU33	90230	75	NM	-		107164	750	M	54.5		52102	19	PM *	94.3
TRU37	106059	1240	NM	1.7		107179	1044	PM	8.7		52103	21	M	2.9
	106134	677	PM	5.7		107209	204	M *	77.0		52106	20	M *	73.3
	106210	136	NM	72.8		107250	207	M	34.3		52127	23	NM	0.0
	106265	686	PM *	47.7		107272	1055	PM	18.8		52133	24	NM	61.3
	106285	401	NM	0.0		107330	763	NM	0.0					

Notes to Table 1:

**Ber 59:** The star cluster Ber 59 is embedded in the gas and dust complex Sharpless 171/NGC 7822. It is called NGC 7822 by some authors, but we prefer Lyngå's notation.

**Col 121:** HIP 33316, HIP 33846, HIP 34444, HIP 34489 and HIP 34954 are non-members due to their large angular distance from the cluster centre. On the basis of their proper motions, they may be part of an unbound association of stars which shares the same kinematics as Col 121.

**Col 132:** It is not clear whether this is a true star cluster, see Claria (1977a) and Eggen (1983). Members and non-members are taken from Baumgardt (1998).

**Col 135:** There is some discussion in the literature about the existence of this cluster. The Hipparcos data strongly supports its reality, see Baumgardt (1998). Members and non-members are taken from this work.

**Col 140:** The membership of HIP 35905 in this cluster is well established (see for example Williams 1978 and Jenkner & Maitzen 1987). Nevertheless its proper motion deviates strongly from the other members. We therefore did not use it to determine the mean cluster motion.

**Col 197:** There is an apparent clustering of possible members in the TRC Catalogue near  $(\mu_{\alpha^*}/\mu_{\delta}) = (-3/9)$  mas/yr. Since the proper motion of HIP 42908 is  $(\mu_{\alpha^*}/\mu_{\delta}) = (-6.85 \pm 0.82/3.22 \pm 0.87)$  mas/yr it cannot be a member.

**Col 359:** The most recent study of this cluster was made by Ruciński (1987), who found 9 probable members and a distance modulus of  $V - M_V = 8.2$  mag. Seven of the possible members are included in the Hipparcos Catalogue, but only two share a common proper motion. Three other Hipparcos stars may be additional cluster members, but the reality of the cluster seems doubtful.

**Col 394:** Concerning the membership of BB Sgr (HIP 92491) see the discussion in the text.

**HM 1:** The cluster Havlen-Moffat 1.

**Hog 14:** It is not clear whether this cluster exists, see Moffat & Vogt (1973). According to these authors, HIP 60863 could be a member if the cluster is real.

**IC 1848:** The Hipparcos proper motion of HIP 13308 is incompatible with the assumption of cluster membership. The star is nevertheless almost certainly a cluster member on the basis of its radial velocity (Liu et al. 1991) and UB $V$  photometry. In addition its TRC proper motion is close to that of the other members. We therefore consider HIP 13308 to be a member but have not used it to derive the mean cluster motion.

**IC 2395:** The Hipparcos stars show no evidence for a clustering. There is however a clustering of the possible members in the TRC Catalogue near  $(\mu_{\alpha^*}/\mu_{\delta}) = (-4/1)$  mas/yr. Keeping this in mind, we made the classification of the Hipparcos stars.

**IC 2944:** HIP 56134, HIP 56890, HIP 56961 and HIP 57057 are not considered to be cluster members due to their large angular distance from the cluster centre. On the basis of their proper motions, they may be part of an unbound association of stars which shares the kinematics of IC 2944.

**IC 4665:** HIP 86944 and HIP 87184 are almost certainly members on the basis of their radial velocity, ground-based proper motion (Prosser 1993) and photometry. In addition their TRC proper motions are consistent with cluster membership. The most likely explanation is that the Hipparcos proper motions are disturbed by binary effects. They were not used to determine the mean cluster motion.

**Mel 227 + NGC 1252:** These are not open clusters, see the discussion in Baumgardt (1998).

**NGC 654:** HIP 7936 is regarded as a possible member since it has a 92% membership probability in the proper motion study of Stone (1977).

**NGC 1647:** Concerning the membership of SZ Tau (HIP 21517) see the discussion in the text.

**NGC 1907:** Glushkova & Rastorguev (1991) found several giants with  $V$ -magnitudes between 11.9 and 12.5 mag to be cluster members. Except for HIP 25599, all Hipparcos stars are therefore too bright to be cluster members. HIP 25599 may be a cluster member in the blue straggler phase.

**NGC 2129:** The existence of this cluster is doubtful, see Peña & Peniche (1994). However, the radial velocities (Liu et al. 1991) and the proper motions of the two Hipparcos stars agree with each other. This may be a hint for the reality of the cluster.

**NGC 2251:** The membership of HIP 31365 in this cluster is uncertain, see Maitzen et al. (1981).

**NGC 2362:** HIP 35461 was considered to be a cluster member by Perry (1973) on the basis of its  $UBV$  photometry. Its Hipparcos proper motion differs considerably from the other stars. Since the star is known to be double, the Hipparcos proper motion may be in error and we have not used it to derive the mean cluster parameters.

**NGC 2422:** HIP 36736 and HIP 36773 are not used to determine the mean cluster parameters due to their discrepant proper motions. They are possible members on the basis of their radial velocities, photometry and proper motions in the TRC Catalogue.

**NGC 2437:** The proper motion of HIP 37480 is not well determined by Hipparcos. The star seems to be a non-member on the basis of its proper motion in the TRC Catalogue.

**NGC 2451:** There is growing evidence for the presence of two star clusters in the field of NGC 2451, see Röser & Bastian (1994), Platais et al. (1996) and Baumgardt (1998). The members and possible members of NGC 2451A are taken from Baumgardt (1998). HIP 37450 and HIP 37838 have somewhat discrepant proper motions. Their parallaxes are however close to the cluster mean. Furthermore the large proper motion of NGC 2451A clearly separates the members from the field stars. The two stars are therefore considered to be members.

**NGC 2467:** This is not a true star cluster, see Loden (1965, 1966) and Feinstein & Vázquez (1989).

**NGC 2483:** This is not a true star cluster, see Fitzgerald & Moffat (1975) and Havlen (1976).

**NGC 2527:** HIP 39574 and 39602 are non-members according to Lindoff (1973). Their proper motions are nevertheless compatible with cluster membership.

**NGC 2579:** Lindoff (1968) found 9 possible members but had some doubt concerning the reality of the cluster. We could find 3 possible members in the TRC Catalogue. Their proper motions agree with each other, adding some evidence for the reality of the cluster. HIP 41024 is a possible member according to Lindoff (1968), and furthermore its proper motion is in agreement with the two other TRC stars. It may therefore be a member.

**NGC 2669:** HIP 43083 is not used to determine the cluster motion. The star is a probable member based on its photometry and its proper motion in the TRC Catalogue. The Hipparcos proper motion however differs significantly from the mean of other members in the TRC Catalogue. The star may be a binary.

**NGC 3114:** HIP 49245 has a radial velocity in good agreement with that of other cluster members in the radial velocity study of Amieux & Burnage (1981). Furthermore its photometry is in good agreement with the assumption of a cluster membership. We therefore regard it as a cluster member.

**NGC 3324:** The membership of HIP 52004 in this cluster is unclear. It is a foreground star according to Claria (1977b), but Forte (1976) considers it to be a member on the basis of its radial velocity and due to an HII shell which surrounds the star and is also connected with the cluster.

**NGC 3496:** This is probably not a true star cluster, see Sher (1965) and Balona & Laney (1995). Even if there is a cluster in this field, HIP 53743 is probably not a member (Sher 1965).

**NGC 3572:** The membership of HIP 54606 is uncertain. Schmidt-Kaler (1961) considers the star to be a cluster member, while Moffat & Vogt (1975) do not.

**NGC 4337:** The photometry of Moffat & Vogt (1973) casts doubts on the reality of this cluster.

**NGC 4755:** HIP 62931 has a 54% membership probability in the proper motion study of King (1981). In addition its radial velocity, photometry and central position in the cluster strongly support its membership. We therefore regard it as a cluster member.

**NGC 5823:** The membership of both stars is uncertain since they are not well observed. Their photometry is compatible with cluster membership.

**NGC 6169:** This is not an open cluster, see Moffat & Vogt (1973).

**NGC 6618:** M17. The membership of HIP 89804 is somewhat uncertain. It is a member according to Hobbs (1961).

**NGC 6755:** The membership of both stars is somewhat uncertain since the cluster is not well observed. Svolopoulos (1961) considers HIP 93932 to be a member on the basis of its spectral type and photometry.

**NGC 6834:** There is no consensus in the literature concerning the membership of HIP 97764 and HIP 97806. Our classification follows the results of Turner (1976).

**NGC 6866:** The proper motions of both stars deviate considerably from each other. However, the possible members in the TRC Catalogue show a clustering near  $(\mu_{\alpha^*}/\mu_{\delta}) = (-2/-5)$  mas/yr and the proper motions of both stars are

compatible with this value. We therefore consider them to be cluster members.

**NGC 6883:** The membership of HIP 99437 is very uncertain because the cluster is not well observed.

**NGC 7092:** The proper motion difference between HIP 106346 and the other cluster stars is too large to be explained by a statistical fluctuation. HIP 106346 was therefore not used to determine the mean cluster motion.

**NGC 7686:** This is probably not a real star cluster, see Johnson (1961) and Becker (1963).

**ONC:** The Orion Nebula Cluster. The following three stars were not used to determine the mean cluster motion: HIP 26237, 26258 and 26442. They have proper motions close to the cluster mean in the proper motion study of McNamara et al. (1989), but their Hipparcos proper motions differ significantly. The most likely explanation is that the Hipparcos proper motion is influenced by binary effects. The proper motions of HIP 26000 and HIP 26199 are very close to the cluster mean in the study of McNamara et al. (1989). They are therefore considered to be members.

**ROS 5:** It is unclear whether this is a true star cluster, see Lee & Perry (1971) and Baumgardt (1998). The possible members are taken from Baumgardt (1998).

**RUP 98:** On the basis of their proper motions HIP 58411 and HIP 58432 exclude each other as members. The mean proper motion of the members in the TRC Catalogue strongly supports the membership of HIP 58432. We therefore consider HIP 58411 to be a field star.

**TRU 18:** Concerning the membership of GH Car (HIP 54621) see the discussion in the text.

**TRU 24:** The existence of this cluster is doubtful, see the discussion in Perry et al. (1991).

**TRU 33:** Two cluster members in the TRC Catalogue have proper motions close to  $(\mu_{\alpha^*}/\mu_{\delta}) = (-10.5/-2.5)$  mas/yr. Therefore, on the basis of its proper motion, HIP 90230 cannot be a cluster member.

**UPG 1:** This is not a star cluster, see Baumgardt (1998).



**Table 2.** Mean astrometric parameters of open clusters. The Table is organised as follows: After the cluster name in column 1, we give the total number of members found in Hipparcos and the number of stars used to calculate the astrometric solution in column 2. Columns 3 to 5 give the mean parallaxes and proper motions together with their errors. Note that proper motions in right ascension are multiplied by the cosine of the declination. Column 6 gives the total number of abscissae and the number of rejected abscissae. Column 7 gives the unit weight standard deviation for the cluster. Columns 8 and 9 finally give the correlation coefficients between the parallax and the proper motions and among the proper motion components.

Cluster	$N_{Tot}$ $N_{Use}$	$\pi$ $\sigma_\pi$ [mas]	$\mu_{\alpha*}$ $\sigma_\mu$ [mas/yr]	$\mu_\delta$ $\sigma_\mu$ [mas/yr]	$N_{Abs}$ $N_{Rej}$	uwsd	$\rho_{\mu\alpha*}^\pi$ $\rho_{\mu\delta}^\pi$	$\rho_{\mu\delta}^{\mu\alpha*}$
BER 59	3	1.36	-2.11	-1.20	186	1.07	-0.03	-0.06
	2	1.03	0.81	0.75	0		0.14	
BER 86	2	1.73	-3.80	-4.11	167	1.00	-0.04	-0.06
	2	0.65	0.54	0.57	0		0.04	
BIU 2	2	0.11	-2.52	-6.53			-0.04	-0.05
	1	0.74	0.59	0.61			0.17	
BLA 1	15	4.11	19.60	3.21	808	1.01	0.17	-0.20
	13	0.46	0.52	0.29	4		0.02	
BOC 4	3	1.26	-2.67	1.43	126	1.03	-0.24	0.06
	2	0.98	0.84	0.75	0		0.02	
BOC 13	2	0.04	0.26	-1.56	102	0.95	-0.07	-0.19
	2	0.72	0.74	0.38	0		-0.09	
COL 96	1	1.35	0.44	-1.64			-0.19	0.06
	1	1.29	1.04	0.85			-0.07	
COL 121	14	1.57	-3.19	4.56	1302	1.00	0.14	0.34
	12	0.39	0.23	0.30	1		0.00	
COL 132	3	2.39	-4.71	4.30	158	0.95	0.16	0.16
	2	0.44	0.32	0.42	0		0.16	
COL 135	12	3.77	-10.55	6.27	512	1.03	0.15	0.00
	7	0.32	0.26	0.34	1		-0.01	
COL 140	10	2.48	-8.27	4.52	743	0.96	0.06	0.07
	9	0.31	0.24	0.30	0		0.03	
COL 185	2	0.76	-2.81	3.72	168	0.98	0.13	-0.04
	2	1.37	1.16	1.15	0		-0.07	
COL 228	3	0.50	-6.55	2.03			0.01	0.10
	1	0.54	0.60	0.46			-0.08	
COL 258	2	0.82	-7.53	-1.07	171	1.08	0.02	0.20
	2	1.10	0.96	0.73	0		0.04	
COL 359	5	2.66	0.42	-7.86	175	0.99	0.17	0.18
	4	0.49	0.47	0.35	0		0.06	
COL 394	2	0.45	-4.80	-4.78	96	1.08	0.04	-0.40
	2	0.97	1.12	0.69	0		0.26	
COL 463	5	0.12	-2.29	-0.37	406	1.03	0.07	-0.36
	5	0.66	0.64	0.59	0		0.03	
FEI 1	7	0.39	-6.10	1.97	359	0.96	-0.02	0.36
	5	0.38	0.41	0.38	0		0.18	
HOG 14	1	1.10	-9.22	1.08			0.12	0.14
	1	2.24	2.15	1.62			0.07	
HOG 15	1	4.63	-7.87	2.39			-0.12	0.18
	1	2.01	1.45	1.49			0.07	
HOG 16	3	0.54	-3.71	-3.17			0.02	0.56
	1	1.69	1.10	1.20			0.07	
HOG 18	1	-0.10	-1.36	-3.34			-0.13	-0.25
	1	1.10	0.89	1.00			0.10	

**Table 2.** continued

Cluster	$N_{Tot}$	$\pi$	$\mu_{\alpha^*}$	$\mu_{\delta}$	$N_{Abs}$	uwsd	$\rho_{\mu\alpha^*}^{\pi}$	$\rho_{\mu\delta}^{\mu\alpha^*}$
	$N_{Use}$	$\sigma_{\pi}$ [mas]	$\sigma_{\mu}$ [mas/yr]	$\sigma_{\mu}$ [mas/yr]	$N_{Rej}$		$\rho_{\mu\delta}^{\pi}$	
IC 1805	6	1.42	-1.10	-1.92	361	1.10	0.06	-0.29
	5	0.85	0.78	0.69	3		0.08	
IC 1848	3	-0.26	-5.15	0.35			-0.02	-0.16
	1	1.28	1.32	1.38			0.10	
IC 2395	3	1.59	-3.60	2.21			-0.07	-0.12
	1	0.57	0.61	0.49			0.03	
IC 2488	1	1.51	-7.17	6.47			0.27	-0.17
	1	0.86	0.76	0.73			-0.01	
IC 2581	3	0.39	-6.32	3.67	224	0.90	0.01	-0.04
	3	0.39	0.39	0.34	2		-0.13	
IC 2944	5	1.04	-5.39	0.04	167	0.87	0.12	0.03
	2	0.49	0.47	0.44	0		-0.08	
IC 4651	1	1.72	1.50	-5.35			0.13	0.25
	1	1.48	1.56	0.87			-0.07	
IC 4665	8	2.01	-0.99	-7.77	398	0.93	0.05	-0.21
	6	0.48	0.41	0.28	0		-0.25	
IC 4725	4	0.33	-2.78	-6.15	104	0.98	-0.07	-0.02
	3	0.65	0.70	0.50	0		-0.12	
IC 4756	5	3.36	1.06	-4.32	298	0.94	0.23	0.14
	5	0.77	0.64	0.54	0		0.17	
IC 4996	3	-0.42	-1.98	-5.25	162	0.92	-0.04	0.03
	2	0.59	0.45	0.52	2		0.08	
IC 5146	1	-0.83	-2.05	-2.52			0.06	-0.08
	1	1.47	1.38	1.34			-0.08	
KIN 19	1	1.85	6.48	5.98			-0.05	-0.08
	1	1.97	2.27	1.88			0.06	
LYN 2	2	0.49	-6.33	-4.49	123	0.98	0.09	0.16
	2	0.75	0.79	0.69	0		0.02	
LYN 6	1	-5.57	-13.61	-1.83			0.02	0.12
	1	3.47	4.34	2.84			-0.08	
NGC 129	3	1.47	-1.86	-1.70	263	0.97	-0.09	-0.09
	3	0.78	0.76	0.53	0		0.01	
NGC 188	2	0.38	-1.48	-0.56	143	1.15	-0.06	-0.07
	2	1.16	1.25	1.24	4		0.07	
NGC 225	3	2.28	-4.98	-1.39	249	1.08	0.04	-0.25
	3	1.01	0.82	0.81	3		-0.02	
NGC 457	5	1.15	-1.56	-2.09	449	0.96	0.02	-0.35
	4	0.54	0.38	0.36	0		0.24	
NGC 581	2	-1.98	-1.60	0.66			-0.22	-0.63
	1	2.61	2.40	2.14			0.28	
NGC 654	3	1.10	-1.34	-0.72	431	1.06	0.06	-0.64
	3	0.82	0.51	0.64	4		0.07	
NGC 659	1	0.63	-2.67	1.07			-0.12	-0.28
	1	2.17	1.96	1.96			0.26	
NGC 663	4	-0.62	-1.49	-2.30	240	1.02	0.04	-0.29
	3	0.97	0.85	0.89	0		0.11	
NGC 744	1	1.29	-1.34	1.15			0.00	-0.03
	1	1.77	1.51	1.56			0.03	
NGC 752	5	2.51	8.29	-11.34	141	0.98	-0.15	0.23
	3	0.94	0.91	0.80	0		0.04	

Table 2. continued

Cluster	$N_{Tot}$	$\pi$	$\mu_{\alpha^*}$	$\mu_{\delta}$	$N_{Abs}$	uwsd	$\rho_{\mu\alpha^*}^{\pi}$	$\rho_{\mu\delta}^{\mu\alpha^*}$
	$N_{Use}$	$\sigma_{\pi}$ [mas]	$\sigma_{\mu}$ [mas/yr]	$\sigma_{\mu}$ [mas/yr]	$N_{Rej}$		$\rho_{\mu\delta}^{\pi}$	
NGC 869	4	0.66	-0.92	-1.66	283	0.93	0.06	-0.24
	4	0.45	0.37	0.34	2		0.18	
NGC 884	4	0.80	-1.14	-1.56	277	0.94	0.03	-0.24
	4	0.50	0.43	0.38	0		0.18	
NGC 1027	3	5.74	0.76	0.35	180	1.10	0.10	-0.45
	3	1.38	1.19	1.03	2		0.04	
NGC 1039	3	2.33	0.39	-6.80	70	1.03	0.21	0.51
	2	1.15	0.78	1.04	1		0.29	
NGC 1342	3	2.63	-0.55	-2.89	161	0.96	-0.04	0.39
	3	0.94	0.80	0.84	0		-0.29	
NGC 1444	2	2.34	-1.95	-2.81			0.10	0.11
	1	0.98	0.85	0.87			-0.07	
NGC 1502	5	3.87	-0.85	0.55	97	1.10	0.09	0.16
	2	2.15	1.66	2.04	0		0.10	
NGC 1528	3	2.72	1.81	-2.44	112	1.12	0.21	-0.48
	2	1.38	1.68	1.21	0		-0.31	
NGC 1545	2	2.48	0.45	-3.12	107	0.98	0.16	-0.48
	2	1.00	1.18	0.78	1		-0.26	
NGC 1647	5	1.53	-1.37	-1.02	195	1.06	0.10	0.66
	5	0.83	0.97	0.77	0		0.02	
NGC 1662	4	1.37	-2.44	-2.83	137	0.97	-0.28	0.36
	4	1.06	1.21	0.81	0		-0.41	
NGC 1664	1	2.79	1.96	-5.10			-0.08	0.20
	1	3.42	2.93	2.34			-0.21	
NGC 1750	4	2.36	-3.14	-2.91	106	1.15	-0.06	0.21
	3	0.90	0.92	0.55	0		-0.24	
NGC 1778	1	2.84	3.33	-3.21			-0.02	0.28
	1	1.97	2.45	1.47			-0.30	
NGC 1893	1	-0.26	-1.30	0.21			0.11	0.30
	1	1.53	1.80	0.94			0.13	
NGC 1901	2	1.38	0.84	11.95	143	1.01	0.05	-0.18
	2	0.68	0.72	0.79	1		-0.02	
NGC 1907	1	2.08	-1.88	-1.63			0.24	0.46
	1	2.15	2.80	1.22			0.21	
NGC 1912	1	0.67	0.32	-5.07			0.02	0.20
	1	1.76	2.05	0.98			0.11	
NGC 1960	2	2.15	1.10	-4.08	77	0.95	-0.03	0.13
	2	1.02	1.21	0.74	0		-0.04	
NGC 2099	1	-1.19	3.36	-6.17			0.19	0.47
	1	2.18	2.52	1.78			0.00	
NGC 2129	2	2.27	2.22	-1.66	72	1.00	0.21	0.71
	2	1.01	1.25	0.79	0		0.20	
NGC 2168	4	0.12	0.20	-1.63	100	0.96	0.18	0.54
	3	0.96	1.16	0.74	0		0.18	
NGC 2169	4	0.41	-4.21	-2.45	85	1.21	-0.02	0.40
	3	1.50	1.64	0.94	1		0.07	
NGC 2175	1	2.38	1.80	-2.26			-0.06	0.45
	1	1.13	1.07	0.68			0.07	
NGC 2232	6	2.88	-4.36	-3.23	290	0.87	-0.08	0.08
	6	0.42	0.36	0.33	0		-0.04	

**Table 2.** continued

Cluster	$N_{Tot}$ $N_{Use}$	$\pi$ $\sigma_\pi$ [mas]	$\mu_{\alpha^*}$ $\sigma_\mu$ [mas/yr]	$\mu_\delta$ $\sigma_\mu$ [mas/yr]	$N_{Abs}$ $N_{Rej}$	uwsd	$\rho_{\mu\alpha^*}^\pi$ $\rho_{\mu\delta}^\pi$	$\rho_{\mu\delta}^{\mu\alpha^*}$
NGC 2244	5	1.07	-0.65	0.67	166	0.95	-0.01	-0.18
	5	0.57	0.47	0.39	1		-0.08	
NGC 2264	6	2.94	-0.52	-4.47	213	0.91	-0.10	0.30
	5	0.62	0.65	0.44	1		-0.06	
NGC 2281	4	0.75	-2.78	-7.59	217	0.89	0.05	0.17
	4	0.66	0.74	0.50	0		0.17	
NGC 2286	2	-0.38	2.08	-2.48	100	1.21	-0.25	-0.24
	2	2.26	2.37	1.93	0		-0.09	
NGC 2287	8	1.93	-4.34	-0.09	559	0.93	-0.01	0.01
	8	0.49	0.40	0.40	1		0.15	
NGC 2301	3	1.66	-2.31	-3.31	165	1.02	-0.05	-0.03
	3	0.90	0.84	0.62	2		0.05	
NGC 2323	4	-0.57	-0.32	-1.24	190	1.05	-0.04	0.11
	4	0.85	0.88	0.69	2		0.08	
NGC 2335	1	0.51	-0.91	-3.18			-0.07	0.10
	1	1.76	1.56	1.25			0.06	
NGC 2343	1	-3.31	-2.09	-1.41			0.29	0.40
	1	2.52	2.79	2.08			0.21	
NGC 2353	4	1.25	-3.76	1.67	221	0.97	0.08	0.26
	4	0.61	0.62	0.44	0		0.14	
NGC 2354	1	-0.77	-3.52	1.39			0.02	0.29
	1	2.68	1.32	2.29			0.10	
NGC 2360	2	-0.40	3.51	8.07	96	0.95	-0.19	0.06
	2	2.03	1.49	1.57	1		-0.03	
NGC 2362	5	1.09	-2.29	3.03	208	1.04	-0.06	0.13
	2	1.01	0.63	0.93	0		-0.01	
NGC 2414	1	-1.54	-1.61	2.03			-0.14	0.21
	1	1.01	0.79	0.70			0.03	
NGC 2422	10	2.36	-6.94	1.37	519	0.93	-0.11	0.44
	8	0.45	0.36	0.29	1		-0.03	
NGC 2423	2	3.40	2.59	-4.79	156	0.98	-0.09	0.12
	2	1.54	1.31	1.10	0		0.08	
NGC 2437	2	0.95	-3.17	-0.12	132	0.93	-0.14	0.37
	2	1.07	0.88	0.66	0		0.15	
NGC 2439	3	0.37	-2.22	3.13	274	1.10	0.13	0.09
	3	0.63	0.46	0.56	0		0.10	
NGC 2447	6	4.53	-1.98	5.42	183	1.08	-0.05	-0.09
	3	1.58	1.36	1.26	0		0.11	
NGC 2451A	12	5.28	-22.08	15.48	683	0.90	0.01	-0.05
	9	0.22	0.19	0.22	5		0.00	
NGC 2482	3	1.27	-3.18	-0.08	195	0.96	0.03	0.10
	3	1.48	1.51	1.09	0		0.09	
NGC 2489	2	-4.18	-4.83	5.45			0.17	-0.03
	1	3.82	2.85	3.03			0.15	
NGC 2516	17	2.77	-4.08	10.98	659	0.93	0.07	-0.12
	13	0.25	0.27	0.24	0		0.06	
NGC 2527	3	1.49	-6.45	7.18	358	1.12	0.13	0.10
	3	1.15	0.60	0.84	0		0.03	
NGC 2539	2	0.58	-2.50	-1.22	120	1.14	-0.08	-0.30
	2	1.58	1.11	1.12	0		-0.14	

Table 2. continued

Cluster	$N_{Tot}$	$\pi$	$\mu_{\alpha^*}$	$\mu_{\delta}$	$N_{Abs}$	uwsd	$\rho_{\mu\alpha^*}^{\pi}$	$\rho_{\mu\delta}^{\mu\alpha^*}$
	$N_{Use}$	$\sigma_{\pi}$ [mas]	$\sigma_{\mu}$ [mas/yr]	$\sigma_{\mu}$ [mas/yr]	$N_{Rej}$		$\rho_{\mu\delta}^{\pi}$	
NGC 2546	3	1.05	-2.92	4.71	175	0.90	0.03	-0.05
	2	0.56	0.42	0.49	2		0.10	
NGC 2547	8	2.27	-9.56	4.42	598	0.88	0.10	0.03
	8	0.29	0.32	0.24	1		0.13	
NGC 2548	5	1.63	-0.50	0.93	253	0.98	-0.29	-0.19
	5	0.79	0.70	0.65	4		-0.21	
NGC 2567	2	4.63	-3.62	4.69			0.01	-0.14
	1	2.65	1.87	2.03			-0.04	
NGC 2571	3	-0.59	-3.86	6.40	197	1.14	0.04	0.13
	2	1.95	1.21	1.55	1		-0.03	
NGC 2579	1	1.74	-6.45	4.15			0.11	0.05
	1	1.09	0.90	0.89			0.00	
NGC 2670	1	4.42	-6.81	3.62			-0.06	-0.10
	1	1.44	1.29	1.22			0.13	
NGC 2682	2	-0.16	-6.47	-6.27	96	0.88	-0.23	-0.40
	2	1.32	1.29	1.01	0		-0.27	
NGC 2925	2	-0.15	-8.57	4.72			0.08	-0.10
	1	0.78	0.76	0.64			0.05	
NGC 3114	11	0.95	-7.47	4.03	731	0.82	-0.05	-0.11
	9	0.25	0.26	0.21	0		-0.07	
NGC 3228	4	1.58	-15.64	-0.05	264	0.97	0.01	-0.09
	3	0.52	0.43	0.38	3		0.11	
NGC 3293	3	0.61	-7.53	3.10	202	0.88	0.14	0.06
	3	0.39	0.40	0.32	0		-0.17	
NGC 3324	1	0.40	-7.46	3.11			0.07	0.04
	1	0.53	0.53	0.44			-0.10	
NGC 3532	5	2.65	-10.70	5.26	343	0.94	0.03	0.38
	5	0.48	0.47	0.43	1		0.10	
NGC 3680	4	-3.11	-5.30	0.46	327	1.17	-0.14	-0.29
	4	1.64	0.98	1.10	5		0.12	
NGC 3766	7	1.36	-7.21	1.33	566	0.93	-0.13	0.26
	7	0.39	0.34	0.35	6		-0.05	
NGC 4103	2	0.46	-7.30	-0.13			0.14	0.08
	1	1.33	1.18	1.09			0.12	
NGC 4349	1	4.29	-5.77	1.44			-0.04	0.10
	1	2.54	2.22	2.17			-0.10	
NGC 4439	2	-1.50	-10.49	-0.85	184	1.10	0.08	0.18
	2	1.48	1.41	1.07	0		0.09	
NGC 4463	3	1.93	-4.85	0.88	241	0.89	0.02	-0.02
	3	0.64	0.58	0.50	0		0.10	
NGC 4609	3	0.96	-9.45	-6.52			0.05	0.12
	1	2.44	2.17	1.84			0.05	
NGC 4755	7	0.36	-4.42	-1.53	464	1.00	0.06	0.34
	5	0.41	0.33	0.30	0		0.07	
NGC 5138	1	-1.39	-1.73	-4.79			0.06	0.31
	1	3.06	2.41	1.68			0.08	
NGC 5281	3	-0.66	-4.71	-1.89	256	1.08	-0.05	0.55
	2	0.78	0.47	0.58	1		0.09	
NGC 5316	4	-0.46	-7.62	-1.34	323	1.09	-0.05	0.32
	4	1.17	0.98	1.11	2		0.09	

**Table 2.** continued

Cluster	$N_{Tot}$	$\pi$	$\mu_{\alpha^*}$	$\mu_{\delta}$	$N_{Abs}$	uwsd	$\rho_{\mu\alpha^*}^{\pi}$	$\rho_{\mu\delta}^{\mu\alpha^*}$
	$N_{Use}$	$\sigma_{\pi}$ [mas]	$\sigma_{\mu}$ [mas/yr]	$\sigma_{\mu}$ [mas/yr]	$N_{Rej}$		$\rho_{\mu\delta}^{\pi}$	
NGC 5460	2	0.62	-7.04	-3.23	121	0.94	-0.14	-0.10
	2	0.76	0.72	0.64	0		0.04	
NGC 5606	3	-1.27	-5.19	-4.60	184	1.00	-0.02	0.48
	3	0.94	1.06	0.80	0		-0.01	
NGC 5617	1	-0.78	-2.53	-4.36			-0.10	0.27
	1	1.60	1.33	1.24			0.02	
NGC 5662	7	1.06	-5.64	-7.24	481	0.96	-0.14	0.01
	7	0.50	0.45	0.44	0		0.04	
NGC 5749	1	1.46	-1.75	-3.36			0.07	0.07
	1	1.63	1.71	1.51			0.06	
NGC 5822	2	0.46	-8.34	-2.65	108	1.16	-0.33	0.00
	2	1.62	1.36	1.33	0		0.08	
NGC 5823	2	2.31	-5.07	1.79	133	1.13	-0.26	-0.07
	2	2.07	1.74	1.77	0		-0.06	
NGC 6025	4	0.87	-3.53	-2.75	272	0.94	-0.10	-0.29
	4	0.51	0.44	0.50	0		-0.14	
NGC 6067	2	1.97	-0.83	-2.47			-0.35	0.53
	1	1.44	1.66	1.32			-0.39	
NGC 6087	4	1.22	-1.43	-1.30	273	0.95	-0.05	-0.09
	4	0.57	0.57	0.53	0		-0.15	
NGC 6124	6	3.05	-1.76	-1.79	294	0.97	0.00	-0.26
	6	0.68	0.70	0.53	0		-0.25	
NGC 6167	3	1.00	-0.83	-4.52	104	0.93	0.09	-0.14
	2	0.76	0.76	0.59	0		-0.13	
NGC 6178	2	0.62	0.62	-2.06	68	1.16	0.15	0.16
	2	1.40	1.54	1.35	0		-0.14	
NGC 6193	3	1.88	0.17	-4.36			-0.01	-0.38
	1	1.17	1.13	0.84			0.02	
NGC 6204	2	0.13	-0.02	-0.01	72	1.01	0.04	0.44
	2	1.37	1.58	1.17	2		-0.10	
NGC 6208	1	5.32	-0.24	0.53			0.27	0.12
	1	3.91	4.41	3.25			-0.05	
NGC 6231	5	-0.32	-0.34	-2.32	100	0.98	0.27	-0.06
	3	0.59	0.63	0.45	0		0.01	
NGC 6242	1	0.37	1.66	-1.61			0.25	-0.32
	1	1.24	1.39	1.09			-0.13	
NGC 6249	1	2.44	0.17	-4.75			-0.01	0.38
	1	1.97	1.98	1.29			-0.50	
NGC 6250	3	1.03	0.21	-3.56	150	1.02	0.10	-0.23
	3	0.76	0.82	0.49	0		-0.26	
NGC 6281	3	1.82	-3.41	-5.10	157	0.98	-0.08	-0.15
	3	0.85	0.88	0.51	0		-0.26	
NGC 6322	1	0.69	0.92	-0.48			0.23	0.02
	1	1.01	1.31	0.64			0.00	
NGC 6383	3	0.07	3.22	-0.84	78	0.99	-0.01	-0.19
	2	1.14	1.36	0.82	0		-0.09	
NGC 6405	4	1.70	-1.57	-6.61	165	0.88	-0.05	-0.27
	4	0.46	0.52	0.32	0		-0.03	
NGC 6425	1	1.77	3.11	-2.79			0.18	0.07
	1	2.13	2.64	1.54			0.05	

Table 2. continued

Cluster	$N_{Tot}$	$\pi$	$\mu_{\alpha^*}$	$\mu_{\delta}$	$N_{Abs}$	uwsd	$\rho_{\mu\alpha^*}^{\pi}$	$\rho_{\mu\delta}^{\mu\alpha^*}$
	$N_{Use}$	$\sigma_{\pi}$ [mas]	$\sigma_{\mu}$ [mas/yr]	$\sigma_{\mu}$ [mas/yr]	$N_{Rej}$		$\rho_{\mu\delta}^{\pi}$	
NGC 6475	18	3.66	2.61	-4.80	531	0.77	-0.12	-0.13
	16	0.30	0.33	0.22	0		0.02	
NGC 6494	3	-1.37	-1.30	-0.67	157	1.14	-0.17	0.02
	3	1.32	1.42	0.80	0		0.12	
NGC 6514	4	-0.41	-0.42	-3.02	93	0.93	-0.11	-0.54
	2	0.62	0.71	0.44	0		0.08	
NGC 6530	5	1.09	0.58	-2.09	199	1.02	-0.08	-0.47
	5	0.75	0.82	0.50	0		0.23	
NGC 6531	2	0.89	2.28	-3.05	89	1.04	-0.17	-0.25
	2	1.02	1.11	0.67	0		-0.08	
NGC 6604	2	0.43	-0.02	-2.74	82	0.94	-0.14	-0.67
	2	0.83	1.17	0.77	0		0.23	
NGC 6611	3	0.81	2.09	-0.90	64	1.12	-0.41	-0.64
	2	1.36	1.60	0.99	0		0.42	
NGC 6613	3	0.69	-1.02	-1.33	129	0.98	-0.13	-0.12
	3	0.84	0.93	0.58	0		0.10	
NGC 6618	1	-0.36	0.14	-3.63			-0.05	0.09
	1	1.40	1.49	0.94			0.16	
NGC 6633	6	2.67	-0.01	-0.51	297	1.06	0.09	0.00
	4	0.75	0.66	0.54	1		0.14	
NGC 6664	2	0.63	-0.31	-2.31	81	1.05	0.10	-0.34
	2	1.44	1.54	1.17	2		-0.20	
NGC 6694	1	1.93	-1.73	-0.91			0.19	-0.11
	1	1.30	1.35	0.95			-0.16	
NGC 6709	2	1.49	2.61	-3.07	94	0.98	-0.06	-0.07
	2	1.35	1.26	1.04	0		0.21	
NGC 6716	3	0.29	-2.68	-4.73	138	1.10	0.05	-0.10
	3	1.05	1.05	0.69	1		0.11	
NGC 6755	2	0.36	-1.70	-1.87	89	1.09	0.08	0.14
	2	1.69	1.53	1.19	0		-0.07	
NGC 6811	2	-1.57	-3.58	-8.19	144	1.09	-0.11	-0.01
	2	1.58	1.99	1.60	0		-0.03	
NGC 6823	2	2.31	-1.41	-3.04	140	0.98	0.02	0.06
	2	1.08	0.94	0.92	0		0.03	
NGC 6830	1	3.21	0.89	-2.76			-0.14	-0.17
	1	1.49	1.17	1.03			-0.05	
NGC 6834	2	1.18	-0.12	-2.16			-0.02	0.05
	1	2.16	1.61	1.89			0.06	
NGC 6866	2	0.81	-1.98	-3.83	138	1.16	-0.03	0.10
	2	1.97	1.87	1.75	1		0.17	
NGC 6871	7	0.26	-3.23	-6.93	366	0.95	-0.07	-0.04
	4	0.44	0.37	0.40	2		0.04	
NGC 6882	3	2.07	1.60	-9.80	272	0.91	-0.07	-0.17
	3	0.45	0.29	0.29	0		0.07	
NGC 6883	1	0.86	-2.89	-6.53			-0.06	0.01
	1	0.72	0.55	0.60			0.09	
NGC 6910	2	0.06	-3.66	-5.33	157	0.89	0.06	0.15
	2	0.49	0.43	0.44	1		0.09	
NGC 6913	3	0.21	-2.95	-6.16	261	1.04	-0.06	-0.05
	3	0.65	0.53	0.50	0		0.03	

**Table 2.** continued

Cluster	$N_{Tot}$	$\pi$	$\mu_{\alpha^*}$	$\mu_{\delta}$	$N_{Abs}$	uwsd	$\rho_{\mu\alpha^*}^{\pi}$	$\rho_{\mu\delta}^{\mu\alpha^*}$
	$N_{Use}$	$\sigma_{\pi}$ [mas]	$\sigma_{\mu}$ [mas/yr]	$\sigma_{\mu}$ [mas/yr]	$N_{Rej}$		$\rho_{\mu\delta}^{\pi}$	
NGC 6940	3	-0.47	-2.23	-9.70	130	1.13	-0.08	0.13
	2	1.20	0.88	0.89	0		-0.02	
NGC 7039	5	1.55	-0.48	-2.99	163	0.89	-0.02	0.08
	2	0.51	0.50	0.47	0		0.04	
NGC 7062	1	-0.37	-2.52	-5.83			0.08	-0.16
	1	2.88	3.13	2.60			0.09	
NGC 7063	3	2.19	0.23	-2.38	303	0.97	-0.09	-0.18
	3	0.84	0.55	0.61	3		0.21	
NGC 7086	1	0.33	0.98	0.22			-0.06	-0.08
	1	1.70	1.56	1.44			0.13	
NGC 7092	9	3.30	-8.00	-19.71	380	0.94	-0.14	-0.21
	5	0.35	0.35	0.32	0		0.05	
NGC 7160	4	1.11	-2.71	-1.49	311	1.08	0.00	-0.15
	4	0.40	0.44	0.36	0		0.08	
NGC 7209	4	-0.07	1.46	1.85	342	1.08	0.00	-0.17
	4	0.98	0.90	0.83	13		0.13	
NGC 7235	1	4.15	-4.03	-2.11			-0.14	0.10
	1	1.42	1.27	1.19			0.08	
NGC 7243	4	0.56	1.61	-2.53	331	0.94	-0.10	0.08
	4	0.56	0.45	0.49	0		0.02	
NGC 7380	1	-0.79	-1.74	-2.52			-0.01	-0.10
	1	1.00	0.84	0.81			0.25	
NGC 7654	3	0.37	-2.00	-1.78	155	1.06	0.04	-0.17
	2	0.68	0.71	0.65	0		-0.08	
NGC 7788	1	0.40	-3.07	-1.71			-0.08	-0.04
	1	2.01	2.03	1.58			0.12	
NGC 7790	2	-3.20	-0.73	-2.14			-0.14	-0.13
	1	2.16	2.13	1.58			0.08	
ONC	18	1.68	1.73	-0.47	378	1.05	0.12	-0.02
	7	0.48	0.40	0.27	0		-0.27	
PIS 4	4	1.21	-6.05	6.56	223	0.99	-0.23	-0.08
	3	0.53	0.51	0.41	1		0.18	
ROS 5	5	1.99	3.06	-1.97	333	0.94	-0.12	-0.07
	4	0.46	0.35	0.33	0		0.08	
RUP 98	1	0.56	-3.88	-8.57			0.00	0.26
	1	0.96	0.88	0.71			0.01	
RUP 108	3	-0.85	-10.06	-3.25	139	1.08	-0.20	0.09
	2	1.44	1.15	1.02	0		0.16	
STO 2	6	3.11	16.25	-13.35	394	0.99	0.11	-0.41
	6	0.57	0.71	0.50	13		0.07	
STO 7	3	1.63	-3.33	0.24	142	1.13	0.05	-0.23
	2	1.00	0.85	0.84	0		0.06	
STO 14	2	1.37	-5.93	0.82	166	0.81	0.07	0.19
	2	0.39	0.36	0.34	0		0.09	
TRU 2	3	2.14	1.36	-5.13	231	0.94	0.09	0.08
	3	0.69	0.58	0.62	0		0.16	
TRU 10	7	2.38	-13.40	7.04	384	0.99	0.01	0.03
	5	0.38	0.33	0.30	2		0.10	
TRU 14	1	0.29	-7.25	2.69			0.05	0.05
	1	0.59	0.64	0.52			0.03	



**Table 2.** continued

Cluster	$N_{Tot}$ $N_{Use}$	$\pi$ $\sigma_\pi$ [mas]	$\mu_{\alpha^*}$ $\sigma_\mu$ [mas/yr]	$\mu_\delta$ $\sigma_\mu$ [mas/yr]	$N_{Abs}$ $N_{Rej}$	uwsd	$\rho_{\mu\alpha^*}^\pi$ $\rho_{\mu\delta}^\pi$	$\rho_{\mu\delta}^{\mu\alpha^*}$
TRU 15	1	1.49	-7.71	3.26			0.10	0.07
	1	0.90	1.03	0.78			0.02	
TRU 17	1	-1.62	-2.59	2.88			-0.12	0.18
	1	1.83	1.97	1.61			0.13	
TRU 18	1	0.42	-7.43	1.23			0.04	0.05
	1	1.04	1.06	0.87			0.06	
TRU 24	3	-0.86	0.30	-0.17			-0.21	-0.56
	1	0.84	1.03	0.79			0.21	
TRU 27	1	1.32	-0.92	-0.57			0.09	-0.34
	1	2.04	2.47	1.51			-0.09	
TRU 37	17	2.03	-2.95	-4.57	772	1.09	-0.13	0.32
	9	0.40	0.36	0.37	2		0.04	
VDB 1	1	3.76	-4.78	-3.63			-0.38	0.14
	1	2.77	2.26	1.53			-0.16	
VDBH 99	5	1.87	-14.48	0.62	227	0.81	0.09	-0.03
	3	0.31	0.32	0.27	0		-0.03	