

# The temperatures of dust-enshrouded active galactic nuclei

Neil Trentham and A. W. Blain

*Institute of Astronomy, Madingley Road, Cambridge, CB3 0HA.*

27 October 2018

## ABSTRACT

A high density of massive dark objects (MDOs), probably supermassive black holes, in the centres of nearby galaxies has been inferred from recent observations. There are various indications that much of the accretion responsible for producing these objects took place in dust-enshrouded active galactic nuclei (AGNs). If so, then measurements of the intensity of background radiation and the source counts in the far-infrared and submillimetre wavebands constrain the temperature of dust in these AGNs. An additional constraint comes from the hard X-ray background, if this is produced by accretion. One possibility is that the dust shrouds surrounding the accreting AGNs are cold, about 30 K. In this event, the dusty AGNs could be some subset of the population of luminous distant sources discovered at  $850\ \mu\text{m}$  using the SCUBA array on the JCMT, as proposed by Almaini, Lawrence and Boyle (1999). An alternative is that the dust shrouds surrounding the accreting AGNs are much hotter ( $> 60\ \text{K}$ ). These values are closer to the dust temperatures of a number of well-studied low-redshift ultraluminous galaxies that are thought to derive their power from accretion. If the local MDO density is close to the maximum permitted, then cold sources cannot produce this density without the submillimetre background being overproduced if they accrete at high radiative efficiency, and thus a hot population is required. If the dust-enshrouded accretion occurred at similar redshifts to that taking place in unobscured optical quasars, then a significant fraction of the far-infrared background radiation measured by *COBE* at  $140\ \mu\text{m}$ , but very little of the submillimetre background at  $850\ \mu\text{m}$ , may have been produced by hot dust-enshrouded AGNs which may have already been seen in recent *Chandra* X-ray surveys.

**Key words:** galaxies: formation – infrared: galaxies – quasars: general – cosmology: observations

## 1 INTRODUCTION

There is increasing evidence (Magorrian et al. 1998; van der Marel 1999, Ferrarese & Merritt 2000, Gebhardt et al. 2000) for massive dark objects (MDOs), probably supermassive black holes (Kormendy & Bender 1999), in the centers of most large nearby galaxies. The comoving mass density of these MDOs is higher by at least a factor of two (Salucci et al. 1999), and possibly more (Phinney 1997; Haehnelt, Natarajan & Rees 1998), than can be explained by accretion onto optically-luminous AGNs.

Haehnelt et al. (1998) suggested one possible solution to this problem: that much of the accretion is obscured by dust, and that this population of dust-obscured AGNs is missing from optically selected samples (see also Fabian 1999 for a specific model). Dust-enshrouded AGNs are certainly known at high redshift: see Table 1 for some examples, and McMahon et al. (1999) and Benford et al. (1999). However, note that the fraction of their bolometric luminosity that

originates from an AGN as opposed to a starburst has not been well established in most cases. In an important recent development, analysis of the hard X-ray background (Fabian & Iwasawa 1999; Salucci et al. 1999) has revealed that if the sources responsible for producing the X-ray background are obscured (type-2) quasars, then they may also be the class of sources that are responsible for producing the high local MDO density, as dust and the associated density of molecular and neutral gas is transparent to hard X-rays.

Fabian & Iwasawa (1999) suggest that the bulk of the energy absorbed at optical, ultraviolet and soft X-ray wavelengths is reradiated at far-infrared and submillimetre wavelengths by obscured AGNs. We investigate this scenario using constraints from far-infrared and submillimetre source counts and backgrounds. If we assume that interstellar dust is responsible for the absorption and reradiation, then the question becomes: what is the dust temperature of these sources?

Almaini et al. (1999) and Gunn & Shanks (2000) re-

arXiv:astro-ph/0010186v1 10 Oct 2000

**Table 1.** Examples of dust-enshrouded high-redshift AGNs.

Object	Redshift	Reference
IRAS F10214+4724	2.3	Lacy et al. (1998) and references therein
QSO H1413+117	2.6	Kneib, Alloin & Pello (1998) and references therein
SMM J02399–0136	2.8	Ivison et al. (1998), Frayer et al. (1998)
APM 08279+5255	3.9	Irwin et al. (1998), Lewis et al. (1998)
BR 1202–0725	4.7	Isaak et al. (1998), Kawabe et al. (1999)
SMM J02399–0134	1.1	Soucail et al. (1999), Bautz et al. (2000)

cently proposed that the obscured quasars contributing to the X-ray background have cold ( $\leq 40$  K) dust shrouds, and that they account for about ten to twenty per cent of the mJy sources detected at  $850 \mu\text{m}$  using the SCUBA camera at the JCMT (Blain et al. 2000 and references therein). Their motivation for suggesting this temperature comes from observations of high-redshift radio-quiet AGNs (Benford et al. 1999). Interestingly this is the most favoured temperature for the SCUBA sources derived from current measurements of the far-infrared and submillimetre background, source counts and redshift distribution (Blain et al. 1999a,b; Trentham, Blain & Goldader 1999).

This idea is very attractive. The dust in type-2 AGNs, which are required to produce the hard X-ray background, is observed directly by SCUBA reradiating away the absorbed ultraviolet and soft X-ray energy in the submillimetre waveband. Two of these SCUBA sources, in the field of the lensing cluster Abell 370 (Smail, Ivison & Blain 1997), which are known from optical spectroscopy to contain AGNs, have in fact been seen at X-ray wavelengths with *Chandra* by Bautz et al. (2000). On the other hand, much of the accretion may take place surrounded by hotter ( $\geq 60$  K) dust shrouds, as would be required by radiative transfer models of the spectral energy distributions (SEDs) of luminous infrared galaxies (Rowan-Robinson 2000 and references therein). These objects would then on the whole have SEDs skewed to wavelengths too short to be seen easily with SCUBA, yet too long to have been seen in ground-based near-infrared surveys. They may be present in substantial numbers but until recently have been very difficult to detect at all. The first such objects to be seen in a systematic survey were recently described by Wilman, Fabian & Gandhi, who found *ISO* 6.7- $\mu\text{m}$  and 15- $\mu\text{m}$  counterparts of two hard X-ray sources detected by *Chandra*. Many local infrared-luminous AGNs, for example the ‘Warm ULIGs’ of Sanders & Mirabel (1996), have temperatures close to 60 K. Higher temperatures in excess of 100 K are observed for a few, rare high-redshift ULIGs, such as P09104+4109 (Kleinmann et al. 1988) and APM 08279+5255 (Lewis et al. 1998), with temperatures in excess of 100 K. The fortunate circumstances under which APM 08279+5255 (Irwin et al. 1998) was discovered (the infrared source happens to lie close to the caustic of a lensing galaxy so is highly magnified) are perhaps suggestive that many such objects (without such a large magnification) exist but are as yet unidentified. Even higher dust temperatures (150–200 K) are implied by the observed bumps in the SEDs of the most luminous Seyfert galaxies at about  $25 \mu\text{m}$  (Sanders & Mirabel 1996), although the bolometric

luminosities of these galaxies are not dominated by these hot components.

Therefore it is worth investigating the constraints on the temperatures of dust-enshrouded AGNs, the observations of which are described in Section 2. In Section 3 we demonstrate the effect of the dust temperature on both the observable source counts and the efficiency of accretion. We conduct more detailed calculations in Section 4. In Section 5 we discuss our results and indicate the most promising lines of enquiry for the future. Throughout this paper we assume that  $H_0 = 50 \text{ km s}^{-1} \text{ Mpc}^{-1}$  and  $\Omega_0 = 1$ .

## 2 DUST-ENSHROUDED AGNS

It is plausible that dust-enshrouded AGNs are responsible for the production of the hard X-ray background radiation and constitute a subset of the SCUBA galaxies. There is an additional argument to support the presence of obscured AGNs. If the SCUBA sources have similar gas density structures as local ultraluminous infrared galaxies (ULIGs), specifically that the bolometric luminosity originates from a very dense compact central region (Downes & Solomon 1998; Sakamoto et al. 1999), as suggested by their similar SEDs (Ivison et al. 1998, 2000), then a very efficient power source is required. The only  $z = 0$  stellar systems that exist at the same densities,  $100 M_\odot \text{ pc}^{-3}$  or greater, are the cores of elliptical galaxies (Kormendy & Sanders 1992); however, because only about one per cent of the cosmological density in stars (Fukugita, Hogan & Peebles 1998) is in these systems, it is unlikely that their formation alone could have generated the large fraction of the bolometric energy density of the Universe ( $> 10$  per cent) that is accounted for by the SCUBA sources (Trentham 2000). High-mass stars would be another alternative, but this would then require the MDOs to be clusters of stellar remnants, not black holes, an idea which seems to be ruled out given the high angular resolution of recent stellar-kinematical measurements of the centers of nearby galaxies (e.g. Kormendy & Bender 1999) unless the clusters of stellar remnants coalesce to form supermassive black holes.

An alternative efficient power source would be accreting AGNs. However, it is unlikely that sources with bolometric luminosities that originate from these compact central regions, with cold rotating nuclear gas disks on scales  $< 300 \text{ pc}$ , can be powered by AGNs alone, if their only source of fuel is these gas disks. This is because it is difficult to remove sufficient angular momentum from the gas to allow it

to reach the event horizon of a black hole without converting the gas into stars (Begelman 1994). This is a long-standing astrophysical problem, and it is now confirmed by observations on scales where the central black hole contributes significantly to the local gravitational potential (e.g. Sakamoto et al. 1999).

### 3 THE OBSERVATIONAL EFFECTS OF DIFFERENT DUST TEMPERATURES IN ACCRETING AGNS

A luminosity function can be adopted to describe the population of submillimetre-luminous galaxies, for example the Gaussian function chosen by Trentham et al. (1999). This can be integrated over redshift and luminosity to make predictions of the source counts and background radiation intensities in the submillimetre and far-infrared wavebands, if an (SED) is assumed, (which is normalised to the spectral luminosity at an arbitrary wavelength of  $60\ \mu\text{m}$ ,  $L_{60}$ , chosen for convenient comparison with *IRAS* studies of the local Universe. This luminosity function is consistent with the observed source counts of galaxies at  $850$  and  $175\ \mu\text{m}$  and the intensity of the far-infrared background radiation (Puget et al. 1996, Hauser et al. 1998; Schlegel et al. 1998, Finkbeiner et al. 2000) if the dust temperature  $T \simeq 40\ \text{K}$ , assuming that the dusty sources all radiate as modified blackbodies with a single temperature, and that the dust emissivity varies with frequency as a power law  $\nu^p$  where  $p = 1.5$ .

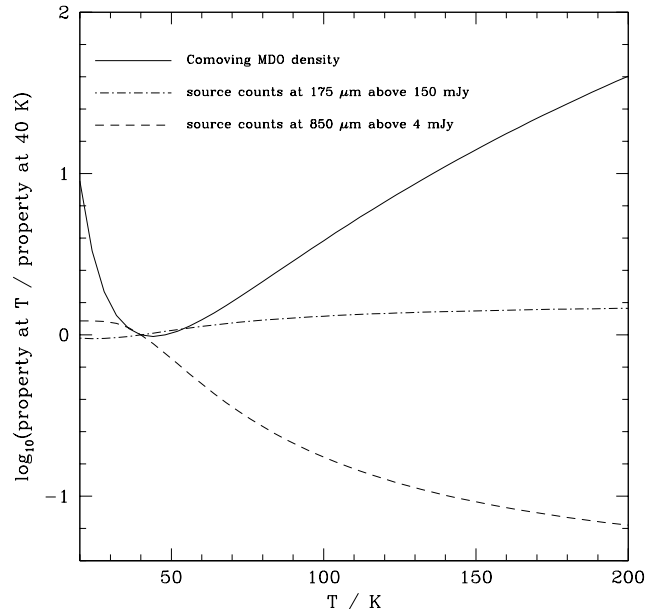
In Fig. 1, we show the effects of changing the dust temperature, and thus modifying the SED, on the counts of galaxies at  $850$  and  $175\ \mu\text{m}$ . The results are presented in the form of ratios as compared with the values at  $T = 40\ \text{K}$ , and so details of the normalization of the counts and backgrounds need not be considered here. The Gaussian luminosity function used has a characteristic  $60\text{-}\mu\text{m}$  luminosity  $L_{60}^* = 3 \times 10^{13} L_{\odot}$  and a width  $\sigma = 0.5$ . No luminosity evolution is assumed and the comoving density of sources is assumed to be constant in the redshift range  $1 < z < 3$  and zero elsewhere (Trentham et al. 1999).

At  $850\ \mu\text{m}$  the counts are less at greater dust temperatures, because the hotter sources are being probed further down the Rayleigh–Jeans tail of their SEDs, and so only sources with greater bolometric luminosity can exceed the flux density limit required to appear in the count. The temperature dependence of the  $175\text{-}\mu\text{m}$  source counts, and of the background radiation intensity at  $140$  and  $240\ \mu\text{m}$ , is much weaker as these quantities are derived from the properties of the SED much closer to its peak.

If we assume that the bolometric far-infrared luminosity of the AGN,  $L_{\text{bol}}$ , is powered entirely by accretion onto a black hole at a fraction  $f_{\text{edd}}$  of the Eddington luminosity and that the accretion efficiency is independent of luminosity, then the mass of the central black hole (the MDO) is

$$\frac{M}{M_{\odot}} = 3.5 \times 10^{-5} f_{\text{edd}}^{-1} \left( \frac{L_{\text{bol}}}{L_{\odot}} \right). \quad (1)$$

In this accretion model, a greater bolometric luminosity must derive from a greater accretion rate, and so correspond to a greater black hole mass. As shown in Fig. 1, the comoving MDO density generated in order to power the  $850$ - and  $175\text{-}\mu\text{m}$  sources depends on the dust temperature, in



**Figure 1.** The ratio of the comoving density of MDOs onto which material is accreting in dust-enshrouded AGNs, the  $175\text{-}\mu\text{m}$  source counts brighter than  $150\ \text{mJy}$  and the  $850\text{-}\mu\text{m}$  source counts brighter than  $4\ \text{mJy}$ , as a function of the dust temperature  $T$  of the sources. The galaxies are all assumed to have a single value of  $T$ . The results are presented as ratios, and so the general form of the curves is insensitive to the details of the luminosity function parameters.

the sense that very cold and very hot sources have greater bolometric luminosities per unit spectral luminosity at the wavelength of  $60\ \mu\text{m}$ , at which the luminosity function is defined, or indeed per unit bolometric luminosity.

It is clear from Fig. 1 that a greater comoving MDO density is produced by hotter sources per unit contribution to the  $850\text{-}\mu\text{m}$  source counts. If we assume that the bolometric far-infrared luminosities of the sources are proportional to their absorbed soft X-ray flux densities, that is the fraction of the energy absorbed by dust and gas at wavelengths outside the soft X-ray window is either negligible or independent of luminosity, then the absolute value of the hard X-ray background intensity is almost proportional to the comoving MDO density. The difficulties in normalizing this relation are discussed in Section 4. The dust temperature could thus have a significant effect on the submillimetre/far-infrared observability of the sources responsible for the generation of the hard X-ray background. Because the numbers plotted in Fig. 1 are ratios, when the models are matched to observations in detail, the absolute values of these (and other) quantities must also be considered as a function of temperature.

### 4 SPECIFIC NORMALIZED MODELS OF ACCRETION

We now investigate the normalization of specific models of dust-enshrouded accretion onto black holes at high redshift. As discussed above, we can integrate over redshift and lu-

minosity to derive the comoving mass density of the black holes that are accreting at any redshift  $z$  using equation (1). By including the density of black holes that have accreted in the past, but are quiescent at  $z$ , we can compute the total mass density of MDOs at  $z$ .

We can constrain the redshift-dependant luminosity function of  $\phi(L_{60}, z)$  of accreting sources, their temperatures  $T$ , and  $f_{\text{edd}}$  in combination if we know the mass density of MDOs at  $z = 0$ . Further constraints are imposed by measurements of the counts and backgrounds if we assume an SED for the sources, and by the X-ray background if we include some infrared-to-X-ray conversion factor. A number of assumptions must first be made:

1) All sources are assumed to have the same temperature. In reality sources probably have a range of temperatures; consequently  $T$  should be regarded as a luminosity-weighted average temperature.

2) A specific form of  $\phi(L_{60}, z)$  must be assumed. The dependence on  $L_{60}$  is assumed to be a Gaussian function with width  $\sigma = 0.5$  and characteristic luminosity  $L_{60}^*$ . No luminosity evolution is assumed, that is  $L_{60}^*$  does not vary with redshift, and the evolution of the comoving space density of sources is chosen to ensure that the integral  $\int_0^\infty L_{60} \phi(L_{60}, z) dL$  varies with redshift in the same way as the ultraviolet AGN luminosity density (Boyle & Terlevich 1998).

3) Any mode of accretion that is either not dust-enshrouded or not generating powerful emission, for example advection-dominated accretion, is assumed to be negligible.

4) When constraining  $\phi(L, z)$ ,  $T$ , and  $f_{\text{edd}}$  using measurements of the backgrounds and source counts at various wavelengths, we require that the backgrounds or source counts are never overproduced. It is not a concern if the model underpredicts the observed quantities, as there is certainly a significant contribution from infrared-luminous galaxies that are powered by star-formation activity as opposed to AGN accretion.

The models are constrained by the upper limit to the 2.8-mm source counts (Wilner & Wright 1997), the 850- $\mu\text{m}$  and 450- $\mu\text{m}$  source counts (Blain et al. 2000), the 175- $\mu\text{m}$  source counts (Kawara et al. 1998; Puget et al. 1999), the submillimetre and far-infrared background radiation intensity (Puget et al. 1996, Fixsen et al. 1998; Hauser et al. 1998; Schlegel et al. 1998, Finkbeiner et al. 2000) and the MDO density at  $z = 0$ ,  $\rho_{\text{MDO}}(0)$ . The methodology used to make these comparisons is described in detail by Trentham et al. (1999).

## 5 RESULTS AND DISCUSSION

In all the models, very low dust temperatures are ruled out to avoid breaching both the limit to the observed 2.8-mm counts (Wilner & Wright 1997) and the submillimetre background intensity (Fixsen et al. 1998). For most values of  $L_{60}^*$ , the most important constraint becomes the requirement that the 175- $\mu\text{m}$  source counts are not overproduced, a constraint which also depends on  $T$ . The 850- and 450- $\mu\text{m}$  counts are exceeded for some values of  $L^*$  and  $T$ , but these values are always also ruled out by the observed intensity of either the 850- or 240- $\mu\text{m}$  backgrounds. As the value of  $L^*$  increases,

the count constraints become steadily more important relative to the background constraints, but never become more significant for the values of  $L_{60}^* < 10^{14} L_\odot$ .

The results can be summarized by a simple equation:

$$\frac{t}{\text{K}} \geq \left[ \frac{\rho_{\text{MDO}}(0)}{\text{M}_\odot \text{Mpc}^{-3}} f_{\text{edd}} \right]^{0.36}. \quad (2)$$

This equation is an equality if the submillimetre and far-infrared backgrounds are produced entirely by dust-enshrouded AGNs; it is an inequality if a significant fraction of the background comes from another population of objects.

From equation (2),  $T \geq 70 \text{ K}$  is required for  $f_{\text{edd}} > 0.1$ , if we assume the higher value of the local MDO density implied by the MDO mass-galaxy luminosity correlation of Magorrian et al. (1998) i.e.  $\rho_{\text{MDO}}(0) = 1.5 \times 10^6 \text{ M}_\odot \text{Mpc}^{-3}$ . Such objects are probably not the SCUBA-selected galaxies, which probably have temperatures of about 40 K (Ivison et al. 1998, 2000; Blain et al. 1999b; Trentham et al. 1999). An additional warm population of dusty galaxies must be hypothesized to explain the X-ray background and the local MDO density in this case.

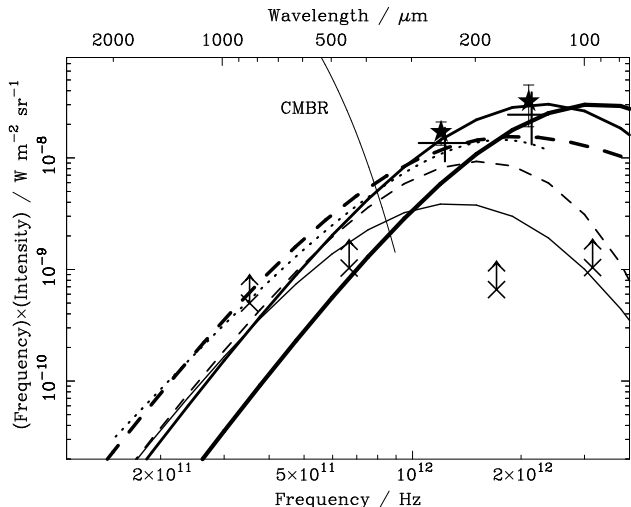
This scenario is interesting, because the observed 140- and 240- $\mu\text{m}$  background radiation intensity can be explained entirely by this population, as shown in Fig. 2. The cooler SCUBA sources in the models of Blain et al. (1999a,b) and Trentham et al. (1999) tend to underpredict the 140- $\mu\text{m}$  background and the 100- $\mu\text{m}$  and 60- $\mu\text{m}$  backgrounds of Finkbeiner et al. (2000). Hence, a hotter additional population could be argued for *a priori*, and it is attractive that such a population can simultaneously provide the accretion necessary to generate the MDO density at  $z = 0$ .

If, on the other hand, we assume the lower value of the local MDO density implied by van der Marel (1999) i.e.  $\rho_{\text{MDO}}(0) = 2 \times 10^5 \text{ M}_\odot \text{Mpc}^{-3}$ , and that MDOs formed in only the dust-enshrouded high-redshift AGNs that contribute to the hard X-ray background, then sources with temperatures as low as 30 K are consistent with the observations. Such objects could easily make up a subset of the SCUBA sources. This is essentially the scenario proposed by Almaini et al. (1999) and studied by Gunn & Shanks (2000).

### 5.1 Constraints from X-ray observations

It is difficult to use measurements of the hard X-ray background as a strong constraint on the history of accretion, because we do not know the SED of a typical obscured AGN over the entire spectrum from submillimetre to hard X-ray wavelengths. For example, the dust-enshrouded AGNs listed in Table 1 have very different SEDs.

Fabian & Iwasawa (1999) estimated that the total X-ray flux density that is absorbed and reradiated by the dust-enshrouded AGN population is about  $3 \text{ nW m}^{-2} \text{ sr}^{-1}$ . This is the integrated value over all wavelengths and is thus independent of the dust temperature. This is 58, 7, and 7 per cent of the background radiation integrated over all wavelengths for the three solid lines on Fig. 2 in order of increasing thickness, and so in these three models, 42, 93, and 93 per cent respectively of the energy absorbed by the dust shrouds of the AGNs must come from either a population of Compton-thick sources that are not present in X-ray sur-



**Figure 2.** The intensity of background radiation in the millimetre, submillimetre and far-infrared wavebands, as deduced by: Fixsen et al. (1998) – thin dotted line that ends within the frame; Schlegel et al. (1998) – stars; Hauser et al. (1998) – thick solid crosses. The diagonal crosses represent lower limits to the background intensity inferred from source counts. From left to right: the 850- and 450- $\mu\text{m}$  count of Blain et al. (2000), and the 175- and 95- $\mu\text{m}$  counts of Kawara et al. (1998) and Puget et al. (1999). The three solid lines represent models for dust-enshrouded AGNs presented here:  $T = 30\text{ K}$ ,  $\rho_{\text{MDO}} = 2 \times 10^5 \text{ M}_{\odot} \text{ Mpc}^{-3}$ ,  $f_{\text{edd}} = 0.1$  – (thin);  $T = 70\text{ K}$ ,  $\rho_{\text{MDO}} = 1.5 \times 10^6 \text{ M}_{\odot} \text{ Mpc}^{-3}$ ,  $f_{\text{edd}} = 0.1$  – (medium);  $T = 100\text{ K}$ ,  $\rho_{\text{MDO}} = 1.5 \times 10^6 \text{ M}_{\odot} \text{ Mpc}^{-3}$ ,  $f_{\text{edd}} = 0.1$  – (thick). The thick solid line also fits the recently-determined 100- $\mu\text{m}$  and 60- $\mu\text{m}$  backgrounds (Finkbeiner et al. 2000). For comparison, the background spectrum in the Modified Gaussian model of the SCUBA sources and backgrounds (Barger et al. 1999; Blain et al. 1999a) is represented by the thick dashed line, and that in model G of Trentham et al. (1999) is shown by the thin dashed line. There is a population of low-redshift luminous objects in the Modified Gaussian model, but not in model G.

veys, or from outside the X-ray window defined by Fabian & Iwasawa (1999).

One possibility is that very luminous heavily obscured AGNs, perhaps like Markarian 273 (that looks like a starburst at near-infrared and optical wavelengths but like a dusty AGN at mid-infrared wavelengths; Lutz et al. 1999), or maybe even more obscured, are common at high redshift. These could well be Compton-thick. This possibility is suggested by the non-detection of six SCUBA sources with the *Chandra* X-ray satellite (Fabian et al. 2000; see Table 2 and the accompanying list of energy budgets). Such a scenario also would be suggested by the spectroscopy of the SCUBA sources by Barger et al. (1999), who find no Seyfert 1’s like Markarian 231, so that if their sources are AGN-powered they *must* be heavily obscured.

Table 2 should be considered in conjunction with the following energy contributions to the extragalactic background light.  $\epsilon_{\text{cc}} + \epsilon_{\text{hc}} = 2 \text{ nW m}^{-2} \text{ sr}^{-1}$  from Fabian & Iwasawa (1999), after removing their correction for Compton-thick sources.  $\epsilon_{\text{cc}} + \epsilon_{\text{cC}} \leq 7 \text{ nW m}^{-2} \text{ sr}^{-1}$  from Trentham et al. (1999), summing all the energy in the SCUBA sources, the temperatures of which are constrained to not overproduce the far-infrared background at the high- $T$  end, and to

produce about one-third of the 450- $\mu\text{m}$  background at the low- $T$  end (Blain et al. 1999a). This is a lower limit due to the possibility of a contribution from sources powered by star formation.  $\epsilon_{\text{cc}} + \epsilon_{\text{hc}} + \epsilon_{\text{cC}} + \epsilon_{\text{hC}} = 5 \text{ nW m}^{-2} \text{ sr}^{-1}$  for the thin solid line in Fig. 2.

The possibility of there existing many hot Compton-thick sources is also realistic as both more cold sources appear to be Compton-thick than Compton-thin (see the first two lines of Table 2), and more Compton-thin sources appear to be hot than cold (see the second and fourth lines of Table 2). Note that caution is required when directly interpreting the numbers in the fourth, fifth and sixth columns of Table 2 since the sensitivities of *Chandra* and SCUBA to the same template object in each survey are different). Such sources may appear at hard X-ray wavelengths, like those probed more sensitively by the *XMM-Newton* satellite.

If the entire observed intensity of the 140- $\mu\text{m}$  background radiation, about  $30 \text{ nW m}^{-2} \text{ sr}^{-1}$ , ten times greater than Fabian & Iwasawa (1999) estimated, is to be explained by dust-enshrouded AGNs, then higher-temperature sources radiating at a high efficiency are required. However, other mechanisms, for example warm dust reradiating absorbed starlight from normal star-forming galaxies at  $z \leq 2$  (see Appendix A), or an isotropic warm Galactic dust component (Lagache et al. 1999), could be responsible for a significant fraction of the 140- $\mu\text{m}$  background, thus reducing the background radiation intensity that is required from this additional AGN population.

In summary, we cannot distinguish between these scenarios at present. The properties of high-redshift dust-enshrouded AGNs remain only poorly constrained. Nevertheless using the results presented here we can suggest productive lines of enquiry for the future.

## 5.2 Making observational progress in understanding the growth of MDOs and dust-enshrouded AGNs

More information about both the properties of distant dusty galaxies and the density of MDOs at low redshifts is required to better understand the dominant mode of AGN accretion at high redshifts. Based on the models presented here, we now list the most promising directions for future progress.

(1) Multiwaveband follow-up observations of high-redshift far-infrared and submillimetre selected galaxies will be required to identify candidate dusty AGNs that are undergoing significant amounts of accretion. Optical and near-infrared spectroscopy is currently available for some SCUBA sources (Ivison et al. 1998, 2000; Barger et al. 1999). This can be used to provide some evidence for the presence or absence of an AGN, but not to unambiguously determine the nature of the power source. The likely extreme optical faintness of some SCUBA galaxies (Barger, Cowie & Richards 2000; Smail et al. 2000) will make spectroscopic observations of complete samples very difficult. Mid-infrared measurements of PAH features (for example Genzel et al. 1998) and the shapes and ratios of near-infrared emission lines (for example Veilleux et al. 1999) may allow the unambiguous diagnosis of AGNs using future instruments like *SIRTF*, *FIRST* and *SPECS*.

(2) The best wavelength at which to make an efficient

**Table 2.** Relative numbers of dust-enshrouded AGNs. The terms “hot” and “cold” refer to objects with dust temperatures above and below 50 K respectively. The numbers listed in the fourth, fifth, sixth, and seventh columns are from the survey of Fabian et al. (2000; F00), Barger et al. (2000; B00), Hornschemeier et al. (2000; H00), and Bautz et al. (2000; B00a) respectively. The detectability of sources stated in the second and third columns adopts thresholds appropriate to these surveys. A direct comparison of the numbers within the fourth through seventh columns is difficult since they depend on the sensitivities of *Chandra* and SCUBA in each survey. The large numbers in the first and fourth lines relative to the numbers in the second line might be due to selection effects although the numbers certainly suggest that the *Chandra* and SCUBA galaxies are quite distinct at the high-flux end. In addition Wilman et al. (2000) reported two *Chandra* objects with *ISO* detections at 6.7  $\mu\text{m}$  and 15  $\mu\text{m}$  that were not detected with SCUBA. The values for cold Compton-thick sources are upper limits due to possible contributions from sources that are powered by star formation. Blank entries represent regimes not probed by the particular surveys.

Type	SCUBA?	<i>Chandra</i> ?	N <sub>F00</sub>	N <sub>B00</sub>	N <sub>H00</sub>	N <sub>B00a</sub>	Energy generated
Cold Compton-thick	yes	no	$\leq 6$	–	$\leq 10$	$\leq 1$	$\epsilon_{\text{cC}}$
Cold Compton-thin	yes	yes	1	1	0	2	$\epsilon_{\text{cc}}$
Hot Compton-thick	no	no	–	–	–	–	$\epsilon_{\text{hC}}$
Hot Compton-thin	no	yes	3	19	6	–	$\epsilon_{\text{hc}}$

search for more examples of dust-obscured AGNs depends on both the dust temperatures of the objects, and the sensitivity of detectors. The SED of an object with a dust temperature  $T$  at redshift  $z$  peaks at a wavelength of about  $65(1+z)(T/40\text{K})^{-1}\mu\text{m}$  in the observers frame. Hence, cooler objects are probably best searched for at submillimetre wavelengths, while warmer objects will probably be detected more efficiently in far-infrared surveys. The properties of galaxies detected using SCUBA at 850- $\mu\text{m}$ , *ISO* at 175- $\mu\text{m}$ , and IRAM at 1.25 mm (e.g. Bertoldi et al. 2000) are already revealing the best strategies for future surveys (Blain 1999).

(3) Improved modeling of the velocity dispersion anisotropy in observations of the stellar kinematics in nearby galaxies (see Section 4.6 of van der Marel 1999) will hopefully allow a more precise determination of MDO masses, and thus of the local black hole density  $\rho_{\text{MDO}}(0)$ . The improved form of the relation between galaxy luminosity and MDO mass that will result may also provide another constraint on the accretion history, since the local early-type galaxy luminosity function is well known (e.g. Binggeli, Sandage & Tammann 1988). Correlating MDO masses with other properties, like velocity dispersion (Ferrarese & Merritt 2000; Gebhardt et al. 2000) will help too, particularly if the correlation is tight.

(4) More sensitive measurements of the hard ( $\geq 10$  keV) X-ray source counts will soon be available from *XMM-Newton*. By cross correlating sensitive hard-X-ray maps with deep submillimetre and far-infrared observations, the nature of dust-enshrouded AGNs can probably be pieced together slowly on an object by object basis.

Ultimately, these pieces of information will allow a more rigorous calculation similar to that described in Section 4 to be carried out. This will allow the nature of the dust-enshrouded AGN population to be clarified, providing a strong constraint on  $f_{\text{edd}}$  and thus telling us about the fundamental physics of accretion.

## 6 CONCLUSIONS

It is not yet possible to determine a unique description of the SEDs of the dust-enshrouded AGNs that are hypothe-

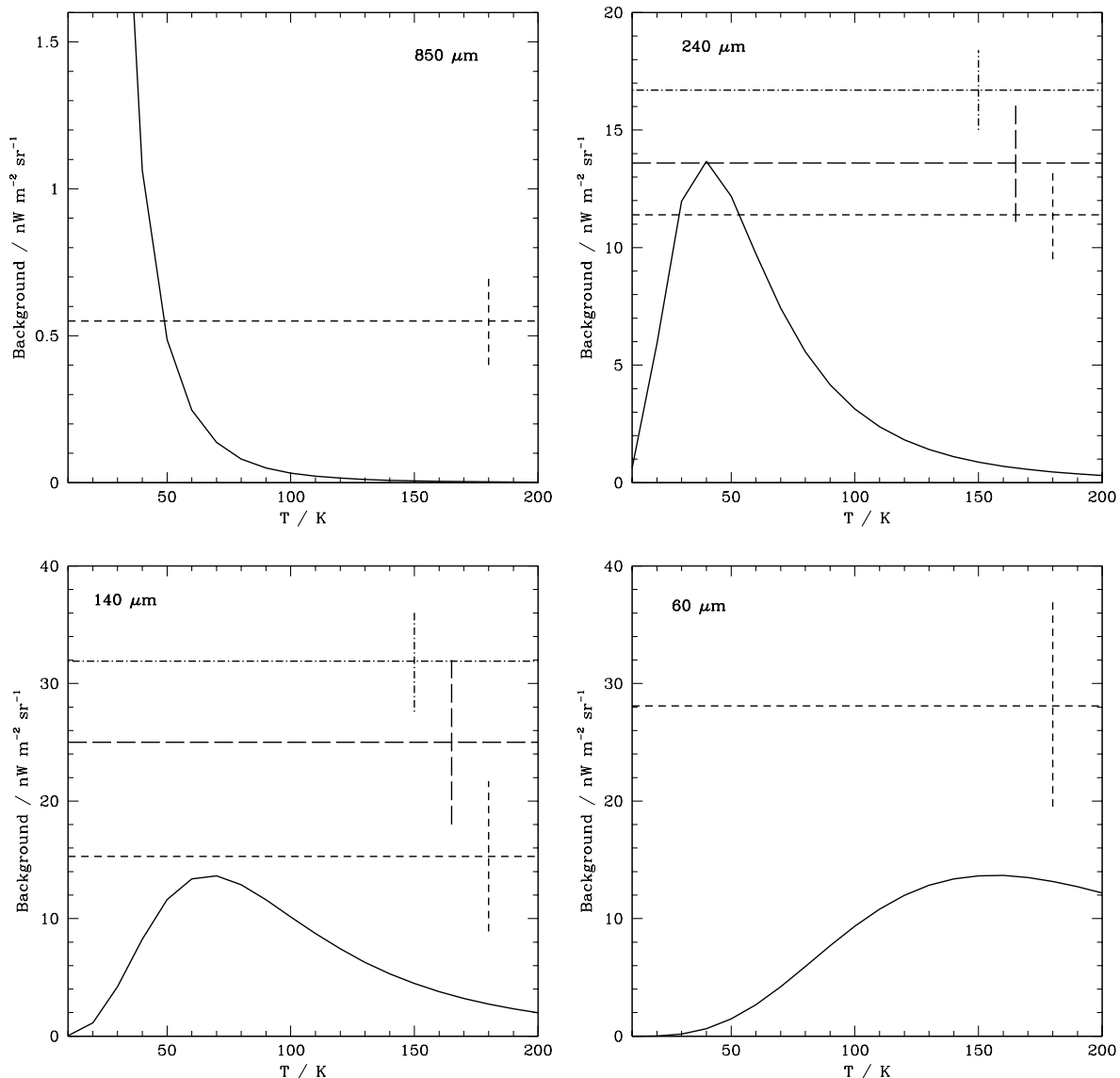
sized to be responsible for both the hard X-ray background radiation intensity and the density of massive dark objects (MDOs) in the cores of low-redshift galaxies. If the density of MDOs is at the bottom of the current observational range, then the low-temperature dust-enshrouded AGNs described by Almaini et al. (1999), a subset of the high-redshift SCUBA galaxies, can account for all the accretion. However, a hotter population of dust-enshrouded AGNs is required if the MDO density is towards the top of the range permitted by current observations. This second scenario has the advantage of accounting for most of the far-infrared background radiation. New clues have been provided by the lack of strong cross-correlation between SCUBA and *Chandra* sources, implying that most cold sources, if they are AGNs, are Compton-thick. There are more hot than cold Compton-thin sources, and so one might expect there to be significant numbers of hot Compton-thick sources seen by neither *Chandra* nor SCUBA. A hotter population of dust-enshrouded AGNs does indeed seem to be a realistic proposition. Deeper observations at higher X-ray energies with *XMM-Newton* will help to uncover such a population, if it exists.

## ACKNOWLEDGMENTS

We thank Priya Natarajan, Max Pettini, and Dave Sanders for helpful discussions, and acknowledge PPARC and the Raymond & Beverly Sackler Foundation for financial support.

## REFERENCES

- Almaini O., Lawrence, A., Boyle B. J., 1999, MNRAS, 305, L59  
 Barger A. J., Cowie L. L., Mushotzky R. F., Richards E. A., 2000, AJ, submitted (astro-ph/0007175)  
 Barger A. J., Cowie L. L., Richards E. A., 2000, AJ, 119, 2092  
 Barger A. J., Cowie L. L., Smail I., Ivison R. J., Blain A. W., Kneib J. -P., 1999, AJ, 117, 2656  
 Bautz M. W., Malm M. R., Baganoff F. K., Ricker G. R., Canizares C. R., Brandt W. N., Hornschemeier A. E., Garmire G. P., 2000, ApJL, in press (astro-ph/0008050)



**Figure 3.** The contribution to the submillimetre and far-infrared extragalactic background light at various wavelengths from reprocessed starlight as a function of the mean flux-weighted temperature  $T$  of the dust (solid lines). The amount of absorbed starlight is chosen to match the internal extinction corrections to the star-formation history derived by Steidel et al. (1999, Fig. 9); these corrections also reproduce the observed value of the baryonic density in stars  $\Omega_* \approx 0.004$  (Pettini 1999), as we require if the SCUBA sources are powered by AGNs rather than star formation. We assume that the shape of their luminosity function (Fig. 5 of that paper) does not change with redshift, that the contribution to the star-formation rate from galaxies with  $M_{\text{AB}}(1700 \text{ \AA}) > -20$  or  $M_{\text{AB}}(1700 \text{ \AA}) < -23$  is negligible, and that the dust emissivity index is 1.5. The dashed lines and errorbars represent observed backgrounds: top left – Fixsen et al. (1998); top right – Schlegel et al. (1998; dot-dashed), Hauser et al. (1998; long-dashed), Lagache et al. (1999; short-dashed); bottom left – as top right; bottom right – Finkbeiner et al. (2000).

Begelman M. C., 1994, in Shlosman I., ed., *Mass-Transfer Induced Activity in Galaxies*. Cambridge University Press, Cambridge, p. 23

Benford D. J., Cox P., Omont A., Phillips T. G., McMahon R. G., 1999, *ApJ*, 518, 65

Bertoldi F. et al., 2000, *A&A*, in press (astro-ph/0006094).

Binggeli B., Sandage A., Tammann G. A., 1988, *ARAA*, 26, 509

Blain A. W. 1999, in Weymann R., Storrie-Lombardi L., Sawicki M., Brunner R., eds., *Photometric Redshifts*. Astron. Soc. Pac., San Francisco, p. 255 (astro-ph/9906141)

Blain A. W., Jameson A., Smail I., Longair M. S., Kneib J.-P., Ivison R. J., 1999a, *MNRAS*, 309, 715

Blain A. W., Smail I., Ivison R. J., Kneib J.-P., 1999b, *MNRAS*,

302, 632

Blain A. W., Ivison R. J., Kneib J.-P., Smail I., 2000, in Bunker A., van Breughel W. eds, *The Hy-redshift universe*. Astron. Soc. Pac., San Francisco, p. 246 (astro-ph/9908024)

Boyle B. J., Terlevich R., 1998, *MNRAS*, 293, L49

Downes D., Solomon P. M., 1998, *ApJ*, 507, 615

Fabian A. C., 1999, 308, L39

Fabian A. C. et al., 2000, *MNRAS*, 315, L8

Fabian A. C., Iwasawa K., 1999, *MNRAS*, 303, L34

Ferrarese L., Merritt D., 2000, *ApJ*, 539, L9

Finkbeiner D. P., Davis M., Schlegel D. J., 2000, *ApJ*, in press (astro-ph/0004175)

Fixsen D. J., Dwek E., Mather J. C., Bennett C. L., Shafter R. A.,

- 1998, *ApJ*, 508, 123
- Frayser D. T., Ivison R. J., Scoville N. Z., Yun M., Evans A. S., Smail I., Blain A. W., Kneib J.-P., 1998, *ApJ*, 506, L7
- Fukugita M., Hogan C. J., Peebles P. J. E., 1998, *ApJ*, 503, 518
- Gebhardt K. et al., 2000, *ApJ*, in press (astro-ph/0006289)
- Genzel R. et al., 1998, *ApJ*, 498, 579
- Gunn K. F., Shanks T., 2000, *MNRAS*, submitted (astro-ph/9909089)
- Haehnelt M. G., Natarajan P., Rees M. J., 1998, *MNRAS*, 303, 179
- Hauser M. G. et al., 1998, *ApJ*, 508, 25
- Hornschemeier A. E. et al., 2000, *ApJ*, in press (astro-ph/0004260).
- Irwin M. J., Ibatana R. A., Lewis G. F., Totten E. J., 1998, *ApJ*, 505, 529
- Ivison R., Smail I., Le Borgne J.-F., Blain A. W., Kneib J.-P., Bézacourt J., Kerr T. H., Davies J. K., 1998, *MNRAS*, 298, 583
- Ivison R., Smail I., Barger A. J., Kneib J.-P., Blain A. W., Owen F. N., Kerr T. H., Cowie L. L., 2000, *MNRAS*, 315, 209
- Kawabe R., Kohno K., Ohta K., Carilli C., in Carilli C. L., Radford S. J. E., Menten K. M., Langston G. I., eds., *High Redshifted Radio Lines*, ASP Conf. Series 156. Astr. Soc. Pacific, San Francisco, p. 45
- Kawara K. et al., 1998, *A&A*, 336, L9
- Kleinmann S. G., Hamilton D., Keel W. C., Wynn-Williams C. G., Eales S. A., Becklin E. E., Kuntz K. D., 1988, *ApJ*, 328, 161
- Kneib J.-P., Alloin D., Pello R., 1998, *A&A*, 339, L65
- Kormendy J., Bender R., 1999, *ApJ*, 522, 722
- Kormendy J., Sanders D. B., 1992, *ApJ*, 390, L53
- Lacy M., Rawlings S., Serjeant S., 1998, *MNRAS*, 299, 1220
- Lagache G., Abergel A., Boulanger F., Desert F.-X., Puget J.-L., 1999, *A&A*, 344, 322
- Lewis G. F., Chapman S. C., Ibatana R. A., Irwin M. J., Totten E. J., 1998, *ApJ*, 505, L1
- Lutz D., Veilleux S., Genzel R., 1999, *ApJ*, 517, L13
- Magorrian J. et al., 1998, *AJ*, 115, 2285
- McMahon R. G., Priddey R. S., Omont A., Snellen I., Withington S., 1999, *MNRAS*, 309, L1
- Ouchi M., Yamada T., Kawai H., Ohta K., 1999, *ApJ*, 517, L19
- Peacock J. A. et al., 2000, *MNRAS*, in press (astro-ph/9912231)
- Pettini M., 1999, in Walsh J., Rosa M., eds., *Chemical Evolution from Zero to High Redshift*. Springer-Verlag, Berlin, p. 233
- Phinney E. S., 1997, in Barnes J., Sanders D., eds., *IAU Symposium 186: Galaxy Interactions at Low and High Redshift*. Kluwer, Dordrecht, p. 94
- Puget J.-L., Abergel A., Bernard J.-P., Boulanger F., Burton W. B., Desert F.-X., Hartmann D., 1996, *A&A*, 308, L5
- Puget J.-L. et al., 1999, *A&A*, 354, 29
- Rowan-Robinson M., 2000, *MNRAS*, 316, 885
- Sakamoto K., Scoville N. Z., Yun M. S., Crosas M., Genzel R., Tacconi L. J., 1999, *ApJ*, 514, 68
- Salucci P., Szuszkiewicz E., Monaco P., Danese L., 1999, *MNRAS*, 307, 67
- Sanders D. B., Mirabel I. F., 1996, *ARA&A*, 34, 749
- Schlegel D. J., Finkbeiner D. P., Davis M., 1998, *ApJ*, 500, 525
- Smail I., Ivison R. J., Blain A. W., 1997, *ApJ*, 490, L5
- Smail I., Ivison R. J., Owen F. N., Blain A. W., Kneib J.-P., 2000, *ApJ*, 528, 612
- Soucail G., Kneib J.-P., Bézacourt J., Metcalfe L., Altieri B., Le Borgne J. F., 1999, *A&A*, 343, L70
- Steidel C. C., Adelberger K. L., Giavalisco M., Dickinson M., Pettini M., 1999, *ApJ*, 519, 1
- Trentham N., 2000, *MNRAS*, submitted
- Trentham N., Blain A. W., Goldader J., 1999, *MNRAS*, 305, 61
- van der Marel R. P., 1999, *AJ*, 117, 744
- Veilleux S., Sanders D. B., 1999, Kim D.-C., *ApJ*, 522, 139
- Wilman R. J., Fabian A. C., Gandhi P., 2000, *MNRAS*, in press (astro-ph/0008181)
- Wilner D. J., Wright M. C. H., 1997, *ApJ*, 488, L67
- Wynn-Williams C. G., 1982, *ARA&A*, 20, 587

## APPENDIX A

An alternative source of the submillimetre and far-infrared background radiation, and one which must contribute to some degree, is the reprocessed radiation from young stars that is absorbed and reradiated by dust in normal star-forming galaxies at redshifts  $0 \leq z \leq 4$  (Steidel et al. 1999). The contribution to the background light at four different wavelengths is shown in Fig. 3 as a function of the temperature of the dust that is radiating the absorbed energy. If this temperature is between 50 and 100 K, then much of the 140- $\mu\text{m}$  background radiation intensity can be explained, while there is a negligible contribution to the 850- $\mu\text{m}$  background, which can be produced almost entirely by the known population of more luminous SCUBA sources. Dust temperatures of 50-100 K are similar to those of the dust clouds that dominate the bolometric luminosity of Galactic star-forming regions (Wynn-Williams 1982). For  $T = 75$  K, the 850- $\mu\text{m}$  flux of even a very luminous  $M_{\text{AB}}(1700 \text{ \AA}) = -23$  Lyman break galaxy at  $z = 3$  would be only about 0.7 mJy, lower than the  $> 2$  mJy fluxes of the SCUBA sources. See also the analyses of Ouchi et al. (1999) and Peacock et al. (2000).