

# The Optical Gravitational Lensing Experiment. Stellar Distance Indicators in the Magellanic Clouds and Constraints on the Magellanic Cloud Distance Scale\*

A. U d a l s k i

Warsaw University Observatory, Al. Ujazdowskie 4, 00-478 Warszawa, Poland  
e-mail: udalski@astrouw.edu.pl

## ABSTRACT

*BVI* photometry of the Magellanic Clouds collected during the OGLE-II microlensing experiment makes it possible to study in detail photometric properties of the "major" stellar distance indicators in the Magellanic Clouds. In addition to Cepheids, RR Lyr and red clump stars, which photometry was presented in the earlier OGLE papers, we present the so far most accurate determination of brightness of the tip of the red giant branch in the LMC and SMC.

We analyze the ratios of brightness of all four distance indicators in the LMC and SMC. Additionally, we include in our analysis, when possible, photometric data of the distance indicators in the metal poor Carina dwarf galaxy for which photometry was also collected during the OGLE-II experiment. The analysis is largely differential, free from zero point and extinction uncertainties.

The main conclusion is that the distance scales resulting from all four stellar distance indicators are fully consistent with each other. Therefore the distance scale problem is not a problem resulting from different distances yielded by distance indicators, but rather a problem of the proper zero point of this common distance scale. All four stellar distance indicators have to be treated as an *ensemble*, and any determination of the zero point for one of them must predict reasonable luminosities of the others. This puts strong constraints on many proposed calibrations of distance indicators. For example, very bright calibrations of Cepheids or RR Lyr can practically be ruled out.

At present, the most likely calibration of the zero point of the common distance scale, which would be consistent with observations of all four distance indicators, is that resulting from faint calibration of RR Lyr stars or calibration of the red clump stars. With the OGLE-II photometry it leads to the distance moduli of  $(m - M)_{\text{LMC}} = 18.24$  mag,  $(m - M)_{\text{SMC}} = 18.75$  mag and  $(m - M)_{\text{CAR}} = 19.94$  mag for the LMC, SMC and Carina dwarf galaxy, respectively. The systematic uncertainty is of the order of 0.07 mag, while the standard deviation of four determinations of only 0.02 mag.

We also analyze the difference of distance moduli between the SMC and LMC. The average value is  $\Delta(m - M)_{\text{SMC-LMC}} = 0.50 \pm 0.03$  mag from four independent measurements. This very good agreement allows us to draw conclusions on the interstellar extinction in the Magellanic Clouds. Our photometric data also provide constraints on the properties of red clump stars.

Finally, the differential comparison of brightness of Cepheids with brightness of other distance indicators in the Magellanic Clouds, and preliminary observations of Cepheids in the IC1613 galaxy indicate no dependence of the zero point of Cepheid Period-Luminosity relation on metallicity.

*Magellanic Clouds – Galaxies: distances and redshifts – distance scale*

---

\*Based on observations obtained with the 1.3 m Warsaw telescope at the Las Campanas Observatory of the Carnegie Institution of Washington.

# 1 Introduction

The distance to the Large Magellanic Cloud is one of the most important distances in astrophysics because it sets the zero point of the extragalactic distance scale. Both Magellanic Clouds harbor large populations of "major" stellar distance indicators, namely Cepheid and RR Lyr variable stars, red clump giants and red giants reaching the tip of the red giant branch (TRGB). Therefore they are an ideal place for testing their properties and calibrating their brightness. Unfortunately, the distance to the LMC has been a subject of controversy for a long time. After release of the Hipparcos catalog the situation became even more unclear. Large number of papers appeared in literature each claiming determination of the distance to the LMC with high precision and accuracy (see for example the review of Gibson 2000). The range of determined distance moduli,  $(m - M)_{\text{LMC}}$ , increased to 18.1–18.7 mag. What worse, even determinations for the same distance indicator considerably differed *e.g.*, for Cepheids from 18.3 mag (Luri *et al.* 1998) to 18.7 mag (Feast and Catchpole 1997). However, the general feeling is that the Cepheid variables and TRGB stars yield longer distance moduli of  $(m - M)_{\text{LMC}} \approx 18.5$  mag or more ("long" distance scale) while RR Lyr and the best calibrated red clump stars give  $(m - M)_{\text{LMC}} \approx 18.3$  mag ("short" distance scale). Nevertheless, the opposite conclusions can also be found in literature. The distance modulus to the LMC seemed to diverge rather than converge to one well established value.

Part of this ambiguity could be attributed to the poor photometric coverage of the Magellanic Clouds in the past. Fortunately, the situation in this field considerably changed when microlensing survey programs began regular photometric monitoring of these galaxies. For example the OGLE-II microlensing project covered photometrically large areas of both Magellanic Clouds in the standard *BVI*-bands (Udalski *et al.* 1998b, Udalski *et al.* 2000) very suitable for studying stellar population properties in these galaxies.

In this paper we attempt to clear up the problem of the distance scale resulting from stellar distance indicators. We summarize photometric properties of four "major" stellar standard candles observed in the Magellanic Clouds and additionally in the Carina dwarf galaxy. The basic properties of Cepheids, RR Lyr and red clump stars were already presented in the earlier OGLE papers. Here we complete the sample of "major" distance indicators by presenting determination of brightness of TRGB stars.

Extensive and homogeneous photometric material allows us to study the photometric properties of all four distance indicators simultaneously. We present a differential analysis – comparison of ratios of brightness of all combinations of standard candles in each object. It is free from extinction and other systematic uncertainties. Similar approach for selected standard candles was already presented by Udalski (1998a), reanalyzed later by Popowski (2000), and Bersier (2000). Our study clearly indicates that the distance scales resulting from all four standard candles are remarkably consistent. We constrain the possible zero point of this common distance scale and derive the most likely calibrations.

We also perform additional test by calculating the difference of distance

moduli between the SMC and LMC. We find that all determinations are in a very good agreement with the standard deviation as low as  $\pm 0.03$  mag from four independent measurements, confirming again consistency of distance scales of all four distance indicators. Based on this result we may further constrain some photometric properties of the stellar standard candles.

## 2 Observational Data

Observational data of the Magellanic Clouds presented in this paper were collected during the second phase of the OGLE microlensing search with the 1.3-m Warsaw telescope at the Las Campanas Observatory, Chile, which is operated by the Carnegie Institution of Washington. The telescope was equipped with the "first generation" camera with a SITe  $2048 \times 2048$  CCD detector working in drift-scan mode. The pixel size was  $24 \mu\text{m}$  giving the  $0.417$  arcsec/pixel scale. Observations were performed in the "slow" reading mode of the CCD detector with the gain  $3.8 \text{ e}^-/\text{ADU}$  and readout noise of about  $5.4 \text{ e}^-$ . Details of the instrumentation setup can be found in Udalski, Kubiak and Szymański (1997).

Observations covered significant part of the central regions of both Magellanic Clouds. Practically the entire bars of these galaxies were covered. More than  $4.5$  square degrees ( $21 \times 14.2 \times 57$  arcmin driftscan fields) in the LMC were monitored regularly from January 1997 through May 2000. In the SMC about  $2.4$  square degrees (11 fields) were observed from June 1997 through March 2000. Additional fields in the North-West part of the LMC were monitored on 13 nights between November 1998 and January 1999. Collected *BVI* data were reduced to the standard system. Accuracy of transformation to the standard system was about  $0.01$ – $0.02$  mag. The photometric data of the SMC were used to construct the *BVI* photometric maps of the SMC (Udalski *et al.* 1998b). The reader is referred to that paper for more details about methods of data reduction, tests of quality of photometric data, astrometry, location of the observed fields etc. Quality of the LMC data is similar and it is described in the *BVI* photometric maps of the LMC (Udalski *et al.* 2000).

The photometric data of the Carina dwarf galaxy were collected during the 1998 and 1999 observing seasons. Part of this observing material, methods of reductions etc. were described in Udalski (1998a). Altogether 45 frames in the *V* and 49 frames in the *I*-band were collected. The accuracy of the zero points of absolute photometry is also about  $0.02$  mag.

## 3 Distance Indicators in the Magellanic Clouds and Carina Dwarf Galaxy

In the following Subsections we describe the OGLE-II photometric data of four "major" stellar distance indicators in the Magellanic Clouds most often used for the distance determination to these galaxies.

### 3.1 Cepheid Variable Stars

The photometric data of about 3300 Magellanic Cloud Cepheids collected during the OGLE-II microlensing experiment are described in great detail in the series of catalogs: Udalski *et al.* (1999b, 1999c). Period–Luminosity and Period–Luminosity–Color relations were analyzed in Udalski *et al.* (1999a). It should be stressed that after the latter paper was released, the OGLE photometry calibration was slightly revised (see Udalski *et al.* 2000). Therefore the revised coefficients of the  $P$ – $L$  and  $P$ – $L$ – $C$  relations for Cepheids are slightly different than those published in Udalski *et al.* (1999a). The full set of the updated coefficients, as well as  $BVI$  photometry of individual objects can be found in the OGLE Internet archive.<sup>†</sup> Below we only provide the  $P$ – $L$  relations for  $VI$ -bands and  $W_I$  index for fundamental mode Cepheids we use in further studies:

$$V_0 = (-2.775 \pm 0.031) \times \log P + 17.066 \pm 0.021 \quad (1)$$

$$I_0 = (-2.977 \pm 0.021) \times \log P + 16.593 \pm 0.014 \quad (2)$$

$$W_I = (-3.300 \pm 0.011) \times \log P + 15.868 \pm 0.008 \quad (3)$$

for the LMC, and

$$V_0 = (-2.775 \pm 0.031) \times \log P + 17.635 \pm 0.031 \quad (4)$$

$$I_0 = (-2.977 \pm 0.021) \times \log P + 17.149 \pm 0.025 \quad (5)$$

$$W_I = (-3.300 \pm 0.011) \times \log P + 16.381 \pm 0.016 \quad (6)$$

for the SMC. We assumed here the same universal (LMC) slopes of the  $P$ – $L$  relations in both Magellanic Clouds (Udalski *et al.* 1999a). The dereddened magnitudes of Cepheids of the period  $P=10$  days with statistical errors in all these bands in the LMC and SMC are listed in Table 1. In the case of  $W_I$  index we included uncertainties of the zero points of  $VI$  photometry. We used extinction maps described in Udalski *et al.* (1999b) and Udalski *et al.* (1999c) to deredden the LMC and SMC data. The mean reddening in the observed fields is  $\langle E(B-V) \rangle = 0.143$  mag and  $\langle E(B-V) \rangle = 0.087$  mag for the LMC and SMC fields, respectively. It should be stressed that the same reddening was used for all four distance indicators, so unless the reddening is different for different groups of stars (see Section 4.5) the extinction scale is the same for all analyzed distance indicators. We did not apply any correction for the possible population effects because the possible dependence of Cepheid brightness on metallicity is poorly constrained, if present at all (see Section 4.1).

### 3.2 RR Lyrae Variable Stars

Photometric properties of about 6000 RR Lyr variable stars detected in the LMC and about 430 from the SMC are described in detail in Udalski *et al.* (2000, in preparation). The mean, extinction free magnitudes of this distance

<sup>†</sup><http://www.astrouw.edu.pl/~ogle> or <http://bulge.princeton.edu/~ogle>

T a b l e 1  
Photometry of "major" stellar standard candles

	CARINA	SMC	LMC
CEPHEIDS ( $P = 10^d$ )			
$\langle V_0^C \rangle$	–	$14.86 \pm 0.03$	$14.29 \pm 0.02$
$\langle I_0^C \rangle$	–	$14.17 \pm 0.03$	$13.62 \pm 0.02$
$\langle W_I^C \rangle$	–	$13.08 \pm 0.04$	$12.57 \pm 0.04$
RR LYR			
$\langle V_0^{RR} \rangle$	$20.50 \pm 0.02$	$19.42 \pm 0.01$	$18.91 \pm 0.01$
$\langle V_0^{RR} \rangle_{[Fe/H]_{LMC}}$	$20.61 \pm 0.03$	$19.44 \pm 0.02$	$18.91 \pm 0.01$
TRGB			
$\langle I_0^{TRGB} \rangle$	$16.03 \pm 0.05$	$14.83 \pm 0.02$	$14.33 \pm 0.02$
RED CLUMP			
$\langle I_0^{RC} \rangle$	$19.46 \pm 0.02$	$18.35 \pm 0.01$	$17.97 \pm 0.01$
$\langle I_0^{RC} \rangle_{[Fe/H]_{LMC}}$	$19.67 \pm 0.06$	$18.42 \pm 0.03$	$17.97 \pm 0.01$

indicator in the LMC and SMC are listed in Table 1. The applied extinction correction was based on the same maps as for Cepheids.

33 RR Lyr stars were detected in the observed field of the Carina dwarf galaxy. We determined the mean  $V$ -band brightness of these objects in the same manner as that of RR Lyr stars from the Magellanic Clouds. The final, dereddened value with statistical error is listed in Table 1. Reddening of  $E(B - V) = 0.06$  ( $A_V = 0.19$  mag) was assumed based on Mighell (1997) determination of  $E(V - I) = 0.08$  mag and Schlegel, Finkbeiner and Davis (1998) extinction maps. The final magnitude is in very good agreement with the earlier determination of RR Lyr brightness in the Carina dwarf galaxy (Udalski 1998a) based on much smaller observing material.

It is well known that the  $V$ -band brightness of RR Lyr stars is not a perfect brightness reference – it depends on metallicity of stars. Because metallicity of RR Lyr stars is different in all three analyzed objects one has to correct for that effect. Unfortunately, the mean metallicity of RR Lyr stars in the analyzed galaxies is rather poorly known, because of the lack of good spectroscopic determinations for significant samples of these objects. The mean metallicity of RR Lyr stars in the LMC seems to be about  $[Fe/H] = -1.6$  dex (Alcock *et al.* 1996, Clementini *et al.* 2000). In the SMC the mean metallicity is somewhat lower:  $[Fe/H] \approx -1.7$  dex (see Udalski 1998a). Metallicity of RR Lyr stars in the Carina dwarf galaxy is also poorly known. It is likely to be around

$[\text{Fe}/\text{H}] \approx -2.2$  dex (Smecker-Hane *et al.* 1994).

The slope of the brightness–metallicity relation for RR Lyr stars was also a subject of dispute. However, it seems now to be accepted that it is of about 0.2 mag/dex. We assume it to be equal to 0.18 mag/dex as in Udalski (1998a):

$$V_0^{\text{RR}} = (0.18 \pm 0.04) \times ([\text{Fe}/\text{H}] + 1.6) + \text{const} \quad (7)$$

RR Lyr stars in metal poor environment are brighter. Therefore we added small corrections of 0.02 mag and 0.11 mag, resulting from differences of metallicity to the mean dereddened magnitudes of the SMC and Carina dwarf galaxy RR Lyr stars, bringing them down, in this manner, to the luminosity of the LMC RR Lyr stars ( $[\text{Fe}/\text{H}] = -1.6$  dex),  $\langle V_0^{\text{RR}} \rangle_{[\text{Fe}/\text{H}]_{\text{LMC}}}$ . Luminosity at that metallicity is most often used in calibrations of RR Lyr stars. Results are also listed in Table 1. The errors of these quantities are larger due to uncertainty of calibration (Eq. 7).

### 3.3 Red Clump Stars

Red clump is one of the most prominent features in the color-magnitude diagrams (CMDs) of the Magellanic Clouds (*e.g.*, Udalski *et al.* 2000). The mean photometry of the red clump stars in a few lines of sight in the LMC halo where the reddening is small and well constrained by Schlegel *et al.* (1998) extinction maps was presented in Udalski (2000). The mean dereddened magnitude  $\langle I_0 \rangle = 17.94$  mag was found in these fields.

The mean magnitudes of the red clump stars in the Magellanic Clouds were determined in each of the OGLE-II fields based on *BVI* maps of these galaxies (Udalski *et al.* 1998b – SMC and Udalski *et al.* 2000 – LMC). In total about 1.3 million and 350 000 red giants were used in the LMC and SMC, respectively. The method of determination was described in Paczyński and Stanek (1998) or Udalski *et al.* (1998a) and Stanek, Zaritsky and Harris (1998) where the first determinations of the red clump distance to the Magellanic Clouds were presented, based, however, on somewhat overestimated interstellar extinction.

The mean, extinction free *I*-band magnitudes of red clump stars in the LMC and SMC were obtained using the same maps of interstellar extinction as for Cepheids and the remaining distance indicators. They are listed with statistical errors in Table 1. The value for the LMC is very similar to the mean magnitude derived in the LMC halo fields.

The mean dereddened *I*-band magnitude of red clump stars in the Carina dwarf galaxy was already determined in Udalski (1998a). However, we recalculated it based on our entire observing material collected during the OGLE project. We also used more extensive photometric calibrations than before. The new value (Table 1) is about 0.02 mag fainter than in Udalski (1998a).

The mean brightness of red clump stars is also dependent on population effects and therefore some corrections are necessary to be able to compare the brightness of red clump stars from different environments. The dependence of the mean brightness on metallicity was originally studied by Udalski (1998a),

and later reanalyzed by Popowski (2000). Calibration based on Hipparcos stars with precise spectroscopic metallicities was presented in Udalski (2000). All these determinations seem to suggest modest dependence on metallicity:

$$I_0^{\text{RC}} = (0.14 \pm 0.04) \times ([\text{Fe}/\text{H}] + 0.5) + \text{const} \quad (8)$$

what is also in relatively good agreement with theoretical modeling (Fig. 1, Girardi and Salaris 2000).

The mean metallicity of red giants in the Magellanic Clouds is also poorly known. It seems that the mean metallicity of the LMC red giants is  $[\text{Fe}/\text{H}] \approx -0.5$  dex (Bica *et al.* 1998, Olszewski *et al.* 1991, Cole, Smecker-Hane and Gallagher 2000). The mean metallicity of the SMC is about 0.5 dex lower what can be deduced from the mean metallicity of intermediate age clusters (Udalski 1998b). The mean metallicity of the Carina red giants is  $[\text{Fe}/\text{H}] \approx -2.0$  dex based on spectroscopic determinations for 52 stars (Smecker-Hane *et al.* 1999).

We applied corrections of 0.07 mag and 0.21 mag for the SMC and Carina, respectively, to bring the mean luminosity of the red clump stars to the LMC level,  $\langle I_0^{\text{RC}} \rangle_{[\text{Fe}/\text{H}]_{\text{LMC}}}$ . Red clump magnitudes corrected for metallicity differences with errors including uncertainty of calibration (Eq. 8) are also listed in Table 1.

Theoretical modeling of red clump seems to indicate that its mean magnitude also depends on the age of red clump stars. On the other hand observations of star clusters in the LMC and SMC do not show any evident variations larger than 0.05 mag with age in the age range of 2–10 Gyr (Udalski 1998b). Therefore, we do not find necessary to apply any age related correction of the red clump magnitude at this stage. We will discuss this assumption later in Section 4.6.

### 3.4 Tip of the Red Giant Branch

The mean extinction free  $I$ -band magnitudes of the tip of the red giant branch (TRGB) were determined based on  $BVI$  maps of the Magellanic Clouds. First, for each OGLE field interstellar extinction correction according to the OGLE extinction map in the Magellanic Clouds was applied. Then the stars from the range of  $12 < I_0 < 17$  mag and  $0.7 < (V - I)_0 < 3.0$  mag were extracted. Figs. 1–3 show the upper part of the red giant branch for two fields in the LMC and the SMC. The bar field of the LMC includes all OGLE bar fields except for the eastern fields LMC\_SC1 and LMC\_SC16–20 where extinction is larger and non-uniform in the field. The NW field of the LMC includes five OGLE fields (LMC\_SC22–26) which were observed only a few times for CMDs. These fields overlap with the area of the LMC observed by Zaritsky, Harris and Thompson (1997) so the photometry can be directly compared. The extinction there is smaller: the average values are  $E(B - V) = 0.110$  mag and  $E(B - V) = 0.135$  mag in the NW field and bar field of the LMC, respectively.

Figs. 1–3 show that the tip of RGB can easily be distinguished in the CMDs of the LMC and SMC from the remaining stars like asymptotic branch stars etc. Its edge is so sharp that the magnitude of TRGB can be determined with

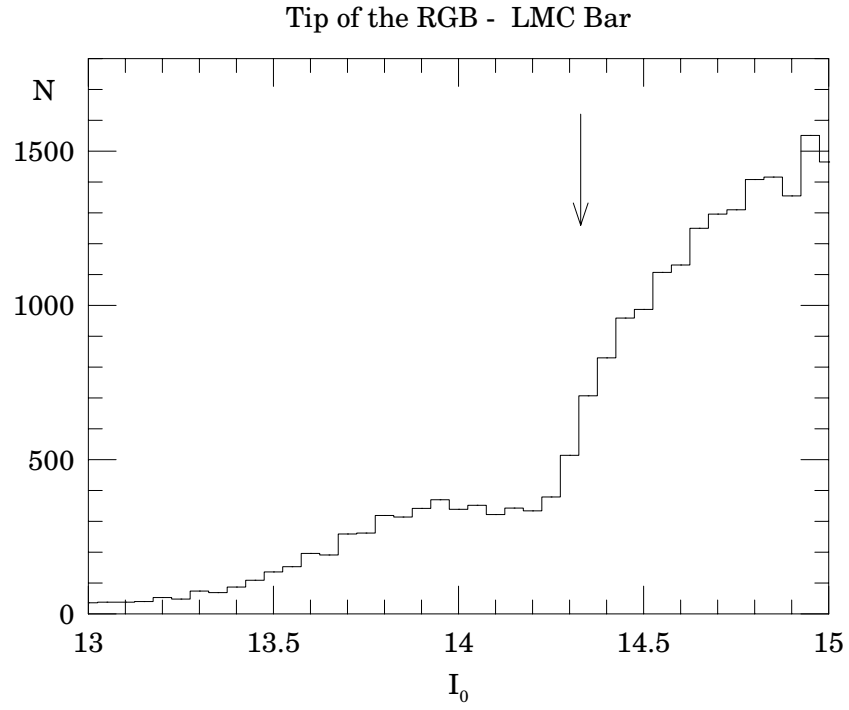


Fig. 4. Histogram of brightness of stars in the upper part of red giant branch in the LMC bar field. Arrow marks the TRGB magnitude.

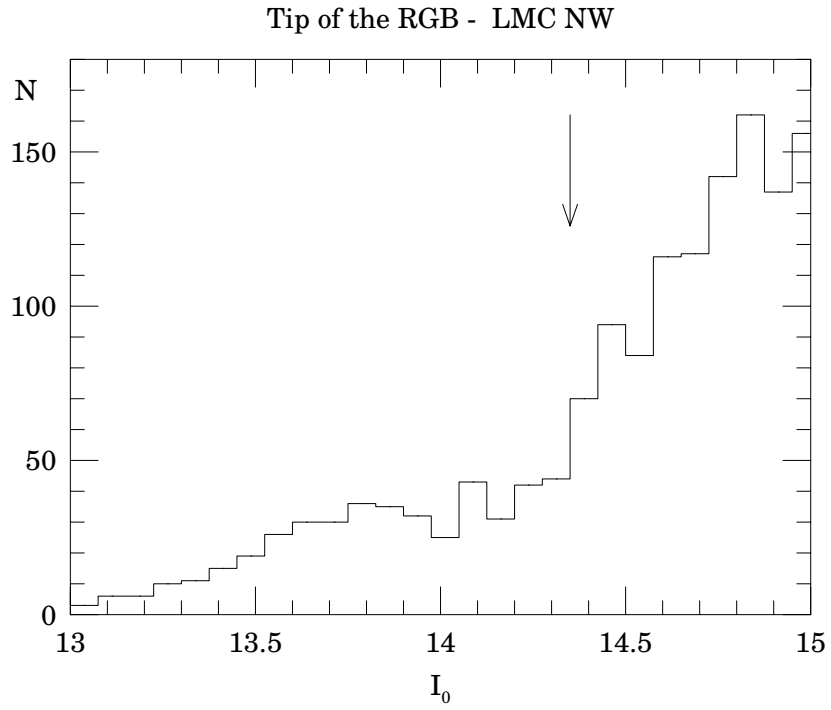


Fig. 5. Same as in Fig. 4 for the LMC NW field.



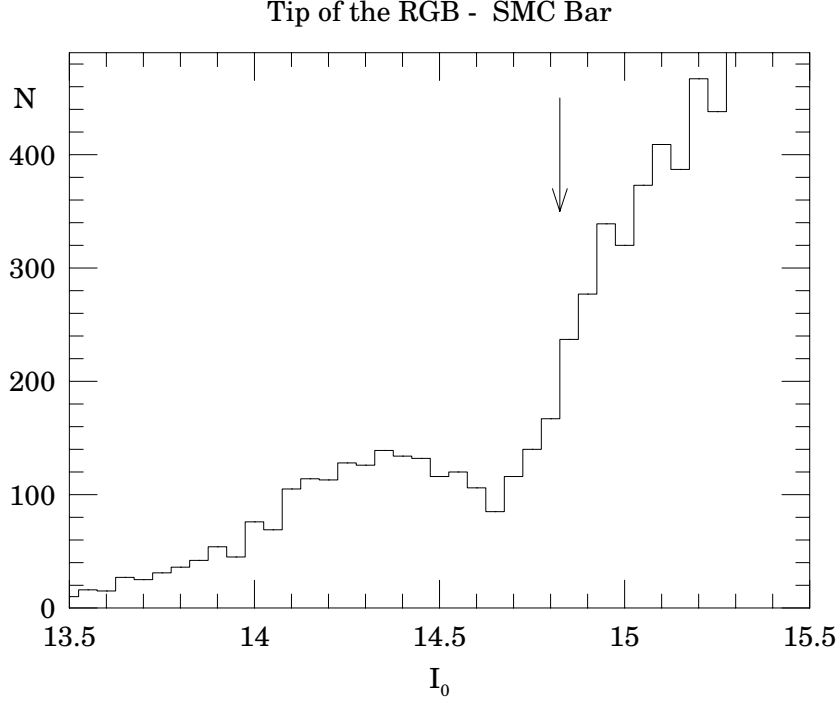


Fig. 6. Same as in Fig. 4 for the SMC field.

a ruler. Nevertheless, we constructed the histograms of luminosity function of stars from the RGB which are presented in Figs. 4–6. Thick solid line in Figs. 1–3 is the boundary of the region used for construction of the histograms. About 215 000, 15 000 and 57 000 stars were used in the LMC bar, NW and SMC fields, respectively.

Figs. 4 and 5 indicate that the magnitude of the TRGB and its statistical error are equal to  $\langle I_0^{\text{TRGB}} \rangle = 14.33 \pm 0.02$  mag and  $14.35 \pm 0.05$  mag in the bar and NW LMC fields, respectively. In the SMC it is equal to  $\langle I_0^{\text{TRGB}} \rangle = 14.83 \pm 0.02$  mag (Table 1). It is very encouraging that for both LMC fields, calibrated independently and with different reddening, the  $\langle I_0^{\text{TRGB}} \rangle$  values are almost identical. Determination for the bar field is much more reliable because of order of magnitude better statistic of the stars.

The brightness of the TRGB is believed to be constant in the  $I$ -band to better than  $\pm 0.1$  mag for metal poor populations with metallicity lower than  $[\text{Fe}/\text{H}] \approx -0.7$  dex and older stars ( $> 4$  Gyr) (*e.g.*, Lee, Freedman and Madore 1993a, Castellani *et al.* 2000a). For younger or metal richer stars the TRGB brightness is smaller. Metallicity of the intermediate age population in the LMC is dangerously close to that limit, but the LMC also contains quite numerous population of older stars which should fulfill the above limits and therefore the derived TRGB magnitude should be correct. This problem can easily be tested by comparison of the TRGB magnitudes in the Magellanic Clouds,

*i.e.*, determining the difference of distance moduli between the SMC and LMC. According to our determinations it is equal to 0.50 mag. This is in excellent agreement with the difference indicated by other distance indicators (see Section 4.4). We are therefore confident that the TRGB magnitude in the LMC corresponds to the older, metal poorer population and is not biased by younger, metal richer stars.

Unfortunately, the field in the Carina dwarf galaxy observed during the OGLE project was too small to allow precise determination of the TRGB magnitude in this galaxy. Therefore we used the TRGB magnitude provided by Smecker-Hane *et al.* (1994):  $\langle I^{\text{TRGB}} \rangle = 16.15 \pm 0.05$  mag. Although a shift of the photometric zero points between the Smecker-Hane *et al.* (1994) and our data sets is possible, it must be smaller than about 0.03 mag as indicated by the location of the red clump. The dereddened TRGB magnitude was found by applying the same reddening correction ( $E(B - V) = 0.06$  mag,  $A_I = 0.12$  mag), as for other distance indicators in the Carina dwarf galaxy.

## 4 Discussion

Photometry of the Magellanic Clouds collected during the OGLE-II microlensing project provides a unique opportunity to study all four "major" stellar distance indicators in different environments and to analyze their properties as standard candles with the same homogeneous observational dataset (Table 1). So far the vast majority of comparisons of different distance indicators were based on the final distance determinations. However, such comparisons are usually meaningless because the observations were usually collected in different regions of the Magellanic Clouds, by different observers and different interstellar reddening corrections were used. The number of possible systematic errors is large and difficult to estimate. With the huge OGLE-II photometric dataset we are in position to analyze for the first time all four distance indicators simultaneously.

### 4.1 Ratio of Brightness of Distance Indicators

To compare brightness of "major" distance indicators in the Magellanic Clouds and Carina dwarf galaxy we calculated the ratios of brightness of all possible pairs of distance indicators. It should be stressed that our analysis, as long as the brightness in the same passbands is compared, is fully differential as it is performed on the same dataset. Therefore all systematic errors, like uncertainty of the zero point of photometry, uncertainty of interstellar extinction (as long as different standard candles are equally reddened – see Section 4.5) etc., cancel.

In Table 2 we list the ratios of brightness (differences of magnitudes) of all possible pairs of four "major" stellar standard candles. For RR Lyr and red clump stars we used the magnitudes corrected for metallicity effects, *i.e.*, luminosities which the stars would have if they were of the LMC metallicity. For Cepheid comparisons we list the ratios for *VI*-bands and additionally for extinc-

Table 2  
Ratio of brightness of "major" stellar standard candles

	CARINA	SMC	LMC
RR LYR – CEPHEIDS			
$\langle V_0^{\text{RR}} \rangle_{[\text{Fe}/\text{H}]_{\text{LMC}}} - \langle V_0^{\text{C}} \rangle$	–	$4.58 \pm 0.04$	$4.62 \pm 0.03$
$\langle V_0^{\text{RR}} \rangle_{[\text{Fe}/\text{H}]_{\text{LMC}}} - \langle W_I^{\text{C}} \rangle$	–	$6.36 \pm 0.04$	$6.34 \pm 0.03$
TRGB – CEPHEIDS			
$\langle I_0^{\text{TRGB}} \rangle - \langle I_0^{\text{C}} \rangle$	–	$0.66 \pm 0.04$	$0.71 \pm 0.03$
$\langle I_0^{\text{TRGB}} \rangle - \langle W_I^{\text{C}} \rangle$	–	$1.75 \pm 0.04$	$1.76 \pm 0.04$
RED CLUMP – CEPHEIDS			
$\langle I_0^{\text{RC}} \rangle_{[\text{Fe}/\text{H}]_{\text{LMC}}} - \langle I_0^{\text{C}} \rangle$	–	$4.25 \pm 0.04$	$4.35 \pm 0.03$
$\langle I_0^{\text{RC}} \rangle_{[\text{Fe}/\text{H}]_{\text{LMC}}} - \langle W_I^{\text{C}} \rangle$	–	$5.34 \pm 0.05$	$5.40 \pm 0.04$
RED CLUMP – TRGB			
$\langle I_0^{\text{RC}} \rangle_{[\text{Fe}/\text{H}]_{\text{LMC}}} - \langle I_0^{\text{TRGB}} \rangle$	$3.64 \pm 0.08$	$3.59 \pm 0.04$	$3.64 \pm 0.03$
RR LYR – TRGB			
$\langle V_0^{\text{RR}} \rangle_{[\text{Fe}/\text{H}]_{\text{LMC}}} - \langle I_0^{\text{TRGB}} \rangle$	$4.58 \pm 0.07$	$4.61 \pm 0.04$	$4.58 \pm 0.04$
RR LYR – RED CLUMP			
$\langle V_0^{\text{RR}} \rangle_{[\text{Fe}/\text{H}]_{\text{LMC}}} - \langle I_0^{\text{RC}} \rangle_{[\text{Fe}/\text{H}]_{\text{LMC}}}$	$0.94 \pm 0.07$	$1.02 \pm 0.05$	$0.94 \pm 0.03$

tion insensitive index  $W_I$  (Udalski *et al.* 1999a). In the latter case and in all inter-color comparisons the errors are somewhat larger because these comparisons are not fully differential and the zero point uncertainties must be taken into account.

Figs. 7 and 8 present visualization of the data contained in Table 2. Fig. 7 shows the differences of magnitudes between the mean brightness of Cepheids and other standard candles in the LMC and SMC (unfortunately the Carina dwarf galaxy does not host Population I Cepheids) while Fig. 8 – for the remaining combinations of standard candles. The data for the Carina dwarf galaxy are included in Fig. 8. The abscissa in Fig. 8 represents schematically metallicity of the environment. For all populations of stars in these three galaxies the order of increasing metallicities is Carina  $\rightarrow$  SMC  $\rightarrow$  LMC and the difference of metallicity between the Carina dwarf galaxy and SMC is about three times larger than between the SMC and LMC.

If the standard candles were indeed good brightness references then one would expect that their brightness differences should be constant in all considered environments, *i.e.*, their magnitude differences should be parallel to the

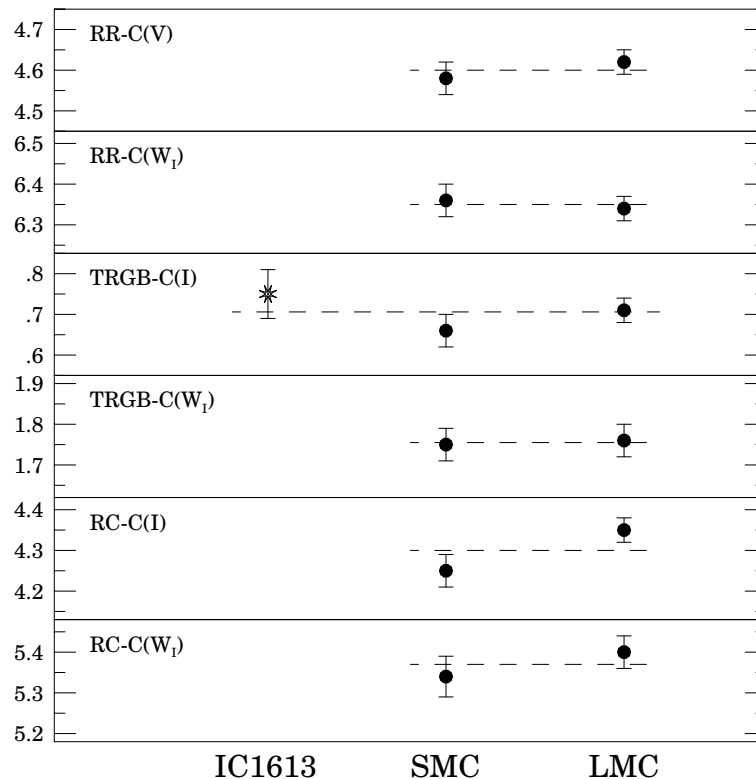


Fig. 7. Differences of magnitudes of Cepheids and other distance indicators.

abscissa axes in Figs. 7 and 8. Figs. 7 and 8 clearly indicate that this is indeed the case (dashed line). All combinations of distance indicators present basically the same picture, *i.e.*, their differences of magnitude in different objects are constant to  $\pm 0.05$  mag in the worst case.

Looking carefully at Fig. 7 or the Cepheid data in Table 2 one can notice a small systematic trend – the differences of magnitude between the distance indicators and Cepheids seem to be systematically slightly larger in the LMC than in the SMC. This effect could result from a small dependence of Cepheid brightness on metallicity. Therefore to check if the metallicity effect can be real we observed Cepheids in the metal poor galaxy IC1613 (metallicity of IC1613 is smaller than that of the SMC; metallicity of Cepheids in the LMC and SMC is equal to  $[\text{Fe}/\text{H}] = -0.3$  dex and  $-0.7$  dex respectively, Luck *et al.* 1998). Although this project is still in progress, preliminary analysis of the data collected so far indicates that the difference of the mean  $I$ -band brightness of Cepheids with 10 day period and TRGB stars in the IC1613 galaxy is equal to  $\langle M_I^{\text{TRGB}} \rangle - \langle M_I^{\text{C}} \rangle = 0.75 \pm 0.06$  mag. Asterisk in the appropriate panel of Fig. 7 marks that value and the horizontal location of points corresponds to the mean




Fig. 8. Differences of magnitudes of RR Lyr, red clump and TRGB stars.

metallicity of objects. This result confirms that the brightness of Cepheids does not depend on metallicity to a few hundredths of magnitude in the wide metallicity range of  $\approx -1 < [\text{Fe}/\text{H}] < -0.3$  dex. More detailed analysis of the IC1613 data will be presented when this sub-project of the OGLE search is finished.

The conclusion from our exercise is very straightforward. All four "major" distance indicators, namely Cepheids, RR Lyr, red clump and TRGB stars are equally good standard candles. It is worth noting that these standard candles represent very different populations of stars from the oldest RR Lyr stars, through somewhat younger TRGB population, intermediate age red clump stars and finally young population of classical Cepheids. The distance scales from all four distance indicators are fully compatible with each other, and all four distance indicators can be equally well used for distance determinations within the domain they are considered to be a standard candle. Fig. 8 strongly suggests that the small corrections for difference of metallicity of RR Lyr and red clump stars (Eqs. 7 and 8) we applied are correct. Otherwise systematic deviations would be observed. It is worth noticing that the consistency of distances determined from the red clump and TRGB stars was already noted by Bersier (2000).

## 4.2 Constraints on the Zero Point

As we showed in Section 4.1 all four distance indicators are fully compatible with each other and, therefore, the distance scales determined from them are fully consistent. Thus, the only important problem related to the distance determination is a proper calibration of the zero point of this common distance scale. Because the brightness ratios of all four indicators are well constrained based on our differential analysis, all four indicators must be treated as an *ensemble*. The calibration of any of them sets the calibrations of all the remaining indicators. In other words any proposed calibration of any of the "major" stellar distance indicators must predict reasonable calibrations for the remaining ones. In this way we can put constraints on the possible calibration of the zero point of the common distance scale.

First, let us briefly discuss proposed calibrations of stellar distance indicators. The Cepheid calibrations fall into three categories: bright, medium and faint. Bright calibrations predict  $M_V^C \approx -4.2$  mag for a Cepheid with the period of  $P=10$  days (Feast and Catchpole 1997, Lanoix, Paturel and Garnier 1999, Groenewegen and Oudmaijer 2000) and are based on analyses of Hipparcos direct parallaxes of these stars. One should, however, remember that the parallaxes of Cepheids measured by Hipparcos are very small and have very large errors (only a few Cepheids has the relative error smaller than 30%). Medium brightness calibrations give  $M_V^C \approx -4.05$  mag and are mostly based on Barnes–Evans method (Gieren *et al.* 1997) and pre-Hipparcos Galactic calibrations (Laney and Stobie 1994). Faint calibrations predict  $M_V^C \approx -3.85$  mag based on a kind of statistical parallaxes method (Luri *et al.* 1998). Indirect calibration *via* Cepheids in the NGC4258 galaxy also indicates faint brightness of Cepheids (Maoz *et al.* 2000).

Calibrations of RR Lyr stars in the post Hipparcos era were reviewed and summarized by Popowski and Gould (1998). This review concludes that the most likely absolute magnitude of RR Lyr stars is  $M_V^{RR} \approx 0.70$  mag at metallicity of  $[\text{Fe}/\text{H}] = -1.6$  dex. However, although the majority of empirical determinations seem to point to fainter calibrations of RR Lyr, subdwarf fitting technique results in much higher luminosity of RR Lyr stars, namely  $M_V^{RR} = 0.45$  mag at  $[\text{Fe}/\text{H}] = -1.6$  dex (Carretta *et al.* 2000). The drawbacks of this method when applied to RR Lyr calibration are described in Popowski and Gould (1998). Nevertheless, this calibration is still a possible alternative to the faint RR Lyr calibration.

Two kinds of calibrations are used for distance determination with TRGB stars. The empirical calibration based on Galactic globular clusters data (Lee *et al.* 1993a) gives  $M_I^{\text{TRGB}} = -4.0 \pm 0.1$  mag for metallicities  $[\text{Fe}/\text{H}] < -0.7$  dex. It is, however, based on the old RR Lyr stars calibration predicting  $M_V^{RR} = 0.55$  mag at  $[\text{Fe}/\text{H}] = -1.6$  dex. This is by about 0.1–0.15 mag brighter than the present, most likely calibration of RR Lyr stars (Popowski and Gould 1998). Therefore, the correction of this order should be taken into account when deriving the distance with TRGB what has never been done. The second calibration

is based on the theoretical modeling of TRGB stars and predicts TRGB magnitude brighter by about 0.1 mag than the empirical one (Salaris and Cassisi 1997). However, because the uncertainties related to the modeling are still rather large (Dominguez *et al.* 1999, Castellani *et al.* 2000b) we do not consider this calibration as a very strong alternative to the empirical one.

Finally, the calibration of red clump stars is superior to calibration of any other standard candle what is one of the main advantages of this distance indicator. Because these stars are very numerous in the solar neighborhood, the Hipparcos sample of red clump stars with good accuracy parallaxes (relative error less than 10%) and precise photometry is very large (several hundred objects, Paczyński and Stanek 1998). This made it possible to determine the absolute magnitude of red clump stars with high accuracy:  $M_I^{\text{RC}} = -0.23 \pm 0.03$  mag for metallicity of  $[\text{Fe}/\text{H}] = 0.0$  dex (Stanek and Garnavich 1999, Udalski 2000). Unfortunately, the local red clump stars only partially overlap in metallicity with the LMC red clump stars. However, the dependence on metallicity (Eq. 8) is rather modest so the mean  $I$ -band magnitude of the red clump stars in the LMC is  $M_I^{\text{RC}} = -0.31 \pm 0.04$  mag. No significant dependence of the red clump magnitude on age was assumed here what, among others, is clearly supported by Fig. 8 (Section 4.6). On the other hand, theoretical modeling of red clump stars indicates that its magnitude depends on both metallicity and age. Girardi and Salaris (2000) claim that the combined effect may reach as much as 0.20 mag in the LMC case. If true, the LMC red clump magnitude would be of  $M_I^{\text{RC}} = -0.43$  mag.

Having in mind all these calibrations, less and more likely, we may constrain the possible zero point of the common distance scale. First, we may almost immediately exclude the bright calibration of Cepheids. For example,  $M_V^{\text{C}} = -4.21$  mag and  $M_I^{\text{C}} = -4.94$  mag (Groenewegen and Oudmaijer 2000) for the Galactic Cepheids would indicate the following magnitudes of the remaining distance indicators:  $M_V^{\text{RR}} = 0.39$  mag,  $M_I^{\text{TRGB}} = -4.23$  mag and  $M_I^{\text{RC}} = -0.64$  mag. The mean magnitude of RR Lyr stars would have to be brighter than the brightest calibration from subdwarf fitting. The TRGB magnitude would be much brighter than indicated by Lee *et al.* (1993a) calibration but this could be marginally consistent when correction to the TRGB calibration resulting from the appropriate RR Lyr calibration ( $\approx 0.15$  mag brighter) was applied. However, the predicted absolute magnitude of the red clump stars practically rules out the bright Cepheid calibration. The mean magnitude of the red clump stars of the LMC metallicity would have to be by about 0.35 mag brighter than the empirical calibration or 0.2 mag brighter than the theoretical predictions. This large discrepancy could only vanish when the brightness of Cepheids would very strongly depend on metallicity (about 1.0 mag/dex in the  $I$ -band) making the Galactic Cepheids much brighter. As we have shown in Section 4.1 our data do not indicate any significant dependence of Cepheid brightness on metallicity. Therefore this calibration can be ruled out with high confidence.

Similar arguments can exclude the bright calibration of RR Lyr stars.  $M_V^{\text{RR}} = 0.45$  mag would indicate  $M_V^{\text{C}} = -4.15$  mag,  $M_I^{\text{TRGB}} = -4.14$  mag and  $M_I^{\text{RC}} = -0.52$  mag. While Cepheids and TRGB calibrations could be consistent with

the bright RR Lyr calibration, the inferred magnitude of red clump stars is again too bright by at least 0.1 mag from theoretical predictions or more than 0.2 mag from the empirical calibration. Because we have already corrected RR Lyr stars magnitude for metallicity it would be extremely difficult to find additional 0.1–0.2 mag that could explain this inconsistency. Therefore the bright calibration of RR Lyr also seems to be unlikely.

On the other hand two of the already discussed calibrations of the distance indicators presented here, namely Hipparcos calibration of red clump stars and faint calibration of RR Lyr, are consistent with all four standard candles. The latter calibration (Popowski and Gould 1998),  $M_V^{\text{RR}} = 0.70$  mag, would indicate:  $M_V^{\text{C}} = -3.90$  mag,  $M_I^{\text{TRGB}} = -3.89$  mag and  $M_I^{\text{RC}} = -0.27$  mag. All these predictions are in good agreement with the faint calibration of Cepheids (statistical parallaxes and Cepheids in NGC4258), Lee *et al.* (1993a) calibration of TRGB (corrected down by 0.15 mag due to fainter RR Lyr brightness scale) and the empirical (Hipparcos) calibration of red clump stars (Udalski 2000), respectively. The empirical calibration of red clump stars of the LMC metallicity,  $M_I^{\text{RC}} = -0.31$  mag (Udalski 2000), leads to very similar predictions:  $M_V^{\text{RR}} = 0.66$  mag,  $M_V^{\text{C}} = -4.61$  mag and  $M_I^{\text{TRGB}} = -3.93$  mag.

Very consistent results obtained with calibrations of RR Lyr and red clump stars strongly suggest that in the entire range of possible calibrations those two are the most likely. If we adopt the mean results based on the RR Lyr and red clump empirical calibrations and our differential analysis of "major" stellar standard candles then the following formulae for individual standard candles can be written:

Cepheids:

$$M_V = (-2.775 \pm 0.031) \times (\log P - 1) - 3.92 \pm 0.05 \quad (9)$$

$$M_I = (-2.977 \pm 0.021) \times (\log P - 1) - 4.61 \pm 0.05 \quad (10)$$

$$M_{W_I} = (-3.300 \pm 0.011) \times (\log P - 1) - 5.67 \pm 0.05 \quad (11)$$

TRGB:

$$M_I^{\text{TRGB}} = -3.91 \pm 0.05 \text{ mag} \quad ([\text{Fe}/\text{H}] < -0.7 \text{ dex}) \quad (12)$$

RR Lyr:

$$M_V^{\text{RR}} = (0.18 \pm 0.04) \times ([\text{Fe}/\text{H}] + 1.6) + 0.68 \pm 0.05 \quad (13)$$

Red clump stars:

$$M_I^{\text{RC}} = (0.14 \pm 0.04) \times ([\text{Fe}/\text{H}] + 0.5) - 0.29 \pm 0.05 \quad (14)$$

where all zero points refer to the LMC metallicity and their errors are estimated from uncertainty of the Hipparcos calibration of red clump stars ( $\pm 0.04$  mag) and the consistency of both calibrations. It should be, however, remembered that our differential test cannot exclude somewhat brighter calibrations, *i.e.*, up to  $M_V^{\text{RR}} \approx 0.55$  mag for RR Lyr and  $M_I^{\text{C}} \approx -4.7$  mag for Cepheids. They could be consistent at least with theoretical predictions for red clump brightness and thus cannot be fully ruled out. These limits go by about 0.1 mag fainter (*i.e.*, to Eqs. 9–14) if the empirical calibration of the red clump is considered.



### 4.3 Distance to the LMC, SMC and Carina Dwarf Galaxy

Eqs. (9)–(14) can be directly applied to the dereddened magnitudes of standard candles provided in Table 1 to determine the distances to the analyzed galaxies. In this case, however, the analysis is no longer differential and any systematic errors can affect the results. While the zero points of the OGLE photometry were tested many times (*e.g.*, Udalski *et al.* 1998ab, Udalski *et al.* 2000) and it is unlikely that the systematic uncertainty from this factor is larger than 0.02 mag, the main source of uncertainty remains the interstellar extinction applied to the photometry to deredden the data. Accuracy of the zero points of extinction maps used by OGLE was discussed in Udalski *et al.* (1999bc). Also as we will show in Section 4.5 there is no indication that the interstellar reddening is different for younger and older populations as suggested by Zaritsky (1999). The mean reddening of  $E(B - V) = 0.143$  mag and 0.087 mag in the bar of the LMC and SMC, respectively, seems to be consistent with all determinations in these regions with hot young or older stars (including the recent determination from RR Lyr instability strip colors by Clementini *et al.* 2000, when correct boundaries of the strip, *i.e.*, bluer by about 0.05 mag, *e.g.*, from Walker 1998, are used). Therefore, it is rather unlikely that the uncertainty of  $E(B - V)$  reddening is larger than 0.02 mag.

Distances to the LMC, SMC and Carina dwarf galaxy calculated with Eqs. (9)–(14) are listed in Table 3. As it can be expected all distances are very similar. This is not surprising as we already showed that all four distance scales are fully consistent. The mean values of distance moduli from four "major" stellar standard candles are equal to  $(m - M)_{\text{LMC}} = 18.24$  mag,  $(m - M)_{\text{SMC}} = 18.75$  mag and  $(m - M)_{\text{CAR}} = 19.94$  mag. The systematic error is of the order of 0.07 mag and results mostly from the reddening and calibration (Eqs. 9–14) uncertainties while the standard deviation of these measurements is only of 0.02 mag.

T a b l e 3  
Distance moduli to the Carina dwarf galaxy, SMC and LMC

STANDARD CANDLE	CARINA	SMC	LMC
CEPHEIDS (mean $V, I, W_I$ )	–	$18.77 \pm 0.07$	$18.23 \pm 0.07$
RR LYR ( $V$ )	$19.93 \pm 0.08$	$18.76 \pm 0.07$	$18.23 \pm 0.07$
TRGB ( $I$ )	$19.94 \pm 0.08$	$18.74 \pm 0.08$	$18.24 \pm 0.07$
RED CLUMP ( $I$ )	$19.96 \pm 0.08$	$18.71 \pm 0.07$	$18.26 \pm 0.07$

The resulting distance to the LMC is in the range of "short" distances, *i.e.*, it is by about 0.25 mag smaller than the classical distance modulus to the LMC of  $(m - M)_{\text{LMC}} = 18.5$  mag. We can summarize that the OGLE photometric data of four "major" stellar distance indicators clearly indicate that the most likely zero point of the common distance scale which is consistent with all four

standard candles is that which gives the "short" distance scale. Although we are not able to completely exclude calibrations up to 0.15 mag brighter, all the remaining ones seem to be inconsistent with at least one of the four distance indicators. It is worth noting at this point that the recent determinations of the distance to the LMC with independent, largely geometric standard candle, – eclipsing binaries – also provide strong support for the "short" distance scale to the LMC ( $(m - M)_{\text{LMC}} \approx 18.3$  mag, Guinan *et al.* 1998, Fitzpatrick *et al.* 2000). This is completely independent confirmation that the calibrations presented in this paper are the most likely. Also, as we already mentioned, the "short" distance scale to the LMC results from geometric determination of the distance to NGC4258 galaxy (Herrnstein *et al.* 1999) and photometry of Cepheids in this object (Maoz *et al.* 1999). Nevertheless, the final solution of the zero point problem will probably have to wait until the next space astrometric missions (FAME, SIM, GAIA) are launched and finished and direct good quality parallaxes of large samples of Cepheids, RR Lyr and TRGB stars are determined.

#### 4.4 Difference of Distance Moduli SMC–LMC

The differences of distance moduli between the SMC and LMC resulting from Cepheids, RR Lyr, TRGB and red clump stars are listed in Table 4. They were derived using the extinction free luminosities listed in Table 1.

Table 4  
Difference of distance moduli SMC–LMC

STANDARD CANDLE	$(m - M)_{\text{SMC}} - (m - M)_{\text{LMC}}$
CEPHEIDS ( $W_I$ )	$0.51 \pm 0.05$
RR LYR ( $V$ )	$0.53 \pm 0.07$
TRGB ( $I$ )	$0.50 \pm 0.05$
RED CLUMP ( $I$ )	$0.45 \pm 0.05$

It is striking that all independent determinations of  $\Delta(m - M)_{\text{SMC-LMC}}$  are very similar. The most reliable one comes from the  $W_I$  index for Cepheids, because those magnitudes are in principle extinction free. Therefore by comparison with  $W_I$  Cepheid distance we may assess reliability of other distance indicators as well as the reddening scale used for distance determinations.

The numbers from Table 4 can be affected by systematic error resulting from the uncertainty of extinction in both galaxies. It should, however, affect very similarly all determinations, except for  $W_I$  index which is extinction independent. Very good agreement of the values from different distance indicators as compared to  $W_I$  value indicates, however, that this error is probably very small ( $< 0.02$  mag) and the extinction scales in both Magellanic Clouds are correct.

The mean difference of distance moduli between the SMC and LMC from all four independent determinations (Cepheids, RR Lyr, TRGB and red clump) is equal to 0.50 mag with very small standard deviation of only 0.03 mag.

#### 4.5 Interstellar Extinction in the LMC

Very good agreement of  $\Delta(m - M)_{\text{SMC-LMC}}$  from all distance indicators provides strong constraints on many observables. First, we may practically rule out the possibility that the interstellar reddening is significantly different for different populations of stars in the LMC as suggested by Zaritsky (1999). Based on a new method he determined interstellar extinction in the  $V$ -band equal to  $A_V \approx 0.4$  mag for hot young stars and only  $A_V \approx 0.1$  mag for old cool population of stars in a field in the LMC overlapping with our NW field (Section 3.4). The simplest test of reality of Zaritsky (1999) hypothesis is to compare the most sound difference of distance moduli between the SMC and LMC, namely resulting from Cepheid extinction free index  $W_I$  and equal to 0.51 mag, with that obtained from old populations under the assumption of very small extinction for these groups of stars. Even if we assume the extinction toward the SMC equal to zero (what is an obvious underestimate),  $A_V = 0.1$  mag in the LMC and the mean magnitudes of RR Lyr, TRGB and red clump stars indicate that  $\Delta(m - M)_{\text{SMC-LMC}}$  from the old population would already be by about 0.1 mag smaller than the extinction free value resulting from Cepheid  $W_I$  index. When non-zero reddening in the SMC is applied the gap widens.  $\Delta(m - M)_{\text{SMC-LMC}}$  from the old population converges to that from young Cepheids only when the interstellar extinction is the same for both populations and its value is close to that of the OGLE extinction maps.

Another test of the Zaritsky (1999) hypothesis is provided by Fig. 7. Good agreement of differences of magnitudes of Cepheids and old population standard candles in the LMC and SMC under the assumption that the interstellar extinction is the same for all stars in both Magellanic Clouds practically rules out that hypothesis. Even if the extinction for young population were larger than for the old one, as Zaritsky suggests, it would have to be larger by exactly the same amount in the LMC and SMC. That would imply exactly the same properties and distribution of dust in both these galaxies what is extremely unlikely. Moreover, the interstellar extinction in the SMC is much smaller than in the LMC and simply there is no room for so large extinction difference as Zaritsky (1999) claims in the LMC. Only very unlikely conspiracy could mask the differences of magnitudes of Cepheids and old standard candles so they were exactly the same in both Magellanic Clouds. Both tests rather unambiguously indicate that the interstellar reddening,  $E(B - V)$  in the Magellanic Clouds is to 0.01–0.02 mag similar for young and old populations and results of Zaritsky (1999) are probably an effect of his method of extinction determination for cool stars (because the derived interstellar extinction for hot stars, *i.e.*, those with simple and well known spectra, seems to be reasonable:  $E(B - V) \approx 0.12$  mag *vs.* 0.11 mag from the OGLE maps).

#### 4.6 Properties of the Red Clump Stars

The mean extinction free  $I$ -band magnitude of red clump stars in the LMC is sometimes a subject of controversy. For example Romaniello *et al.* (1999) claim that it is by about 0.15 mag dimmer than the value presented in this paper. They determined  $\langle I_0^{RC} \rangle = 18.12$  mag in a field of very high and non-uniform extinction around SN1987A, based on HST photometry. Such a value can, however, be easily ruled out by comparison of differences of distance moduli between the SMC and LMC. Only if the extinction in the SMC were equal to zero, the difference of distance moduli inferred from red clump stars with Romaniello *et al.* (1999) value of  $\langle I_0^{RC} \rangle$  could be consistent with the Cepheid extinction free  $W_I$  index value (Table 4). With any non-zero extinction in the SMC the difference of distance moduli of red clump stars would be smaller – up to 0.2 mag if the SMC extinction presented in this paper were used. This inconsistency makes the Romaniello *et al.* (1999) value highly unlikely.

Observational data presented in this paper can also be used for constraining the possible dependence of the mean brightness of the red clump stars on age. Fig. 8, where comparison of the red clump brightness with other distance indicators is presented, clearly shows that the metallicity correction given by Eq. (8) very well corrects the excess of red clump brightness. There are no systematic trends which could suggest other slope in Eq. (8) and the residuals from a straight line, parallel to the abscissa axis, are of the order of  $\pm 0.04$  mag only. If the excess of brightness of red clump stars in lower metallicity objects is indeed caused by metallicity differences then the very small residuals indicate that the red clump brightness is practically independent on age. It should be noted that on average the red clump in the Carina dwarf galaxy is much older than in the Magellanic Clouds.

On the other hand theoretical modeling of red clump stars by Girardi and Salaris (2000) indicates that its magnitude is dependent on both metallicity and age. Girardi and Salaris (2000) constructed synthetic CMDs using their evolutionary models and assumed star formation rate (SFR) and age-metallicity relations (AMR) for the Magellanic Clouds and Carina dwarf galaxy to analyze the mean properties of red clump stars in these objects. They claim that the most likely assumptions produce, due to combined metallicity and age dependence, the red clump brighter by 0.20, 0.29 and 0.29 mag in the LMC, SMC and Carina dwarf galaxy, respectively, than the local red clump stars measured by Hipparcos. It is, however, extremely difficult to assess reality of these results. Qualitative comparison of the best synthetic CMDs with the empirical ones indicates that the simulations are rather far from reality – in particular the synthetic SMC red clump (Fig. 17, Girardi and Salaris 2000) does not resemble at all very round and featureless red clump observed in this galaxy (Fig. 10; Paczyński *et al.* 1999). Also the LMC bar and Carina dwarf galaxy synthetic red clumps hardly resemble the empirical ones (Udalski *et al.* 2000, Udalski 1998a).

The Carina dwarf galaxy simulations are the most clear indication that the modeling is very far from being accurate. Looking at Fig. 1 of Girardi and

Salaris (2000) one can find that it is practically impossible to obtain the red clump in Carina dwarf galaxy brighter than 0.1 mag than in the LMC when its age is larger than 3 Gyr, independently of SFR and AMR assumptions. Indeed, Girardi and Salaris (2000) obtain the red clump of only 0.09 mag brighter than the LMC red clump or even fainter if other SFR is assumed. Observations, however, indicate that it is by about 0.2 mag brighter (Fig. 8, Table 1). This is a large discrepancy and it probably gives a realistic information on accuracy of the models and synthetic CMD simulations. Modeling results while reasonably well reproducing qualitative features of stellar populations are not accurate to better than 0.1–0.2 mag (see also Castellani *et al.* 2000b and discussion in Paczyński *et al.* 1999).

Another empirical confirmation of very weak and shallow dependence of the mean  $I$ -band magnitude of the red clump on age within the age range of 2–10 Gyr provides comparison of red clump and TRGB magnitudes. Bersier (2000) presented such a comparison for the Magellanic Clouds, Carina and Fornax dwarf galaxies and found that the magnitude correction for metallicity (Eq. 8) makes these two distance indicators very consistent. His results are fully confirmed in this paper (Fig. 8). As we mentioned, small residuals indicate that the age dependence must be weak. Because of large brightness, the TRGB magnitude is relatively easy to determine in many even quite far located objects (similar brightness Cepheids require at least 20–30 epochs to determine their mean magnitudes). Therefore, we attempted to extend the comparison of the mean red clump and TRGB magnitudes to the Local Group galaxies with populations suitable for such comparisons (low metallicity, older stars for TRGB and intermediate age stars for red clump). Beside the Magellanic Clouds and Carina dwarf galaxy data presented in this paper we found in literature data for nine additional objects whose CMDs include both TRGB and red clump stars. We limited ourselves to objects in which the red clump is reasonably above the limit of photometry so that its mean magnitude is not affected. The data for all objects are listed in Table 5 in order of decreasing metallicity of the object, as well as  $\langle M_I^{\text{RC}} \rangle - \langle M_I^{\text{TRGB}} \rangle$  calculated with the red clump magnitude converted to the LMC metallicity (*i.e.*, with correction,  $\text{LMC}_{\text{COR}}^{\text{RC}}$ , listed in the fifth column in Table 5 and obtained from Eq. 8). Unfortunately, in all but one cases (NGC147) we did not have the original data, so that we had to rely on authors' determinations or in a few cases to determine the mean magnitudes from CMD plots. Therefore, the presented exercise is not fully homogeneous. Nevertheless, the magnitudes presented in Table 5 should be accurate to about 0.05 mag. We usually used the same photometry to determine the difference of red clump and TRGB magnitudes to avoid systematic errors. In a few cases, however, we had to use additional source for TRGB magnitude – the HST fields where photometry reached red clump stars were too small for reliable TRGB magnitude determination. In these cases we first verified whether both photometric data sets were on the same scale.

Differences  $\langle M_I^{\text{RC}} \rangle - \langle M_I^{\text{TRGB}} \rangle$ , listed in the sixth column of Table 5, indicate that except for two of twelve objects they all fall in the narrow range of  $3.62 \pm 0.08$  mag. This sample includes objects with younger intermediate age

population like LMC and older objects – Fornax, M32 ( $\approx 8.5$  Gyr) or Leo II ( $\approx 9$  Gyr). One should note that the Girardi and Salaris (2000) modeling (their Fig. 1) predicts red clump fainter by about 0.25 mag in the latter cases. Clearly, the dependence on age is very weak.

Two deviating cases in Table 5 can easily be explained. In the case of Leo A the vast majority of red clump population are the young stars of 0.9–1.5 Gyr age (Tolstoy *et al.* 1998). It is not surprising that they are brighter making the difference of red clump and TRGB magnitudes smaller. NGC147 is on the opposite end. The vast majority of its population is older than 10 Gyr, so that it is not surprising that the red clump magnitude drops, making the difference much larger. The NGC147 case is very similar to the NGC121 cluster case in the SMC (Udalski 1998b), also possessing old ( $\approx 12$  Gyr) population and the red clump by about 0.4 mag fainter than that of younger clusters. Results of comparison of red clump and TRGB magnitudes in the nearby Local Group galaxies are in fact very consistent with results of the analysis of clusters in the LMC and SMC (Udalski 1998b) also indicating that in the 2–10 Gyr range the dependence of the red clump brightness on age is very weak.

Concluding, presently we do not find any convincing arguments on reality of significant dependence of the red clump brightness on age, and on the contrary the empirical data presented in this paper rather unambiguously seem to indicate that such a dependence is marginal for ages within 2–10 Gyr. This confirms our earlier results from analysis of the Magellanic Cloud star clusters (Udalski 1998b). That analysis, in particular of the SMC clusters, was criticized by Girardi and Salaris (2000) because of applying geometric corrections resulting from the spatial extent of the SMC (these corrections result, however, from our current picture of the SMC geometry). Nevertheless, we would like to point attention to the fact that at least two clusters of very different age from the Udalski’s (1998b) sample are located very close to each other on the sky (Kron 3 – 7.5 Gyr and L11 – 3.5 Gyr) so their photometry can be compared differentially. The mean magnitude of red clump in these objects is similar to  $\pm 0.02$  mag after correcting for a small metallicity difference. Girardi and Salaris (2000, Fig. 1) models predict the red clump brighter by about 0.15 mag in younger L11. The brightness is also very similar to the mean magnitude of red clump of field stars indicating that the clusters are located at the same distance as the bulk of SMC stars in that direction. This is the only pair of clusters of different age allowing direct comparison of red clump magnitude. Other comparisons, for example those of Galactic clusters (Girardi and Salaris 2000), suffer from uncertainties of distance much larger than the geometric correction uncertainties in the SMC and very small number statistics of red clump stars.

Table 5  
TRGB and red clump stars in nearby galaxies

GALAXY	TRGB [mag]	RED CLUMP [mag]	[Fe/H] [dex]	LMC <sub>COR</sub> <sup>RC</sup> [mag]	RC-TRGB [mag]	Ref.	Remarks
M32	$\langle I \rangle = 20.75$	$\langle I \rangle = 24.35$	-0.3	-0.03	3.55	(1)	$\approx 8.5$ Gyr
LMC	$\langle I_0 \rangle = 14.32$	$\langle I_0 \rangle = 17.95$	-0.5	0.00	3.64	this paper	
M31 (G302) Field	$\langle I \rangle = 20.65$	$\langle I \rangle = 24.25$	-0.6	0.01	3.6	(2)	
SMC	$\langle I_0 \rangle = 14.80$	$\langle I_0 \rangle = 18.34$	-1.0	0.07	3.59	this paper	
Fornax	$\langle I \rangle = 16.65$	$\langle I \rangle = 20.24$	-1.0	0.07	3.66	(3)	
Pegasus	$\langle I \rangle = 20.95$	$\langle I \rangle = 24.50$	-1.1	0.08	3.65	(4), (5)	
Phoenix	$\langle I \rangle = 19.00$	$\langle I \rangle = 22.50$	-1.4	0.13	3.65	(6)	
Leo II	$\langle I \rangle = 17.70$	$\langle I \rangle = 21.25$	-1.6	0.15	3.7	(7), (8)	$\approx 9$ Gyr
Carina	$\langle I_0 \rangle = 16.03$	$\langle I_0 \rangle = 19.46$	-2.0	0.21	3.64	this paper, (9)	
Leo I	$\langle I \rangle = 18.25$	$\langle I \rangle = 21.60$	-2.0	0.21	3.55	(10)	
Leo A	$\langle I \rangle = 20.50$	$\langle I \rangle = 23.77$	-1.7	0.17	3.44	(11)	0.9 – 1.5 Gyr
NGC147 Inner Field	$\langle I \rangle = 20.31$	$\langle I \rangle = 24.02$	-0.9	0.06	3.77	(12)	> 10 Gyr
NGC147 Outer Field	$\langle I \rangle = 20.31$	$\langle I \rangle = 24.06$	-1.0	0.07	3.82	(12)	> 10 Gyr

References:

- (1) Grillmair *et al.* (1996), (2) Holland, Fahlman and Richer (1996), (3) Bersier (2000),  
(4) Aparicio (1994), (5) Gallagher *et al.* (1998), (6) Martínez-Delgado *et al.* (1998),  
(7) Lee (1995), (8) Mighell and Rich (1996), (9) Smecker-Hane *et al.* (1994),  
(10) Lee *et al.* (1993b), (11) Tolstoy *et al.* (1998), (12) Han *et al.* (1997).

**Acknowledgements.** We would like to thank Drs. B. Paczyński, K.Z. Stanek, and M. Szymański for comments and remarks on the paper. The paper was partly supported by the Polish KBN grant 2P03D00814 to A. Udalski and 2P03D00916 to M. Szymański. Partial support for the OGLE project was provided with the NSF grant AST-9820314 to B. Paczyński.

## REFERENCES

- Alcock, C., *et al.* 1996, *Astron. J.*, **111**, 1146.  
Aparicio, A. 1994, *Astrophys. J. Letters*, **437**, L27.  
Bersier, D. 2000, *Astrophys. J. Letters*, in press; astro-ph/0009180.  
Bica, E., Geisler, D., Dottori, H., Clariá, J.J., Piatti, A.E., and Santos Jr, J.F.C. 1998, *Astron. J.*, **116**, 723.  
Carretta, E., Gratton, R., Clementini, G., and Fusi Pecci, F. 2000, *Astrophys. J.*, **533**, 215.  
Castellani, V., Bono, G., Cassisi, S., Marconi, G., and Piersimoni, A. 2000a, astro-ph/0008080.  
Castellani, V., Degl'Innocenti, S., and Prada Moroni, P.G. 2000b, *MNRAS*, in press; astro-ph/0009019.  
Clementini, G., Gratton, R., Bragaglia, A., Carretta, E., and Di Fabrizio, L. 2000, astro-ph/0007471.  
Cole, A.A., Smecker-Hane, T.A., and Gallagher III, J.S. 2000, *Astron. J.*, in press; astro-ph/0006327.  
Dominguez, I., Chieffi, A., Limongi, M., and Straniero, O. 1999, *Astrophys. J.*, **524**, 226.  
Gallagher, J.S. *et al.* 1998, *Astron. J.*, **115**, 1869.  
Gibson, B.K. 2000, *Mem. S. A. It.*, in press; astro-ph/9910574.  
Gieren, W.P., Fouqué, P., and Gómez, M. 1998, *Astrophys. J.*, **496**, 17.  
Girardi, L., and Salaris, M. 2000, astro-ph/0007343.  
Grillmair, C.J. *et al.* 1996, *Astron. J.*, **112**, 1975.  
Groenewagen, M.A.T., and Oudmaijer, R.D. 2000, *Astron. Astrophys.*, **356**, 849.  
Guinan, E.F. *et al.* 1998, *Astrophys. J. Letters*, **509**, L21.  
Han, M. *et al.* 1997, *Astron. J.*, **113**, 1001.  
Herrnstein, J.R. *et al.* 1999, *Nature*, **400**, 539.  
Holland, S., Fahlman, G., and Richer, H. 1996, *Astron. J.*, **112**, 1035.  
Feast, M.W., and Catchpole, R.M. 1997, *MNRAS*, **286**, L1.  
Fitzpatrick, E.L., Ribas, I., Guinan, E.F., DeWarf, L.E., Maloney, F.P., and Massa, D.L. 2000, *BAAS*, **196**, 2806.  
Laney, C.D. and Stobie, R.S. 1994, *MNRAS*, **266**, 441.  
Lanoix, P., Paturel, G., and Garnier, R. 1999, *MNRAS*, **308**, 969.  
Lee, M.G., Freedman, W.L., and Madore, B.F. 1993a, *Astrophys. J.*, **417**, 553.  
Lee, M.G., Freedman, W., Mateo, M., and Thompson, I. 1993b, *Astron. J.*, **106**, 1420.  
Lee, M.G. 1995, *Astron. J.*, **110**, 1155.  
Luck, R.E., Moffett, T.J., Barnes, T.G., and Gieren, W.P. 1998, *Astron. J.*, **115**, 605.  
Luri, X., Gómez, A.E., Torra, J., Figueras, F., and Mennessier, M.O. 1998, *Astron. Astrophys.*, **335**, L81.  
Maoz, E., *et al.* 1999, *Nature*, **401**, 351.  
Martínez-Delgado, D., Gallart, C., and Aparicio, A. 1998, *Astron. J.*, **118**, 862.  
Mighell, K.J. 1997, *Astron. J.*, **114**, 1458.  
Mighell, K.J., and Rich, R.M. 1996, *Astron. J.*, **111**, 777.  
Olszewski, E.W., Schommer, R.A., Suntzeff, N.B., and Harris, H.C. 1991, *Astron. J.*, **101**, 515.  
Paczynski B., and Stanek, K.Z. 1998, *Astrophys. J. Letters*, **494**, L219.  
Paczynski B., Udalski, A., Szymański, M., Kubiak, M., Pietrzyński, G., Soszyński, I., Woźniak, P., and Żebruń, K. 1998b, *Acta Astron.*, **49**, 319.  
Popowski, P. 2000, *Astrophys. J. Letters*, **528**, L9.  
Popowski, P., and Gould, A. 1998, in "Post-Hipparcos Cosmic Candles, Eds. A.Heck and F.Caputo, Kluwer Academic Publ. Dordrecht; p. 53; astro-ph/9808006.



- Romaniello, M., Salaris, M., Cassisi, S., and Panagia, N. 1999, *Astrophys. J.*, **530**, 738.
- Salaris, M., and Cassisi, S. 1997, *MNRAS*, **289**, 406.
- Schlegel, D.J., Finkbeiner, D.P., and Davis, M. 1998, *Astrophys. J.*, **500**, 525.
- Smecker-Hane, T.A., Stetson, P.B., Hesser, J.E., and Lehnert, M.D. 1994, *Astron. J.*, **108**, 507.
- Smecker-Hane, T.A., Mandushev, G.I., Hesser, J.E., Stetson, P.B., Da Costa, G.S., and Hatzidimitriou, D. 1999, in "Spectrophotometric Dating of Stars and Galaxies", ASP Conference Series, Vol. 192, Eds. Hubeny, I., Heap, S.R., and Cornett, R.H., p. 159.
- Stanek, K.Z., Zaritsky, D., and Harris, J. 1998, *Astrophys. J. Letters*, **500**, L141.
- Stanek, K.Z., and Garnavich, P.M. 1998, *Astrophys. J. Letters*, **503**, L131.
- Tolstoy, E. *et al.* 1998, *Astron. J.*, **116**, 1244.
- Udalski, A. 1998a, *Acta Astron.*, **48**, 113.
- Udalski, A. 1998b, *Acta Astron.*, **48**, 383.
- Udalski, A. 2000, *Astrophys. J. Letters*, **531**, L25.
- Udalski, A., Kubiak, M., and Szymański, M. 1997, *Acta Astron.*, **47**, 319.
- Udalski, A., Szymański, M., Kubiak, M., Pietrzyński, G., Woźniak, P., and Żebruń, K. 1998a, *Acta Astron.*, **48**, 1.
- Udalski, A., Szymański, M., Kubiak, M., Pietrzyński, G., Woźniak, P., and Żebruń, K. 1998b, *Acta Astron.*, **48**, 147.
- Udalski, A., Szymański, M., Kubiak, M., Pietrzyński, G., Soszyński, I., Woźniak, P., and Żebruń, K. 1999a, *Acta Astron.*, **49**, 201.
- Udalski, A., Soszyński, I., Szymański, M., Kubiak, M., Pietrzyński, G., Woźniak, P., and Żebruń, K. 1999b, *Acta Astron.*, **49**, 223.
- Udalski, A., Soszyński, I., Szymański, M., Kubiak, M., Pietrzyński, G., Woźniak, P., and Żebruń, K. 1999c, *Acta Astron.*, **49**, 437.
- Udalski, A., Szymański, M., Kubiak, M., Pietrzyński, G., Soszyński, I., Woźniak, P., and Żebruń, K. 2000, *Acta Astron.*, **50**, 307.
- Walker, A.R. 1998, *Astron. J.*, **116**, 220.
- Zaritsky, D., Harris, J., and Thompson, I. 1997, *Astron. J.*, **114**, 1002.
- Zaritsky, D. 1999, *Astron. J.*, **118**, 2824.

Fig. 1. Color-magnitude diagram of the upper part of red giant branch in the LMC bar field. Thin solid lines indicate the magnitude of TRGB. Thick solid line marks the boundary of the region used for determination of TRGB magnitude.

Fig. 2. Same as in Fig. 1 for the LMC NW field.

Fig. 3. Same as in Fig. 1 for the SMC field.

This figure "fig1.jpg" is available in "jpg" format from:

<http://arxiv.org/ps/astro-ph/0010151v1>

This figure "fig2.jpg" is available in "jpg" format from:

<http://arxiv.org/ps/astro-ph/0010151v1>

This figure "fig3.jpg" is available in "jpg" format from:

<http://arxiv.org/ps/astro-ph/0010151v1>