

Neutrinos and the Highest Energy Cosmic Rays

A. Letessier-Selvon^{a*}

^aLaboratoire de Physique Nucléaire et des Hautes Énergies,
IN2P3-CNRS, Universités Paris 6 & 7,
4 place Jussieu, Tour 33 RdC, 75252 Paris Cedex 05 France

Observation of Ultra High Energy Cosmic Rays (UHECR) -whose energy exceeds 10^{20} eV- is still a puzzle for modern astrophysics. The transfer of more than 16 Joules to a microscopic particle can hardly be achieved, even in the most powerful cosmic accelerators such as AGN's, GRB's or FR-II radio galaxy lobes. Potential sources must also lie within 100 Mpc of the Earth as the interaction length of protons, nuclei or photons is less than 10Mpc. However no visible counterpart of those sources has been observed. Calling upon new physics such as Topological Defect interactions or Super Massive Relic Particle decays is therefore very tempting, but such objects are yet to be proven to exist. Due to the very low flux of UHECR only very large dedicated experiments, such as the Auger observatories, will allow to shed some light on the origin of those cosmic rays. In this quest neutrinos, if they can be detected, are an invaluable messengers of the nature of the sources.

1. INTRODUCTION

The cosmic ray spectrum is now proved[1,2] to extend beyond 10^{20} eV. To be observed on Earth with such energies, particles must be produced or accelerated in the Universe with energy near or above 10^{21} eV. Conventional acceleration mechanisms in astrophysical objects can only reach this requirement by stretching to the limit their available parameter space, making such scenarios unlikely to explain the origin of UHECR. Alternative hypotheses involving collapse of Topological Defects (TD) or decay of Super Massive Relic Particles (SMRP) are well suited to produce particles above 10^{20} eV but need a proof of existence.

Transport, from the source to Earth, is also an issue. At those extreme energies the Cosmic Microwave Background Radiation makes the Universe essentially opaque to protons, nuclei and photons which suffer energy losses from pion photo production, photo-disintegration or pair production. These processes led Greisen, Zatsepin and Kuzmin[3] to predict a spectral cutoff in the cosmic ray spectrum around 5×10^{19} eV, the GZK cutoff. The available data although still very scarce do not support the existence of such

a cutoff. Therefore the sources are either close by and locally over dense for the cutoff not to show, or new physics prevents the UHECR from the expected energy losses against the CMB photons.

The following will briefly develop the arguments mentioned in this introduction. Interested readers should consult the numerous reviews devoted to the subject[4–6] for more details.

2. OBSERVATIONS

The differential spectrum of cosmic ray flux[7] as a function of energy is shown on Figure 1. Integrated fluxes above three energy values are indicated: 1 particle/m²-second above 1 TeV, 1 particle/m²-year above 10 PeV, 1 particle/km²-year above 10 EeV. The energy spectrum is surprisingly regular in shape. From the GeV energies to the GZK cutoff, it can be represented simply by three power-law segments interrupted by two breaks, the so-called “knee” and “ankle”.

Figure 2 is a zoom on the highest energy part of the total spectrum where only the latest AGASA data[2] is displayed. On this figure, the energy spectrum is multiplied by E^3 so that the part below the EeV energies becomes flat. Comparing the data points and the dashed line one has a

*e-mail : Antoine.Letessier-Selvon@in2p3.fr

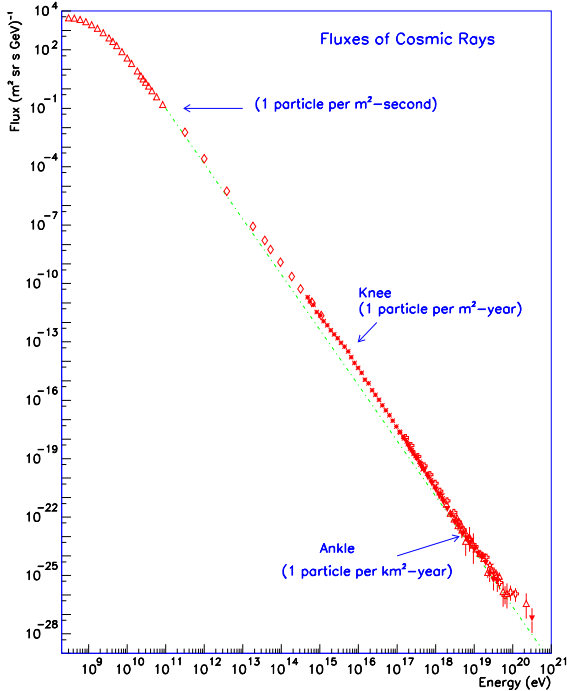


Figure 1. The cosmic rays spectrum[7]

clear view of what can be expected from a cosmological (uniform) distribution of conventional sources and what is observed.

The cutoff, that would be expected if the sources were cosmologically and uniformly distributed and if the observed cosmic rays had no exotic propagation or interaction properties, *is not* present in the observed data.

In the search for potential sources, one looks for correlations of the UHECR arrival directions with the distribution of matter within a few tens of Mpc. Such an analysis was done by the AGASA experiment for the highest energy range [8]. No convincing deviation from isotropy was found.

If the sources of UHECR are nearby astrophysical objects and if, as expected, they are in small numbers, a selection of the events with the largest magnetic rigidity would combine into multiplets (cluster of events whose error boxes overlap).

Figure 3 shows the subsample of events in the AGASA catalog with energies in excess of 100 EeV (squares) and in the range 40-100 EeV

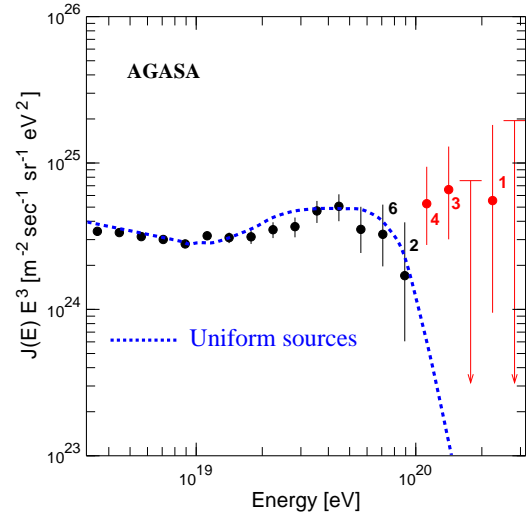


Figure 2. Highest energy region of the cosmic ray spectrum as observed by the AGASA[2] detector.

(circles). One can see that there are three doublets and one triplet. The chance probability of having as many multiplets as observed with a uniform distribution is estimated to be less than 1% [8].

The non uniform sky coverage -all present detectors are in the northern hemisphere- and the small statistics available make anisotropy studies difficult. The Auger observatories are designed with full sky coverage and large detection areas to overcome these difficulties.

3. TRANSPORT AND PRODUCTION

Today's understanding of the phenomena responsible for the production of UHECR is still limited. One distinguishes two classes of processes: the "Top-Down" and "Bottom-Up" scenarios. In Top-Down scenarios, the cosmic ray is a decay products of a super-massive particle. Such particles with masses exceeding 10^{21} eV are either meta-stable relics of some primordial field or a GUT gauge boson produced by the radiation or collapse of topological defects. In the Bottom-Up scenarios, the energy is transferred to a charged particle at rest through its electromag-

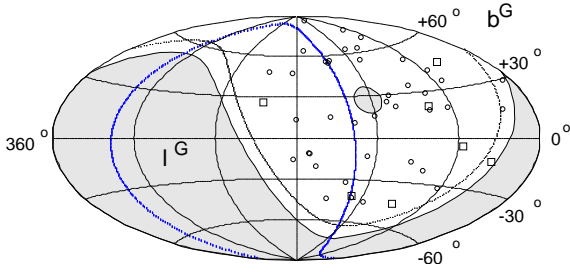


Figure 3. Arrival directions (galactic coordinates) of cosmic rays with $E > 40$ EeV, AGASA.[8]

netic interactions. This classical approach does not require new physics.

At energies above 10 EeV and except for neutrinos, the Universe is not transparent to ordinary stable particles on scales larger than about 100 Mpc. Regardless of their nature, cosmic rays lose energy in their interaction with the various photon backgrounds, dominantly the copious Cosmic Microwave Background (CMB) but also Infra-Red and Radio. The absence of prominent visible astrophysical objects in the direction of the observed highest energy cosmic rays together with this distance limitation adds severe constraints on the “classical” Bottom-Up picture.

3.1. GZK cutoff

The energy at which the Greisen-Zatsepin-Kuzmin (GZK) cutoff takes place is given by the threshold for pion photo-production in the proton CMB-photon collisions. For an average CMB photon (10^{-3} eV), one obtains $E_{th} = 7 \times 10^{19}$ eV. The interaction length can be estimated from the pion photo-production cross section and the CMB density : $L = (\sigma\rho)^{-1} \simeq 6$ Mpc.

A recent Monte Carlo [9] calculation, including red shift, pair production and pion photo-production losses, is shown on Figure 4. The loss length x_{loss} is defined as $x_{loss} = \frac{E}{dE/dx}$. Above 100 EeV photo-production processes are dominant and the loss length falls below 13 Mpc.

For nuclei, the situation is usually worse. They photo-disintegrate in the CMB and infrared radiations losing on average 3 to 4 nucleons per Mpc when their energy exceeds 2×10^{19} eV to 2×10^{20} eV depending on the IR background density value.

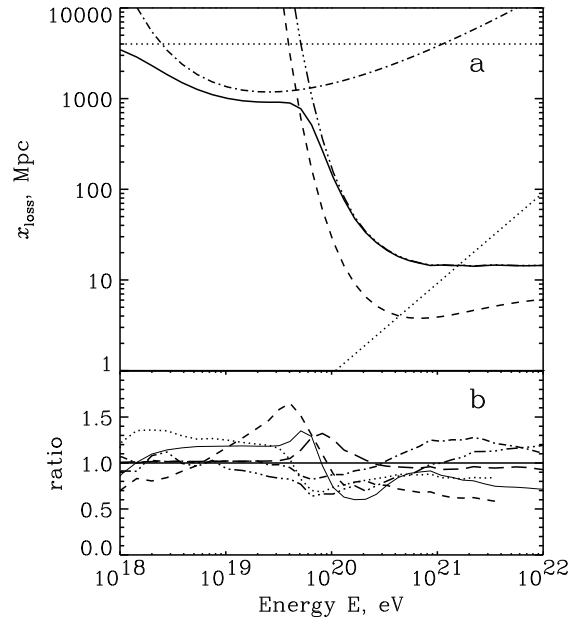


Figure 4. Top : Loss length of a proton from [9]. Bottom : ratios with other calculations.

Top-Down production mechanisms predict that, at the source, photons and neutrinos dominate over ordinary hadrons by about a factor four to ten[5,11]. An observed dominance of gammas or neutrinos in the supra-GZK range would then be an inescapable signature of a super-heavy particle decay or TD interaction. High energy photons traveling through the Universe produce e^+e^- pairs when colliding with the Infra-Red/Optical (IR/O), CMB or Universal Radio Background (URB) photons. As can be seen on Figure 5 the attenuation length gets below 10 Mpc for photon energies between 3×10^{13} eV and 10^{20} eV. In this energy range the Universe is opaque to photons on cosmological scales.

Once the photon has converted, the e^+e^- pair will in turn produce photons mostly via Inverse Compton Scattering (ICS). Those two dominant processes are responsible for the production of electromagnetic (EM) cascades. On Figure 5 one sees that, at the pair production threshold on the CMB photons (2×10^{14} eV), conversion occurs on distances of about 10 kpc (a thousand times smaller than for protons at GZK energies) while

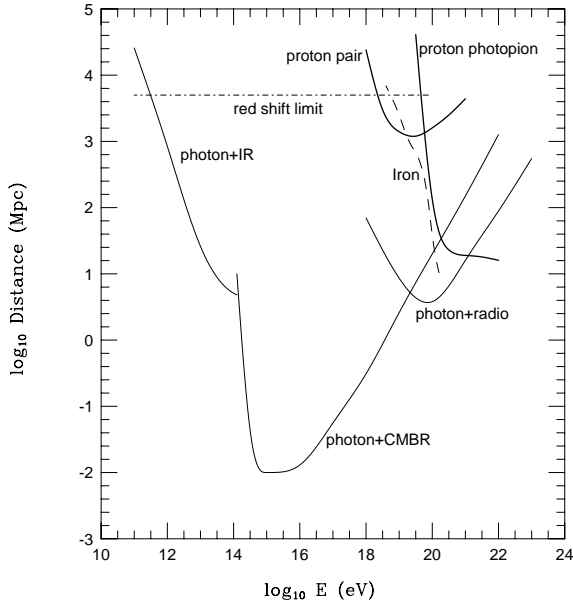


Figure 5. Attenuation length of photons, protons and iron. Double pair production (not shown) limits the photon attenuation length to about 100Mpc above 10^{22} eV.[10]

subsequent ICS of electrons on the CMB in the Thomson regime will occur on even smaller scales (1 kpc).

As a consequence, most photons of ultra high energy will produce, through successive collisions on the various photon backgrounds (URB, CMB, IR/O), lower and lower energy cascades and pile up in the form of a diffuse photon background below 10^{12} eV with a typical power law spectrum of index $\alpha = 1.5$. This is a very important fact as measurements of the diffuse gamma ray background in the 10^7 - 10^{11} eV range done for example by EGRET[12] will impose limits on the photon production fluxes of Top-Down mechanisms and consequently on the abundance of topological defects or relic super-heavy particles.

Neutrinos are the only known particles that can travel through space unaffected even on large distances, carrying intact the properties of the source to the observer. They may prove to be an unambiguous signature of the new physics underlying the production mechanisms.

3.2. Bottom-Up acceleration

In the conventional acceleration scenarios one distinguishes two types of mechanisms :

- Direct acceleration by very high electric fields in or near very compact objects. This does not naturally provide a power-law spectrum.
- Diffusive shock acceleration in all systems where shock waves are present. This statistical acceleration, known as the Fermi mechanism, naturally provides a power-law spectrum.

Hillas has shown[13] that irrespective of the details of the acceleration mechanisms, the maximum energy of a particle of charge Ze within a given site of size R is:

$$E_{\max} \approx \beta Z \left(\frac{B}{1 \mu\text{G}} \right) \left(\frac{R}{1 \text{kpc}} \right) 10^{18} \text{ eV} \quad (1)$$

where B is the magnetic field inside the acceleration volume and β the velocity of the shock wave or the efficiency of the acceleration mechanism. This condition is nicely represented by the Hillas diagram shown in Figure 6. Inspecting this diagram one sees that only a few astrophysical sources satisfy the necessary condition given by Eq. (1). Let us briefly review them :

Pulsars : From a dimensional analysis, one obtains up to 10^{20} volts for the potential drop in a rotating magnetic pulsar. However the high radiation density in the vicinity of the pulsar will produce e^+e^- pairs which reduce the potential drop down to values of about 10^{13} eV. A different mechanisms involving Fe nuclei acceleration by relativistic MHD winds has been put forward [14]. But details of the effectiveness of this mechanism still need to be demonstrated.

AGN cores and jets : Blast waves in AGN jets could in principle lead to a maximum energy of a few tens of EeV [15] and similarly for AGN cores. However those maxima are unlikely to be achieved under realistic conditions due to the interaction of the accelerated protons with very high radiation fields in and around the central engine of an AGN.

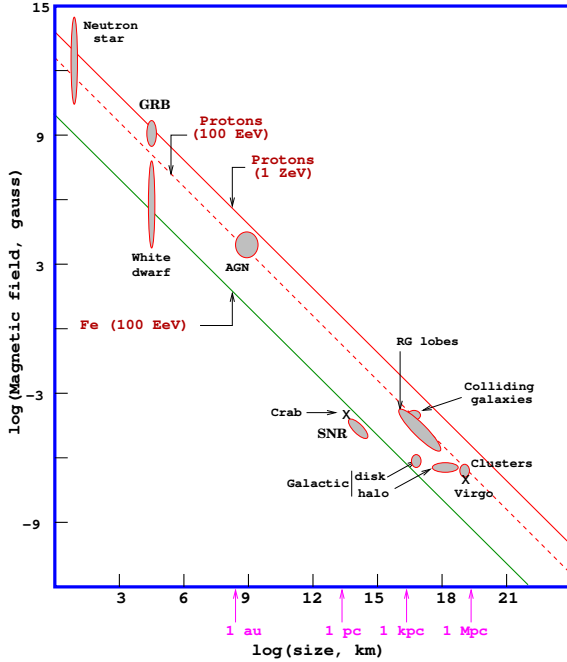


Figure 6. Size and magnetic field strength of possible acceleration sites. Objects below the diagonal lines cannot accelerate the corresponding elements above 10^{20} eV or 10^{21} eV.

FR-II radio galaxies : Radio-loud quasars are characterized by a very powerful central engine ejecting matter along thin extended jets. At the ends of those jets, the so-called hot spots, the relativistic shock wave is believed to be able to accelerate particles up to ZeV energies. FR-II galaxies seem the best potential astrophysical source of UHECR [16]. Unfortunately, no nearby (less than 100 Mpc) object of this type is visible in the direction of the observed highest energy events.

Gamma Ray Burst : Gamma ray bursters (GRB) are intense sources of gamma rays. The most favored GRB emission model is the “expanding fireball model” where one assumes that a large fireball, as it expands, becomes optically thin hence emitting a sudden burst of gamma rays. The observation of afterglows allowed measurement of the red shift of the GRBs hence confirming their cosmological origin. GRB can be shown to accelerate protons up to 10^{20} eV [17].

However in such a framework the UHECR spectrum should clearly show the GZK cut-off.

3.3. Top-Down production

One way to overcome problems related to the acceleration of UHECR and the invisibility of their sources is to introduce a new unstable or meta-stable super-massive X -particle. The decay of this X -particle produces, among other things, quarks and leptons, resulting in a large cascade of energetic photons, neutrinos and light leptons with a small fraction of protons and neutrons, part of which becomes the UHECR. For this scenario to be observable three conditions must be met:

- The decay must have occurred recently since the decay products must have traveled less than about 100 Mpc because of the attenuation processes discussed above.
- The mass of this new particle must be well above the observed highest energy (100 EeV range), a hypothesis well satisfied by Grand Unification Theories (GUT) whose scale is around 10^{24} - 10^{25} eV.
- The ratio of the volume density of this particle to its decay time must be compatible with the observed flux of UHECR.

The X -particles may be produced by way of two distinct mechanisms:

- Radiation, interaction or collapse of Topological Defects (TD), producing X -particles that decay instantly. In those models the TD are leftovers from the GUT symmetry-breaking phase transition in the very early universe. Quantitative predictions of the TD density that survives a possible inflationary phase rely on a large number of theoretical hypotheses. Therefore they cannot be taken at face value, although the experimental observation of large differences could certainly be interpreted as the signature of new effects.
- Super-massive meta-stable relic particles from some primordial quantum field, pro-

duced after the now commonly accepted inflationary stage of our Universe. However the ratio of their lifetime to the age of the universe requires a fine tuning with their relative abundance. It is worth noting that in some of those scenarios the relic particles may also act as non-thermal Dark Matter.

In all conceivable Top-Down scenarios, photons and neutrinos dominate at the end of the hadronic cascade. This is *the* important distinction from the conventional acceleration mechanisms.

4. THE AUGER DETECTOR

Large area ground based detectors do not observe the incident cosmic ray directly but the Extensive Air Shower (EAS), a very large cascade of particles, they generate in the atmosphere. All experiments aim to measure, as accurately as possible, the direction of the primary cosmic ray, its energy and its nature. There are two major techniques used. One is to build a ground array of sensors spread over a large area, to sample the EAS particle densities on the ground. The other consists in studying the longitudinal development of the EAS by detecting the fluorescence light emitted by the Nitrogen molecules which are excited by the EAS secondaries.

The Auger Observatories² combine both techniques, with construction starting in the fall of 2000. Once completed in 2006, they will be covering two sites, one in the southern hemisphere (Argentina) and one in the north (Utah, USA). The surface of each site, 3000 km², will provide statistics of a few tens of events per year above 100 EeV. The detector is designed to be fully efficient for showers above 10 EeV, with a duty-cycle of 100%. Each station of the ground array is a cylindrical Cerenkov tank of 10 m² surface and 1.2 m height filled with filtered water. Because of the size of the array, the stations have to work in a stand-alone mode: they are powered by solar panels and batteries, communication is wireless and timing is provided by the GPS satellites.

The fluorescence telescopes use photo-tubes with a field of view of 1.5°. Each telescope

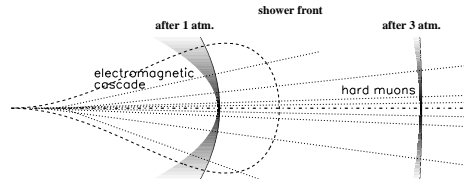


Figure 7. Horizontal shower development [20].

sees an angle of about 30×30 degrees. On the southern site, three eyes (7 telescopes each) will be installed at the periphery of the array and one (12 telescopes) in the middle, in order for the whole array to be visible by at least one of the telescopes. In the hybrid mode (10% of the events), the detector is expected to have on average 10% energy resolution and an angular precision of about 0.3° .

With a total aperture of 14000 km²sr (both sites), the Auger Observatory should detect every year of the order of 10000 events above 10 EeV and 100 above 100 EeV.

5. NEUTRINOS

Although both neutrinos and photons dominate the particle fluxes in Top-Down models, only neutrinos are perfect probes of the characteristics of the sources. High energy neutrinos can also be produced in Bottom Up scenarios as secondaries of hadronic interaction. If AGNs, Radio Galaxy lobes or GRBs are UHECR sources they should produce a substantial flux of neutrinos. Finally, along their path in the universe, hadrons will also produce neutrinos via the pion photo-production processes, the GZK neutrinos.

The first study on the detection of UHE neutrinos with the Auger detector were done by [19,20]. The UHE neutrinos may be detected and distinguished from ordinary hadrons by the shape of the horizontal EAS they produce. At large angles, above 60° , hadronic showers have their electromagnetic part extinguished and only high energy muons survive. Therefore the shower front is very

²Named after the French physicist Pierre Auger

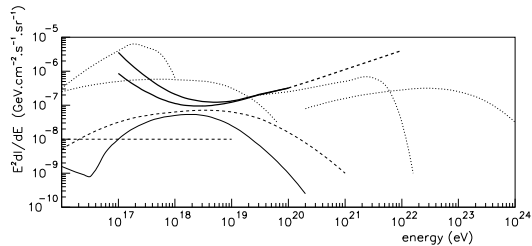


Figure 8. Neutrino fluxes from various sources [18], dotted lines speculative, dashed probable, solid certain. The 2 top thick solid lines represent the Auger sensitivity (0.3 event per year) [20].

flat (radius of curvature is larger than 100 km), and very narrow (less than 50 ns). Neutrinos interacting deeply in the atmosphere will start a shower above the detector which will appear as a “normal” shower, with a curved front (a few km), a large electromagnetic component, and a wider signal (a few microseconds) [see Figure 7]. With such important differences and if the fluxes are high enough, neutrinos will be identified and detected .

Figure 8 shows the expected fluxes from a model calculation by Protheroe [18]. The sensitivity limit of the Auger detector defined as 0.3 events per year is also shown. Although each site of the Auger observatory reaches 10 km^3 water equivalent of target mass, only the models classified as speculative by the author are expected to yield a detectable signal.

6. CONCLUSIONS

The composition, the shape of the energy spectrum, and the distribution of arrivals of UHECR will prove to be powerful tools to distinguish between the different production scenarios.

If UHECR are hadrons accelerated by Bottom-Up mechanisms, they should point back to their sources, with visible counterparts.

For Top-Down mechanisms and above 100 EeV, one should observe a flux of photons and neutrinos as the photon absorption length increases (up to a few 100 Mpc). Below 100 EeV the spectrum shape and composition will depend on the charac-

teristic distance between TD interactions or relic particle decays and Earth, the proton attenuation length and the photon absorption length.

REFERENCES

1. J.N. Matthews, C.C.H. Jui, *Nucl. Phys. Proc. Suppl.* **B87**, (2000) 411.
2. M. Takeda *et al.*, *Astrophys.J.* **522**, (1999) 225; N. Hayashida *et al.*, **astro-ph/0008102**.
3. K. Greisen, *Phys. Rev. Lett.* **16** (1966)748.; G.T.Zatsepin, V.A.Kuzmin, *JETP Lett.* **4** (1966) 78.
4. S. Yoshida, H. Dai, *J.Phys.* **G24** (1998) 905.
5. P. Bhattacharjee, G. Sigl,*Phys.Rept.* **327** (2000) 109.
6. X. Bertou, M. Boratav, A. Letessier-Selvon, *Int.J.Mod.Phys.* **A15** (2000) 2181.
7. S. Swordy, private communication. Data points from : LEAP, Proton, Akeno, AGASA, Fly’s Eye, Haverah Park, Yakutsk.
8. N. Hayashida *et al.*, **astro-ph/9906056**; see also Y.Uchihori *et al.*, *Astropart.Phys.* **13** (2000) 151
9. T. Stanev *et al.*, **astro-ph/0003484**.
10. *The Pierre Auger Project Design Report*, Fermilab (1995), www.auger.org/admin/.
11. S. Sarkar, **astro-ph/0005256**.
12. A. Karle *et al.*, *Phys. Rev. Lett.* **B347** (1995) 161.
13. A. M. Hillas, *Annual Review Astron. Astrophys.* **22** (1984) 425.
14. P. Blasi, R. I. Epstein, A. V. Olinto, **astro-ph/9912240**.
15. F. Halzen, E. Zas, *Ap. J.* **488** (1997) 669.
16. P. L. Biermann, *Phys. Rev.* **D51** (1995) 3450.
17. E. Waxman, *Nucl. Phys. Proc. Suppl.* **87** (2000) 345
18. R.J. Protheroe, **astro-ph/9809144**
19. G. Parente, E. Zas, **astro-ph/9606091**; K. S. Capelle, J. W. Cronin, G. Parente, E. Zas, *Astropart. Phys.* **8** (1998) 321; S. Coutu, X. Bertou, P. Billoir, *John Hopkins Workshop (Neutrinos in the Next Millenium)*, 1999 (sub. to World Scienc.).
20. P. Billoir, *8th International Workshop on Neutrino Telescopes*, (1999) 111;