

A POSSIBLE EVOLUTIONARY CONNECTION BETWEEN AGN AND STARBURST IN LINERS

S.J. LEI^{1,2}, J.H. HUANG^{1,2}, W. ZHENG³, L. JI^{1,2}, Q.S. GU^{1,2}

Draft version November 21, 2018

ABSTRACT

Our analysis on the two magnitude-limited samples of LINERs suggests a correlation between $L_{\text{FIR}}/L_{\text{B}}$ or $f(25\mu\text{m})/f(60\mu\text{m})$, and Hubble-type index at $>99.99\%$ significance level. As $L_{\text{FIR}}/L_{\text{B}}$ and $f(25\mu\text{m})/f(60\mu\text{m})$ are considered as the indicators of star-formation activity and AGN activity, respectively, our result suggests that LINERs with higher AGN activity may have a lower star-formation contribution. The ones with highest AGN activity and lowest star-formation contributions are ellipticals. All well-studied LINER 1s belong to this group. On the other hand, LINERs with higher star-formation activity present lower AGN contributions. We find all well-studied LINER 2s in this parameter space. Most of LINERs having inner ring structures belong to this group. Statistics with other indicators of star-formation or AGN activity (nuclear mass-to-light ratio at H band, and the ratio of X-ray-to-UV power) provide further evidence for such a trend. We have seen that along with the evolution of galaxies from late-type spirals to early-type ones, and up to ellipticals, the intensity of AGN activity increases with decreasing star-formation contributions. The above analyses may suggest a possible connection between the host galaxies and nuclear activities, and it might also indicate a possible evolutionary connection between AGN and starburst in LINERs.

Subject headings: galaxies: active — galaxies: evolution — galaxies: nuclei — galaxies: starburst — galaxies: Seyfert

1. INTRODUCTION

It was the study of Simkin, Su, and Schwarz (1980) that revealed a more frequent occurrence of outer and inner rings in the host galaxies of Seyferts than those of non-Seyfert galaxies. This pioneering investigation has been confirmed recently (Hunt & Malkan 1999) of the possible connection between the host galaxies and nuclear activities.

The galaxy morphology can be modified by environmental effects, such as mergers or interactions. It could be formed, on the other hand, as an evolutionary sequence (Martinet 1995), without galaxy interactions.

The role of minor mergers in the formation of AGN has been tested by Corbin (2000). A very intriguing result obtained from this study is that the nuclear spectral type of galaxies is strongly dependent on their Hubble type instead of environmental effects, indicating the existence of a connection between the host galaxy and nuclear activity.

When Condon et al. suggested (1982), and Rush et al. (1996) conducted, to distinguish starbursts from AGN by using of FIR-radio correlation, the possible connection between the host galaxy and nuclear activity is involved. The nuclear spectral types of sources can be designated by their global properties. The FIR-radio correlation has proven a useful tool successfully classifying the LINERs' type, LINER 1s and LINER 2s, in recent investigation (Ji et al. 2000). In their study on a small sample of LINERs, a higher frequency of inner rings in LINERs found by Hunt & Malkan (1999) turned out to be related to LINER 2s.

It is worth exploring the astrophysical implication of this result, especially for understanding a possible connection between the host galaxy and nuclear activity, or even fur-

ther a possible connection between starbursts and AGN in terms of the evolution of galaxies.

2. LINERS' SAMPLE

To facilitate the study of active nuclei and their hosts, it is desirable to utilize a LINER sample on the basis of host galaxy flux (Krolik 1999). One of the best sample in the literature is the spectroscopic survey by Ho, Filippenko and Sargent (1997, HFS hereafter), from which we have a magnitude-limited LINER sample, with a statistically meaningful size of 94.

A second, and deeper, magnitude-limited LINER sample has been constructed from a catalog of LINER compiled by Carrillo et al. (1999, CMD hereafter), which is based on criteria of $m_{\text{B}} \leq 14.5$ and $\delta \geq 0^\circ$. The CMD sample contains 223 sources.

3. STATISTICAL RESULTS

3.1. Star Formation and AGN Activity

In order to test a possible connection between the host galaxies and nuclear activities, we need to study the star-formation activity among LINER samples, along with their AGN activity. As an indicator of star-formation activity, the luminosity ratio of $L_{\text{FIR}}/L_{\text{B}}$ has been widely used (Keel 1993, Huang et al. 1996, Hunt & Malkan 1999). On the other hand, the mid-infrared flux ratio $f(25\mu\text{m})/f(60\mu\text{m})$ has been known a good indicator of AGN activity (Hunt & Malkan 1999).

Following Hunt & Malkan (1999), we make plots of $f(25\mu\text{m})/f(60\mu\text{m})$ vs Hubble-type index for the HFS sample and the CMD sample in Fig 1a and 1b respectively.

¹Department of Astronomy, Nanjing University, Nanjing, China, lsj,jhh,qsgu@nju.edu.cn

²United Lab for Optical Astronomy, The Chinese Academy of Sciences, China

³Department of Physics and Astronomy, The Johns Hopkins University, Baltimore, MD 21218-2686, U.S.A., zheng@pha.jhu.edu

Significant correlations between them, $>99.99\%$ for the HFS sample and $>99.99\%$ for the CMD sample, imply a possible relation of nuclear activity to the evolutionary status of galaxy, similar to the results obtained by Corbin (2000) and Hunt & Malkan (1999) for AGN.

The different distributions shown in Fig 1a and 1b lie mostly in the lack of LINERs in late-types for the HFS sample, as compared with those for the CMD sample. It is something related to the selection effect in the HFS sample, which makes it harder to find AGN in late-type galaxies. Though the CMD sample is not complete for sources with $12.5 < m_B \leq 14.5$, the situation is much improved. This selection effect may cause some problems on the study of evolutionary status of AGN activity along the Hubble sequence. However, it is not crucial for our investigation as the statistics given above indicated.

In Fig 2 we have shown the star-formation indicator of L_{FIR}/L_B vs Hubble-type index for the CMD sample only. The correlation is significant at the level of $>99.99\%$. What the trend in Fig 2 shows is certainly consistent with the fact that Hubble-type sequence is also a sequence of star formation rate (Kennicutt 1992). The most active star formation occurs in late-type spirals. In fact, the majority of LINERs with inner rings are located in these types, see Fig 1 and 2.

3.2. Further Test

There are other significant indicators for star-formation or AGN activity, such as the nuclear mass-to-light ratio at H band, M/L_H , and the ratio of X-ray-to-UV power, $\nu f_\nu(2-10\text{keV})/\nu f_\nu(1300\text{\AA})$ (Oliva et al. 1999; Maoz et al. 1998).

A diagram of M/L_H vs $f(25\mu\text{m})/f(60\mu\text{m})$ for Seyferts is shown in Fig 3a with the M/L_H data obtained by Oliva et al. (1999), which again demonstrates the $f(25\mu\text{m})/f(60\mu\text{m})$ ratio as a good indicator of AGN activity. The sources in the lower-left part of the diagram are Seyfert 2 with circum-nuclear starbursts, while those in the upper-right part are Seyfert 1 without circum-nuclear starbursts. The trend shown in Fig 3a might provide evidence for the evolutionary hypothesis for Seyferts (Hunt & Malkan 1999).

Following this approach, we made a similar plot for LINERs in Fig 3b, with the M/L_H data obtained by Devreux et al. (1987). The correlation between M/L_H and $f(25\mu\text{m})/f(60\mu\text{m})$ is significant at 97% level. Two sources shown with symbol of star, NGC1052 and NGC4486, are those with the M/L_H data obtained by Oliva et al. (1999). The systematic difference between the two observations is obvious, as it can be seen from different positions of the same object, NGC1052.

Further evidence for this evolutionary trend might be provided using another AGN activity, i.e. the ratio of X-ray-to-UV power. Due to the limited LINERs with both X-ray detections and the UV observations, we use the Einstein data (Carrillo et al. 1999) for the X-ray fluxes instead of the hard X-ray fluxes used by Maoz et al. (1998). The UV fluxes are retrieved from the IUE archive data.⁴ The correlation between L_{FIR}/L_B and $\nu f_\nu(0.2-4.0\text{keV})/\nu f_\nu(1300\text{\AA})$ is shown in Fig 4, significant at 99% level.

⁴Based on INES data from the IUE satellite

4. DISCUSSIONS

A key point in AGN unification hypotheses is to claim that Seyfert 1s and 2s are intrinsically similar, and the different types of nuclear activity are caused by different view angles. Increasing evidence (Malkan et al. 1998; Hunt et al. 1999) suggests that Seyfert nuclei may be same objects seen at different evolutionary sequence. Seyfert 2s tend to reside in later morphological types than Seyfert 1s. Starbursts and massive stars play an important energetic role in a significant fraction of Seyfert 2s (Heckman 1999), while few Seyfert 1s have such circum-nuclear starbursts (Gonzalez Delgado et al. 1997; Hunt et al. 1997).

The data points in the lower right part of Fig. 4 of the diagram have higher ratio of $\nu f_\nu(0.2-4.0\text{keV})/\nu f_\nu(1300\text{\AA})$ and lower ratio of L_{FIR}/L_B , in other words, have higher AGN activity and lower star-formation contributions. It is the region the well studied LINERs with broad H α emission or with active AGN are located at, e.g. NGC3998, NGC4486, NGC4594 (Larkin et al. 1998; Ho 1998; Nicholson et al. 1998; Maoz et al. 1998). We have found few LINERs with inner rings in this region. Sources with the highest AGN activity and the lowest star-formation contributions are absolutely ellipticals. It has been known that most of X-rays detected in ellipticals come from the extended halo where elliptical galaxies reside. Removing these ellipticals from the sample used in Fig 4, the correlation between L_{FIR}/L_B and $\nu f_\nu(0.2-4.0\text{keV})/\nu f_\nu(1300\text{\AA})$ becomes significant at 90% level.

On the contrary, the sources shown in the upper left part of the figure have lower ratio of $\nu f_\nu(0.2-4.0\text{keV})/\nu f_\nu(1300\text{\AA})$ and higher ratio of L_{FIR}/L_B , i.e. lower AGN contribution and higher star-formation activity. It is the region some well studied LINERs supported by massive stars are found, e.g. NGC4569, NGC4736, NGC4826, NGC5194 (Maoz et al. 1998; Larkin et al. 1998; Alonso-Herrero et al. 1999; Barth & Shields 2000).

The above argument holds for Fig. 3b, too. The AGN-supported LINERs, NGC1052, NGC4579, NGC4486, are distributed in the region with higher ratio of $f(25\mu\text{m})/f(60\mu\text{m})$ (strong AGN activity) and higher nuclear M/L_H (small starburst contribution). While NGC7217, a well studied starburst (SB)-supported LINER, is in the region having higher star-formation activity and lower AGN contribution.

If adopting the Hubble sequence as an evolutionary sequence (Pfenniger, Combes & Martinet 1994, Martinet 1995), the correlations in Fig 1 and 2 show that the AGN and the star-formation activity are anticorrelated to the evolutionary status of galaxies. Along with the evolution from late-type spirals to early-type ones, and up to ellipticals, the intensity of AGN activity in LINERs increases with decrease of star-formation contributions, consistent with what the statistics performed for Fig 3 and 4 implied. Due to the large sample size used for Fig 1 and 2, more well studied LINERs, AGN- or SB-supported, can be found in their corresponding regions, e.g. SB-supported LINERs NGC404, NGC3504, NGC5055, NGC7743 (Maoz et al. 1998; Alonso-Herrero et al. 1999; Larkin et al. 1998), and AGN-supported ones NGC2639, NGC3718, NGC4203, NGC4278, NGC6500 (Alonso-Herrero et al.

1999; Ho 1998; Iyomoto et al. 1998; Shields et al. 2000; Falcke et al. 1999; Maoz et al. 1998).

Probably, this evolutionary trend might indicate processes in which massive black holes in LINERs are competing with the starbursts for the inflowing gas, a suggestion proposed by de Carvalho & Coziol (1999).

The LINERs residing in late-type spirals, with strong star-formation and lower AGN activity, might be at an early evolutionary stage. They are LINER 2s. The growing bulges of galaxies are bound to be followed by the evolution of galaxies from late-type to early-type spirals. The formation of a massive black hole may turn out to be a natural evolution of the massive bulges of galaxies (Norman & Scoville 1988). Ellipticals, S0 galaxies and very early-type spirals containing LINERs with broad $H\alpha$ emission or active AGN have massive bulges for the formation of massive

or supermassive black holes (Wandel 1999; Margorrian et al. 1998), being active enough to suppress the circumnuclear starbursts in LINERs. These LINERs might be at late evolutionary stages of LINERs, they are LINER 1s.

In conclusion, the above analyses may suggest a possible connection between the host galaxies and nuclear activities, and it might also indicate a possible evolutionary connection between AGN and starburst in LINERs.

The authors are very grateful to the anonymous referee for his critical comments, a significant revision was made according to his suggestions. We are also thankful to Dr. Tinggui Wang for help with the IUE data retrieval. This work is supported by a grant from the NSF of China, and a grant from the Basic Research Project of the State Scientific Commission of China.

REFERENCES

- Alonso-Herrero, A., Rieke, M.J., Rieke, G.H., & Shields, J.C. 1999, *ApJ*, 530, 688
 Barth, A.J. & Shields, J.C. 2000, *PASP*, 112, 753
 Buta, R. 1993, *PASP*, 105, 654
 Carrillo, R., Masegosa, J., Dultzin-Hucyan, D., & Ordoñez, R. 1999, *RevMex. A&A*, 35, 187
 Condon, J.J., Condon, M.A., Gisler, G., Puschell, J. 1982, *ApJ*, 252, 102
 Combes, F., & Elmegreen, B.G. 1993, *A&A*, 271, 391
 Corbin, M.R. 2000, *ApJL*, in press, astro-ph/0004262
 de Carvalho, R.R., & Coziol, R. 1999, *AJ*, 117, 1657
 Devereux, N.A., Becklin, E.E., & Scoville, N. 1987, *ApJ*, 312, 529
 Falcke, H., Ho, L.C., Ulvestad, J.S., et al. 1999, in *Proceedings of the International Symposium on Astrophysics Research And Science Education at The Vatican Obs.*, in press
 Gonzalez Delgado, R.M., Perez, E., Tadhunter, C., Vilchez, J.M., & Rodriguez-Espinosa, J.M. 1997, *ApJS*, 108, 155
 Heckman, T. 1999, in *The formation of galaxies*, astro-ph/9912029
 Ho, L.C. 1998, in *Proceedings of 32nd COSPAR Meeting, AGN-Normal Galaxy Connection*, in press
 Ho, L., Filippenko, A., & Sargent, W.L.W. 1997, *ApJ*, 487, 568
 Huang, J.H., Gu, Q.S., Su, H.J., Hawarden, T., Liao, X.H., & Wu, G.X. 1996, *A&A*, 313, 13
 Hunt, L.K., & Malkan, M.A. 1999, *ApJ*, 516, 660
 Hunt, L.K., Malkan, M.A., Salvati, M., Mandolesi, N., Palazzi, E., & Wade, R. 1997, *ApJS*, 108, 229
 Hunt, L.K., Malkan, M.A., Rush, B., Bicay, M.D., Nelson, B.O., Stanga, R.M., & Webb, W. 1999, *ApJS*, 125, 349
 Iyomoto, N., Makishima, K., Matsushita, K., Fukazawa, Y., Tashiro, M., & Ohashi, T. 1999, *ApJ*, 503, 168
 Ji, L., Chen, Y., Huang, J.H., Gu, Q.S., Lei, S.J. 2000, *A&A*, 355, 922
 Keel, W.C. 1993, *AJ*, 106, 1771
 Kennicutt, Jr., R.C. 1992, *ApJS*, 79, 255
 Krolik, J.H. 1999, *Active Galactic Nuclei*, Princeton University Press
 Larkin, I.E., Armus, L., Knop, R.A., Soifer, B.T., & Matthews, K. 1998, *ApJS*, 114, 59
 Magorrian, J., Tremaine, S., Richstone, D., et al. 1998, *AJ*, 115, 2285
 Malkan, M.A., Gorjian, V., & Tam, R. 1998, *ApJS*, 117, 25
 Maoz, D., Koratkar, A.P., Shields, J.C., Ho, L.C., Filippenko, A.V., Sternberg, A. 1998, *AJ*, 116, 55
 Martinet, L. 1995, *Fundamentals of Cosmic Physics*, 15, 341
 Nicholson, K.L., Reichert, G.A., Mason, K.O., Puchnarewicz, E.M., Ho, L.C., Shields, J.C., & Filippenko, A.V. 1998, *MNRAS*, 300, 893
 Norman, C.A., & Scoville, N. 1988, *ApJ*, 332, 124
 Oliva, E., Origlia, L., Maiolino, R., & Moorwood, A.F.M. 1999, *A&A*, 350, 90
 Pfenninger, C., Combes, F., & Martinet, L. 1994, *A&A*, 285, 508
 Rush, B., Malkan, M.A., Edelson, R.A. 1996, *ApJ*, 473, 130
 Shields, J.C., Rix, H-W, McIntosh, D.H., Ho, L.C., Rudnick, G., Filippenko, A.V., Sargent, W.L.W., & Sarzi, M. 2000, *ApJ*, 534, L27
 Simkin, S.M., Su, H.J., Schwarz, M.P. 1980, *ApJ*, 237, 404
 Su, H.J., & Simkin, S.M. 1980, *ApJ*, 238, L1
 Wandel, A. 1999, *ApJ*, 519, L39

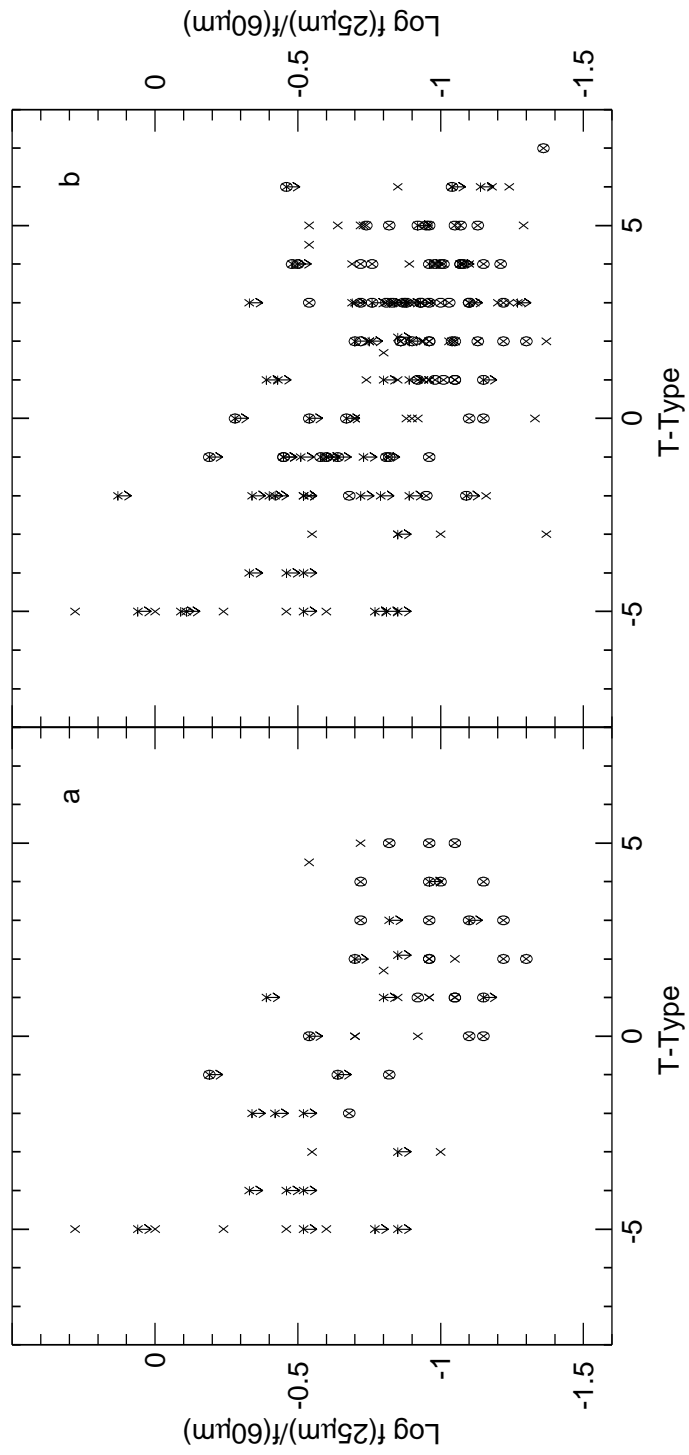


FIG. 1.— Distributions of $f_{25\mu\text{m}}/f_{60\mu\text{m}}$, indicator of AGN activity, along the Hubble-type index T for a) the HFS sample; b) the CMD sample. Symbols enclosed with open circles are for LINERs with inner rings. Censored data are indicated by arrows attached to the data points.

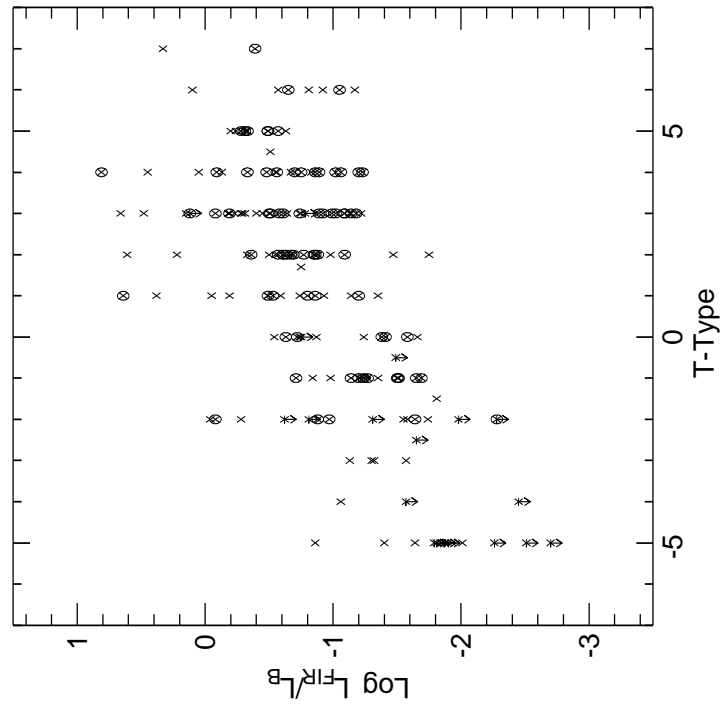


FIG. 2.— Diagram of $L_{\text{FIR}}/L_{\text{B}}$ vs Hubble-type index T for CMD sample with same denotations as those in Fig 1.

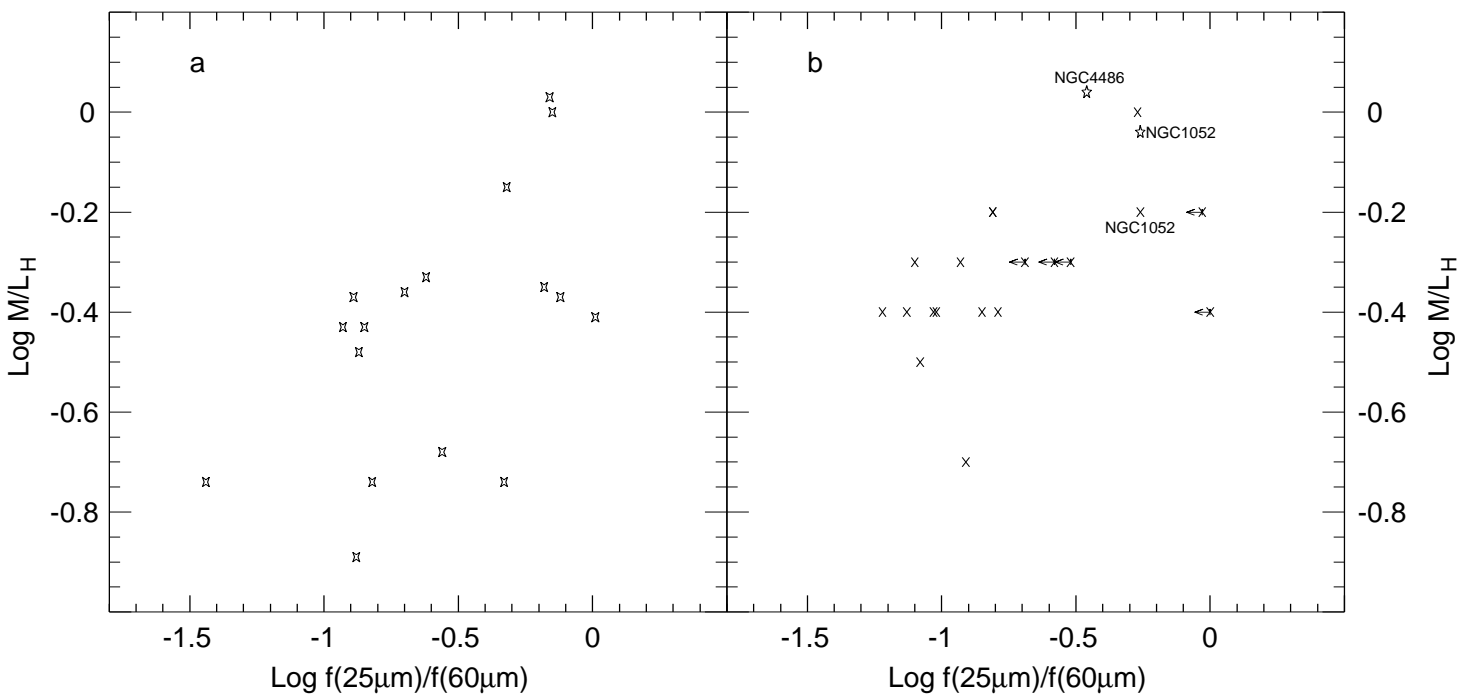


FIG. 3.— Plots of nuclear mass-to-light ratio at H band, M/L_H vs $f(25\mu\text{m})/f(60\mu\text{m})$ for a) Seyferts; b) LINERs. Censored data are indicated by arrows attached to the data points.

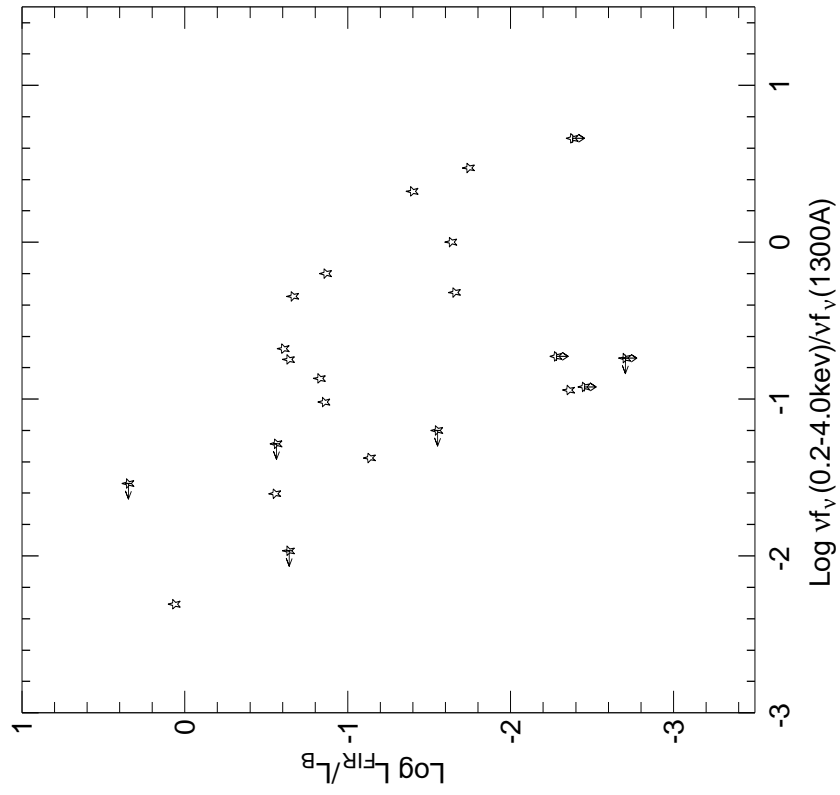


FIG. 4.— Diagram of $L_{\text{FIR}}/L_{\text{B}}$ vs $\nu_{\text{f}}(0.2-4.0\text{keV})/\nu_{\text{f}}(1300\text{\AA})$ for LINERs. Censored data are indicated by arrows attached to the data points.