

# The impact of chemical evolution on the observable properties of stellar populations

Monica Tosi ([tosi@bo.astro.it](mailto:tosi@bo.astro.it))  
*Osservatorio Astronomico, Bologna, Italy*

**Abstract.** The major effects of the chemical evolution of galaxies on the characteristics of their stellar populations are reviewed. A few examples of how the observed stellar properties derived from colour–magnitude diagrams can constrain chemical evolution models are given.

**Keywords:** Evolution of galaxies, Stellar populations, Colour-Magnitude Diagrams, Star formation histories

## 1. Introduction

The chemical evolution of galaxies has a strong impact on the observable properties of their stellar populations. In this review, I briefly summarize the main effects on the major stellar features, and give a few examples of observable properties which can, in turn, constrain the chemical evolution parameters. In particular, I will try to show how the colour–magnitude diagrams (CMDs) of observed stellar populations can provide useful information to derive their initial mass function (IMF), to infer the evolution of the abundance gradients in the Galaxy, and to derive the star formation (SF) histories of dwarf galaxies.

The general scheme for the chemical evolution of a galaxy was drawn by Beatrice Tinsley (1980) already 20 years ago and is shown in Fig.1. When a galaxy forms, independently of the formation scenario, after a while it starts to form stars. These stars evolve and synthesize in their interiors heavier and heavier elements, which are then ejected in the surrounding medium when the stars lose mass and die. In this way they pollute the interstellar medium (ISM) and modify both its mass and chemical composition. Meanwhile, the ISM mass and metallicity can be affected also by other phenomena, such as gas exchanges with adjacent regions (gas losses or accretions, or both). Hence, the next generation of stars formed in the region have a somewhat different initial composition from the previous generation and, therefore, a slightly different evolution. Depending on the morphological type of the considered galaxy, many cycles of this kind can occur during its lifetime. Models for galaxy chemical evolution are the tool to take all of them into account, as well as their effects on the stellar and gaseous properties.



© 2018 Kluwer Academic Publishers. Printed in the Netherlands.

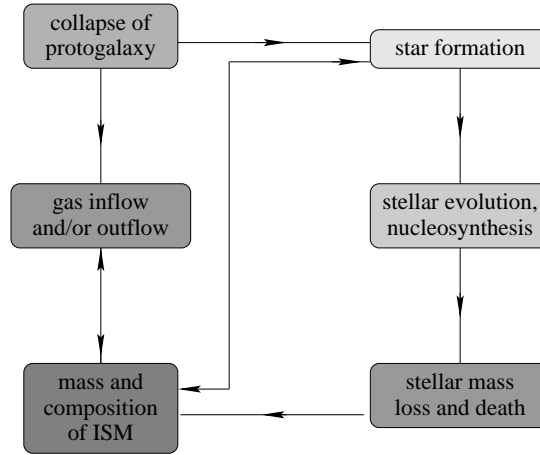


Figure 1. General scheme for the chemical evolution of a galaxy.

Given our poor knowledge of the actual physical mechanisms regulating the above phenomena, what is usually done to compute chemical evolution models is to parametrize the phenomena with fairly simplistic laws. The major parameters are the SF law, the IMF, the gas flows in and out of the considered region, and all the quantities involved in stellar nucleosynthesis (e.g. stellar lifetimes, mass loss, opacities, treatment of convection, etc.).

All these parameters have important implications on the stellar properties. In particular:

- The SF affects the age (in the sense that the earlier the SF onset, the older the stellar population), the number (the higher the SF rate, the higher the number of formed stars), the colours (the more recent the SF activity, the bluer the stellar colours), and the element abundances (the higher the SF activity, the higher the heavy element production).
- The IMF affects the relative numbers of stars of different mass (flatter IMFs imply higher ratios of high/low mass stars than steeper ones), and the abundance ratios of elements produced by stars in different mass ranges (e.g. the N/O ratio, since nitrogen is mostly produced by intermediate mass stars and oxygen is produced only by massive stars).
- The stellar nucleosynthesis is directly related to the stellar chemical composition.
- Gas flows have more indirect, but not less important, effects: they can modify the chemical abundances of the ISM and hence the

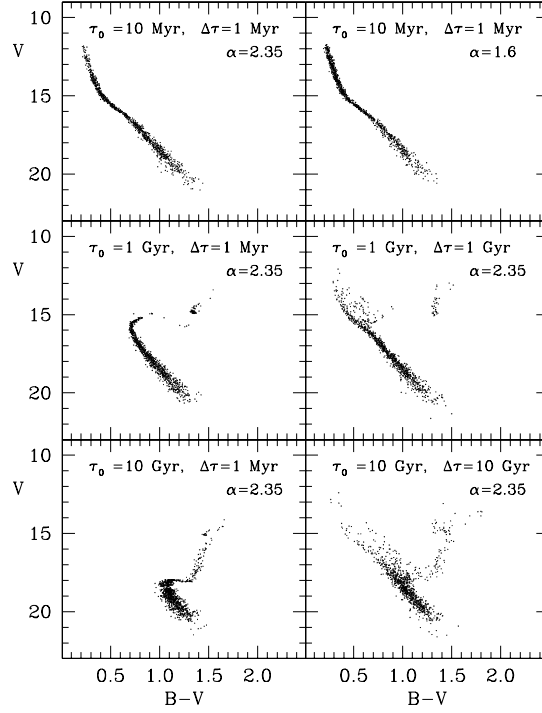


Figure 2. Synthetic CMDs for various SF histories and IMF (see text for details), based on the Padova stellar evolution models with  $Z=0.02$  (Bressan et al. 1993). Indicated in each panel are the IMF slope  $\alpha$ , the starting epoch  $\tau$  (backwards from present) and the duration  $\Delta\tau$  of the SF activity.

initial metallicity of the stars formed from it; and they influence the SF (strong gas losses, like galactic winds, may remove all the gas from a region thus inhibiting any further SF activity there, or, viceversa, gas accretion may allow to reach the gas density necessary to induce SF).

In this review, I focus on stellar observable properties affected by the SF and the IMF, and derivable from the CMDs.

How do the SF and IMF influence the morphology of the CMD of a stellar population ? For an immediate understanding, let's assume to have a hypothetical stellar system, with known distance and reddening [e.g.  $(m-M)_0=12.5$  and  $E(B-V)=0.45$ , appropriate for a Galactic open cluster], and to observe it with a telescope allowing us to resolve 1000 of its stars, with a fairly small photometric error and a derivable incompleteness. The various panels of Fig.2 show the expected appearance of the CMD of the 1000 resolved stars for different SF histories and different IMF slopes.

If the SF has started 10 Myr ago and lasted 1 Myr, with a Salpeter's IMF ( $\alpha=2.35$ ), the CMD will be as in the top left panel, with all the visible stars still on the main sequence (MS). If the SF has been the same, but the IMF was much flatter than Salpeter's (e.g.  $\alpha=1.6$ ), the CMD will be as in the top right panel, with a stellar distribution definitely skewed toward more massive, more luminous objects (an effect which will be more evident in the luminosity function, LF). If the SF activity has started 1 Gyr ago, depending on its duration it can lead to the CMD of the middle left panel (for a SF duration of 1 Myr) or to that of the middle right panel (for a duration of 1 Gyr and a constant rate until now). In both cases we can recognize the MS turnoff of the 1 Gyr old stars, the subgiant and red giant branches and the clump of core-He-burning objects. The right hand panel in addition contains younger stars on the MS and at the blue edge of the core-He-burning loops. Finally, if the onset of the SF has occurred as early as 10 Gyr ago, the CMD will be as shown in the two bottom panels: the left one in the case of a 1 Myr burst and the right one in the case of a constant rate till the present epoch. Again, in the instantaneous case we essentially see only the 10 Gyr isochrone, while the continuous SF allows also for the presence of younger, more massive stars, concentrated on the evolutionary phases of relatively longer duration: MS, red giant and asymptotic branches, and hot and cool edges of the blue loops.

Multiple episodes of SF activity would lead to CMDs which are essentially the combination of these simple ones. It is thus evident how the SF history and the IMF can be derived from an appropriate interpretation of empirical CMDs. This is the reason why the diagrams are so widely used to infer the evolutionary properties of stellar populations. In the following, three applications of the CMDs to constrain chemical evolution models are described.

## 2. Derivation of the IMF

Thanks to modern instrumental improvements, it is now possible to derive from CMDs and LFs the IMF of star clusters down to very low masses. HST has significantly contributed to this goal, both with optical and infrared imaging, allowing people to resolve single objects even at quite faint magnitudes. It has thus been possible to derive the IMF in globular clusters (see e.g. Piotto et al. 1997, De Marchi et al. 2000 for NGC 6397) and open clusters (see e.g. Luhman 2000 for Trapezium,  $\rho$  Oph and IC 348) of our Galaxy down to masses as low as  $0.07 M_{\odot}$ . The inferred functions are fairly similar to each other and show a flat slope up to  $\sim 0.6 M/M_{\odot}$  and a power law slope similar to, or slightly

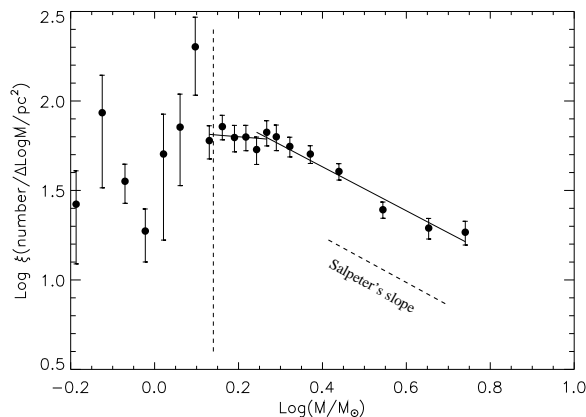


Figure 3. IMF in the cluster R136 of the LMC (Sirianni et al. 2000).

steeper than, Salpeter's for more massive stars. The resolving power of HST has allowed Sirianni et al. (2000) to infer the IMF even in the LMC. In the cluster R136 they have reached masses down to  $0.6 M_{\odot}$  (Fig.3), finding a roughly Salpeter's slope for stars more massive than  $\sim 1.8 M_{\odot}$  and a flattening towards lower masses.

When a significantly large sample of IMFs derived from clusters of different ages, metallicities and environments will be available, we will better understand if the IMF is indeed roughly universal, as currently suggested by several studies, and what is its actual slope in all the mass ranges: an achievement of great importance in the field of chemical evolution modeling.

### 3. Open clusters as tracers of the evolution of the abundance gradients

One of the important questions that still remain without satisfactory answer concerns the evolution of abundance gradients in our and in other galaxies. The distribution of heavy elements with galactocentric distance, as derived from young objects like HII regions or B stars, shows a steep negative gradient in the disk of the Galaxy and of other well studied spirals. Does this slope change with time or not ? And, in case, does it flatten or steepen ?

Unfortunately, Galactic chemical evolution models do not provide a consistent answer: even those that are able to reproduce equally well the largest set of observational constraints predict different scenarios for the early epochs. By comparing with each other the most representative models, Tosi (1996) showed that the predictions on the gradient evolution range from a slope initially positive which then becomes

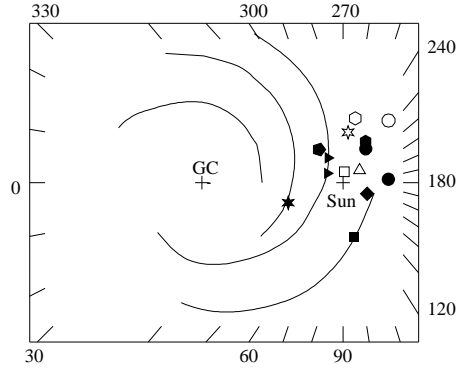


Figure 4. Location in the Galactic plane of the open clusters already observed for the project on the gradient evolution. The Sun and the Galactic center positions are marked with crosses. The solid curves represent the main spiral arms.

negative and steepens with time, to a slope initially negative which remains roughly constant, to a slope initially negative and steep which gradually flattens with time (see also Tosi 2000 for updated discussion and references).

From the observational point of view, the situation is not much clearer. Planetary Nebulae (PNe) show a gradient similar to that derived from HII regions, possibly slightly flatter than the latter, when the sample is restricted to PNe of type II, which are supposed to have progenitors formed on average 2-3 Gyr ago. Data on field stars are inconclusive, due to the large uncertainties affecting the older, metal poorer ones. Open clusters probably represent the best tool to understand whether and how the gradient slope changes with time, since their ages, distances and metallicities are more safely derivable than for field stars, specially at large distances from us. However, also the data on open clusters available so far are inconclusive, as shown by Bragaglia et al. (2000) using the compilation of ages, distances and metallicities listed by Friel (1995). By dividing her clusters in four age bins, we find in fact no significant variation in the gradient slope, but we do not know if this reflects the actual situation or the inhomogeneities in the data treatment of clusters taken from different literature sources.

For this reason, we are undertaking a long term project of accurate photometry and high-resolution spectroscopy to derive homogeneously ages, distances, reddening and element abundances in open clusters of various ages and galactic locations and eventually infer from them the gradient evolution (see Sandrelli et al. 1999, and references therein). Up to now we have acquired the photometry of 15 clusters and the spectroscopy of 3 of them. Fig.4 shows the Galactic location of the clusters for which we have already derived the CMDs.

#### 4. Star formation histories in dwarf galaxies

Another hot topic in the field of galaxy evolution is the SF regime in dwarf galaxies of late morphological type: is it bursting (i.e. taking place in short and intense episodes of activity separated by long quiescent phases), gasping (i.e. in long episodes of moderate activity separated by short quiescent intervals), or continuous ?

Searle et al. (1973) suggested that the observed features of blue compact galaxies could be explained only if they have a bursting regime of SF, a suggestion confirmed by the chemical evolution models computed by e.g. Matteucci & Tosi (1985) and Pilyugin (1993), who found that these galaxies should experience no more than 7-10 bursts during their life. Other authors (e.g. Carigi et al. 1995, Larsen et al. 2000), however, have suggested that also a continuous low SF activity could reproduce equally well the observed chemical abundances, even in the most extreme case of IZw18 (Legrand 2000), the most metal poor galaxy discovered so far.

This inconsistency between chemical evolution models of different groups is due to the fact that the models are poorly constrained for most of the external galaxies, where only data on the gas and total masses and on the chemical abundances derived from HII regions are available.

The only direct way to derive the SF regime is to study the resolved stellar populations and infer the epochs and intensities of the SF activity from their CMDs. To this aim, we (Tosi et al. 1989, 1991, Greggio et al. 1998) developed the method of synthetic CMDs which has also been adopted and modified by other groups (e.g. Tolstoy & Saha 1996, Aparicio et al. 1996) and is now widely used. Eva Grebel (this volume) has reviewed the SF histories derived for Local Group dwarfs, but now that powerful telescopes like HST and the ESO-VLT are available, the method can be applied successfully also to more distant galaxies, as described by several authors at this Conference.

The important implications that CMDs can have on chemical evolution models of fairly distant galaxies can be exemplified by discussing the interesting case of IZw18. Until very recently, this blue compact galaxy was considered the prototype of a really young system, experiencing now its first burst of star formation. This youth was considered the best (possibly the only) way to explain its extremely low metallicity ( $Z=1/50 Z_{\odot}$ ). A few years ago, Hunter & Thronson (1995) and Dufour et al. (1996) obtained HST-WFPC2 images of IZw18, allowing for the first time to resolve a few hundreds of its individual stars. More recently Ostlin (2000) has obtained HST-NICMOS images. The optical and infrared data sets have provided the CMDs shown in Fig.5. Notice that on

the optical CMD we have overimposed the Padova stellar evolutionary tracks of the appropriate metallicity ( $Z=0.0004$ ), adopting a distance of 10 Mpc, while on the infrared CMD Ostlin has overimposed the Geneva isochrones of the same metallicity, adopting a distance of 12.6 Mpc.

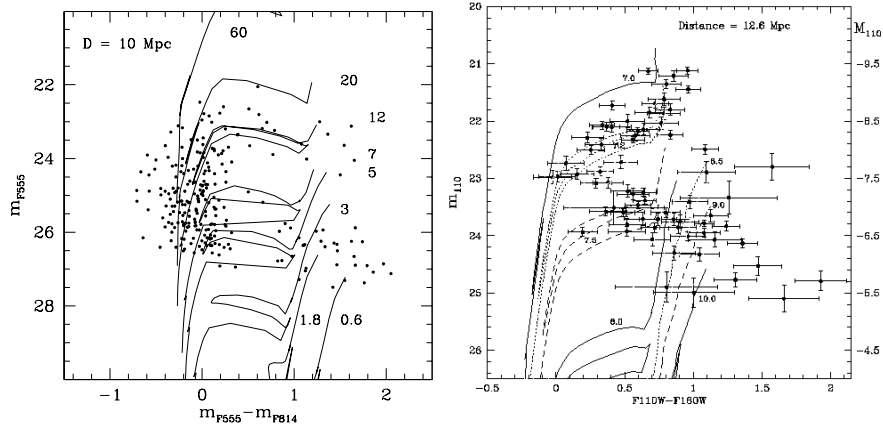


Figure 5. Optical and NIR CMD of the resolved stars in the main body of IZw18, as resulting from HST data (Aloisi et al. 1999 and Ostlin 2000, respectively). The masses indicated in the left panel are in  $M_{\odot}$ .

Both diagrams show two groups of stars: a brighter, bluer group, corresponding to stars of  $\gtrsim 12 M_{\odot}$ , born during a recent burst occurred around 12-15 Myr ago (the exact values depending of course on the adopted distance), and a faint, red group, corresponding to stars with mass lower than  $3 M_{\odot}$  and age between 0.3 and 15 Gyr. Hence, an old stellar population definitely exists in IZw18 and rules out the hypothesis of one single and recent SF burst (see Aloisi et al. 1999 and Ostlin 2000 for details).

This result puts strong constraints on chemical evolution models and it is now important to check if we can reproduce the observed masses and chemical abundances of IZw18, with the SF and IMF derived from the empirical CMDs. Aloisi et al. (this volume) present the preliminary results of one of such attempts. Since Recchi et al. (2000) have recently proposed a chemo-dynamical model for IZw18, taking into account the effects on the ISM of the explosions of Supernovae of types Ia and II, I asked them to run their code with the SF history and rates derived by Aloisi et al.'s (1999), i.e. with two episodes of SF, the first one occurring 300 Myr before the second one and with a SF rate 10 times lower. Fig.6 shows the predictions of such models for oxygen, C/O and N/O as a function of the time elapsed from the onset of the second burst. The shaded regions correspond to the ranges of abundances derived by several authors (see references in Recchi et al. 2000). The two curves



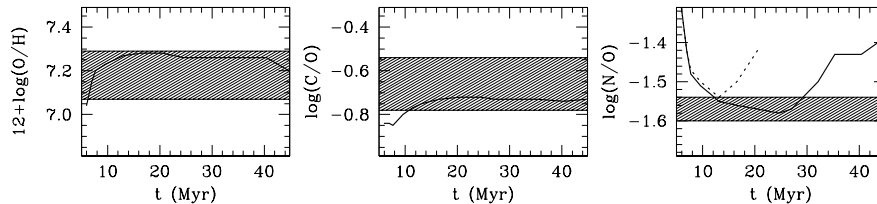


Figure 6. Comparison of the predictions of the chemodynamical evolution models for IZw18 by Recchi with the C, N and O abundances derived from HII region data.

in the N/O panel correspond to assuming (dotted line) or not (solid line) primary nitrogen production in massive stars. It is apparent that all the solid curves fit quite well the data, in the time interval between 12 and 28 Myr, thus supporting both the compatibility of two bursts of SF with the low observed abundances and the burst properties (age, intensity, etc.) derived from the CMDs.

I believe that from now on, the most correct way to get a better insight on the SF regime and on the whole evolutionary scenario of late type dwarfs is to infer the SF history and IMF from the CMDs of their resolved stellar populations and use this information as input data for chemical evolution models, to check the consistency with their observed masses and chemistry.

### Acknowledgements

I thank Simone Recchi for computing new IZw18 models. This work has been partially supported by the Italian MURST, through COFIN98 at Arcetri and by the Organizers of this enjoyable meeting.

### References

- Aloisi, A., Tosi, M., Greggio, L.: 1999, 'The Star Formation History of IZw18', *AJ* **118**, 302
- Aparicio, A., Gallart, C., Chiosi, C., Bertelli, G.: 1996, 'Model Color-Magnitude diagrams for Hubble Space Telescope observations of Local Group Dwarf Galaxies', *ApJ* **469**, L97
- Bragaglia, A., Tosi, M., Marconi, G., Carretta, E.: 2000, 'Old open clusters as tracers of Galactic evolution', in 'The Evolution of the Milky Way. Stars vs Clusters', F.Giovanelli & F.Matteucci eds (Kluwer, Dordrecht ) in press, astro-ph/9912130
- Bressan, A., Fagotto, F., Bertelli, G., Chiosi, C.: 1993, 'Evolutionary sequences of stellar models with new radiative opacities. II -  $Z = 0.02$ ', *A&AS* **100**, 647
- Carigi, L., Colín, P., Peimbert, M., Sarmiento, A.: 1995, 'Chemical evolution of irregular and Blue Compact galaxies', *ApJ* **445**, 98

- DeMarchi, G., Paresce, F., Pulone, L.: 2000, 'The mass function of main-sequence stars in NGC6397 from near-infrared and optical high-resolution Hubble Space Telescope observations', *ApJ* **530**, 342
- Dufour, R.J., Garnett, D.R., Skillman, E.D., Shields, G.A.: 1996, 'IZw18: new results from HST imagery and spectroscopy', in 'From stars to galaxies', C.Leitherer, U.Fritze-von Alvensleben, J.Huchra eds, *ASP Conf.Ser.* **98**, 358
- Friel, E.D.: 1995, 'The Old Open Clusters Of The Milky Way', *ARA&A* **33**, 38
- Greggio, L., Tosi, M., Clampin, M., De Marchi, G., Leitherer, C., Nota, A., Sirianni, M.: 1998, 'The resolved stellar population of the poststarburst galaxy NGC 1569', *ApJ* **504**, 725
- Hunter, D.A., Thronson, H.A.Jr.: 1995, 'The massive stars of IZw18 as seen in HST images', *ApJ* **452**, 238
- Larsen, T.I., Sommer-Larsen, J., Pagel, B.E.J.: 2000 'The chemical evolution of gas-rich dwarf galaxies', astro-ph/0005249
- Legrand, F.: 2000, 'On the star formation history of IZw18', *A&A* **354**, 504
- Luhman, K.L., Rieke, G.H., Young, E.T., Cotera, A.S., Chen, H., Rieke, M.J., Schneider, G., Thompson, R.I.: 2000, 'The IMF of low-mass stars and brown dwarfs in young clusters', *ApJ* in press, astro-ph/0004386
- Matteucci, F., Tosi, M.: 1985, 'Nitrogen and oxygen evolution in dwarf irregular galaxies' 1985, *MNRAS* **217**, 391
- Ostlin, G.: 2000, 'HST/NICMOS observations of IZw18 – Revealing a population of old AGB stars', *ApJ* in press, astro-ph/0004338
- Pilyugin, L.S.: 1993, 'On the evolution of helium, nitrogen and oxygen abundances in dwarf irregular galaxies', *A&A* **277**, 42
- Piotto, G., Cool, A.M., King, I.R.: 1997, 'A comparison of deep HST luminosity functions of four globular clusters', *AJ* **113**, 1345
- Recchi, S., Matteucci, F., D'Ercole, A.: 2000, 'Dynamical and chemical evolution in gas-rich galaxies', astro-ph/0002370
- Sandrelli, S., Bragaglia, A., Tosi, M., Marconi, G.: 1999, 'The intermediate age open cluster NGC2660', *MNRAS* **309**, 739
- Searle, L., Sargent, W.L.W., Bagnuolo, W.G.: 1973, 'The history of star formation and the colors of late-type galaxies', *ApJ* **179**, 427
- Sirianni, M., Nota, A., Leitherer, C., De Marchi, G., Clampin, M.: 2000, 'The low end of the initial mass function in young Large Magellanic Cloud clusters. I. The case of R136', *ApJ* **533**, 203
- Tinsley, B.M.: 1980, 'Evolution of the stars and gas in galaxies', *Fund.Cosmic Phys.* **5**, 287
- Tolstoy, E., Saha, A.: 1996, 'The Interpretation of Color-Magnitude Diagrams through numerical simulation and Bayesian inference', *ApJ* **462**, 672
- Tosi, M.: 1996, 'Comparison of chemical evolution models for the galactic disk' in 'From stars to galaxies', C.Leitherer, U.Fritze-von Alvensleben, J.Huchra eds, *ASP Conf.Ser.* **98**, 299
- Tosi, M.: 2000, 'The chemical evolution of the Galaxy', in 'The Evolution of the Milky Way. Stars vs Clusters', F.Giovannelli & F.Matteucci eds (Kluwer, Dordrecht ) in press, astro-ph/9912370
- Tosi, M., Focardi, P., Greggio, L., Marconi, G.: 1989, 'Star formation in dwarf irregular galaxies', *The Messenger* **57**, 57
- Tosi, M., Greggio, L., Marconi, G., Focardi, P.: 1991, 'Star formation in dwarf irregular galaxies - Sextans B', *AJ* **102**, 951