

Supermassive Black Holes in Disk Galaxies

John Kormendy

*Department of Astronomy, RLM 15.308, University of Texas, Austin,
TX 78712, USA (kormendy@astro.as.utexas.edu)*

Abstract. Dynamical searches find central dark objects – candidate supermassive black holes (BHs) – in at least 34 galaxies. The demographics of these objects lead to the following conclusions:

(1) BH mass correlates with the luminosity of the bulge component of the host galaxy, albeit with considerable scatter. The median BH mass fraction is 0.15 % of the mass of the bulge. The quartiles are 0.09 % and 0.7 %.

(2) BH mass correlates with the mean velocity dispersion of the bulge component inside its effective radius, i. e., with how strongly the bulge stars are gravitationally bound to each other. For the best BH mass determinations, the scatter is consistent with the measurement errors.

(3) BH mass correlates with the luminosity of the high-density central component in disk galaxies independent of whether this is a real bulge (a mini-elliptical) or a “pseudobulge” (believed to form via inward transport of disk material).

(4) BH mass does not correlate with the luminosity of galaxy disks. If pure disks contain BHs (and AGN observations argue that some do), then their BH mass fractions are much smaller than the canonical 0.15 % for bulges.

These results lead to the following conclusions:

(A) Present observations show no dependence of BH mass on the details of whether BH feeding happens rapidly during a collapse or slowly via secular evolution of the disk.

(B) The above results increasingly support the hypothesis that the major events that form a bulge or elliptical galaxy and the main growth phases of its BH – when it shone as an AGN – were the same events.

1. Introduction

A major payoff period for the *Hubble Space Telescope* (HST) is under way, as the Space Telescope Imaging Spectrograph (STIS) starts to produce black hole detections routinely and in large numbers. Eight new BH detections are available from Nuker team work (Gebhardt et al. 2000b), and improved observations or new detections are available for 6 more (Verdoes Kleijn et al. 2000; Bower et al. 2000; Green et al. 2000; Kaiser et al. 2000; Nelson et al. 2000). The total number of BHs available for demographic studies is now at least 34. This is enough for a quantum improvement in our ability to ask astrophysical questions.

STIS is well designed for black hole searches based on stellar or ionized gas dynamics. In addition, maser disks have provided BH detections in three galaxies, including the spectacular case of NGC 4258 (Miyoshi et al. 1995). What dynamical searches securely detect are central dark objects with masses $M_{\bullet} \sim 10^6 - 10^{9.5} M_{\odot}$. The arguments that these dark masses are BHs and not dark clusters of (e.g.) brown dwarf stars, white dwarf stars, neutron stars, or stellar-mass black holes are indirect. However, in NGC 4258 and in our Galaxy, the maximum possible radius that a dark cluster can have is so small that astrophysical constraints (collision times for brown dwarfs and evaporation times for stellar remnants) rule out the above BH alternatives (Maoz 1998). This result increases our confidence that the other central dark objects also are BHs.

With STIS, the BH search has become feasible for most nearby galaxies that have unobscured centers and reasonably old stellar populations. The search is not easy; e.g., searching for a $10^6 M_{\odot}$ BH is still difficult at the distance of the Virgo cluster and impossible much beyond. But well chosen samples provide reliable detections or upper limits on M_{\bullet} that are suitable to address a variety of astrophysical questions. Many observing programs of this sort are currently under way and are, as of mid-2000, just beginning to yield results.

My oral paper reviewed four particularly good BH cases, NGC 4258 (the maser galaxy), NGC 4374 (which contains an ionized gas disk with a very clean BH signature – Bower et al. 1998), NGC 3115 (whose nucleus, with an observed dispersion of $600 \pm 37 \text{ km s}^{-1}$, would be unbound without a dominant dark object – Kormendy et al. 1996), and our Galaxy. The latter is now the strongest BH case, based on measurements of stellar proper motions in a star cluster within $\sim 0''.5 = 0.02 \text{ pc}$ of Sgr A* (Eckart & Genzel 1997; Genzel et al. 1997, 2000; Ghez et al. 1998). The fastest-moving star has a total proper motion of $1600 \pm 200 \text{ km s}^{-1}$. Genzel and Ghez – and we, as spectators – can look forward to observing the Galactic center rotate once in our lifetimes! Already preliminary accelerations have been measured (Ghez et al. 2000). One reason why this is important is that the three available acceleration vectors do in fact intersect near Sgr A*.

In this written version of my paper, I concentrate on results provided by the new BH detections.

2. The $M_\bullet - M_{B,\text{bulge}}$ and $M_\bullet - \sigma_e$ Correlations

Two fundamental correlations have emerged from BH detections. Figure 1 (left) shows the correlation between BH mass and the luminosity of the “bulge” part of the host galaxy (Kormendy 1993a, Kormendy & Richstone 1995; Magorrian et nuk. 1998) brought up to date with new detections. A least-squares fit gives

$$M_\bullet = 0.93 \times 10^8 M_\odot \left(\frac{L_{B,\text{bulge}}}{10^{10} L_{B\odot}} \right)^{1.11}. \quad (1)$$

Since $M/L \propto L^{0.2}$, Equation (1) implies that BH mass is, within errors, proportional to bulge mass: $M_\bullet \propto M_{\text{bulge}}^{0.93}$.

Figure 1 (right) shows a newly discovered correlation between BH mass and the luminosity-weighted velocity dispersion σ_e within the effective radius r_e (Gebhardt et nuk. 2000a; Ferrarese & Merritt 2000). The line is a fit to the data assuming that errors in σ_e are zero and that errors in $\log M_\bullet$ are the same for each galaxy. A least-squares fit to the subset of galaxies with most reliable M_\bullet measurements (see Gebhardt et nuk. 2000a) gives

$$M_\bullet = 1.2 \times 10^8 M_\odot \left(\frac{\sigma_e}{200 \text{ km s}^{-1}} \right)^{3.75}. \quad (2)$$

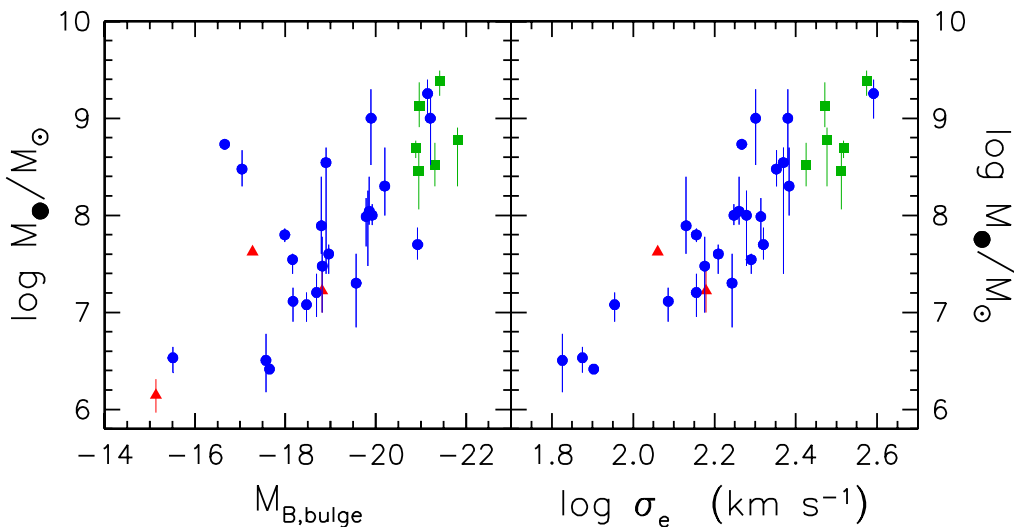


Figure 1. (left) Correlation of BH mass with the absolute magnitude of the bulge component of the host galaxy. (right) Correlation of BH mass with the luminosity-weighted mean velocity dispersion inside the effective radius of the bulge. In both panels, filled circles indicate M_\bullet measurements based on stellar dynamics, squares are based on ionized gas dynamics, and triangles are based on maser disk dynamics. All three techniques are consistent with the same correlations. However, note that BH mass error bars are derived within the assumptions of the models used, so the true errors are underestimated for M_\bullet values based on two-integral models. This is particularly relevant for the most discrepant galaxy at left, NGC 4486B.

The scatter in the $M_\bullet - M_{B,\text{bulge}}$ correlation is large: the RMS dispersion is a factor of 2.8 and the total range of BH masses is about two orders of magnitude at a given $M_{B,\text{bulge}}$. There are also two exceptions with unusually high BH masses. The most extreme case, NGC 4486B (Kormendy et al. 1997; Green et al. 2000), is still based on two-integral models. Its BH mass may decrease when three-integral models are constructed. Despite the scatter, the 34 detections imply a robust correlation. Many authors have wondered whether the apparent $M_\bullet - M_{B,\text{bulge}}$ correlation is real or only the upper envelope of a distribution that extends to smaller M_\bullet . The latter possibility is now unlikely: ongoing searches find BHs in essentially every bulge observed, and the error bars in M_\bullet are small. Put another way, almost all BHs represented in Figure 1 would have been detected even if they were significantly farther away.

In contrast, the scatter in the $M_\bullet - \sigma_e$ correlation is small, and the galaxies that were discrepant above are not discrepant here. Gebhardt et al. (2000a) show that the scatter is essentially consistent with measurement errors for galaxies with the most reliable M_\bullet measurements. Therefore the $M_\bullet - \sigma_e$ correlation is more fundamental than the $M_\bullet - M_{B,\text{bulge}}$ correlation. What does this mean? What does it tell us about galaxy formation and BH growth?

Both correlations imply a close connection between BH growth and galaxy formation. They suggest that the BH mass is determined in part by the amount of fuel that is available; this is connected with the total mass of the bulge.

But when was the mass accreted? There are three generic possibilities. (1) BHs could have grown to essentially their present masses before galaxies formed and then regulated the amount of galaxy that grew around them (e.g., Silk & Rees 1998). (2) Seed BHs that formed early or that were already present at the start of galaxy formation could have grown to their present masses as part of the galaxy formation process. This would mean that the major merger and dissipative collapse events that made a bulge or elliptical galaxy were the same events that made quasars shine (e.g., Sanders et al. 1988a, b). (3) The majority of BH mass may have been accreted after galaxy formation from ambient gas in the bulge.

Figure 1 provides the first of two arguments (the other is in §4) in favor of (2), that BHs and galaxies form together. Exceptions to the $M_\bullet - M_{B,\text{bulge}}$ correlation satisfy the $M_\bullet - \sigma_e$ correlation. This means that, whenever a BH is unusually high in mass for a given luminosity, it is also high in σ_e for that luminosity. That is, it is high in the Faber-Jackson (1976) $\sigma(L)$ correlation. One possible reason might be that the mass-to-light ratio of the stars is unusually high; this proves not to be the main effect. The main effect is illustrated in Figure 2. Ellipticals that have unusually high dispersions for their luminosities are unusually compact: they have unusually high surface brightnesses and small effective radii for their luminosities. Similarly, unusually cold galaxies are unusually fluffy: they have low effective surface brightnesses and large effective radii. Therefore, when a galaxy is observed to be hotter than average, we conclude that it underwent more dissipation than average and shrunk inside its dark halo to a smaller size and higher density than average. We will say that it “collapsed” more than average. *If BHs are unusually massive whenever galaxies are unusually collapsed, then this strongly suggests that BH masses were determined by the collapse process.*

Consider the alternative: Could unusually massive BHs *cause* a galaxy to be unusually collapsed. This seems unlikely, because more massive BHs would power more luminous quasars. Their radiation pressure would tend to push on the protogalactic gas and make it collapse less, not more, than average.

The $M_\bullet - M_{B,\text{bulge}}$ and $M_\bullet - \sigma_e$ correlations contain *almost* the same information. After all, the mass of the bulge involves σ_e^2 and (small) corrections for velocity anisotropy. But the $M_\bullet - \sigma_e$ correlation contains something new: it contains information about how much the bulge collapsed when it formed. BH mass correlates better with this new information about the galaxy formation process than it does with the amount of raw material involved. Put another way, $M_{\text{bulge}} \propto \sigma_e^2 r_e / G$; it is the presence of r_e that makes a galaxy an exception to the $M_\bullet - M_{B,\text{bulge}}$ correlation when it is not an exception to the $M_\bullet - \sigma_e$ correlation. All this emphasizes the close connection between BH masses and the bulge formation process.

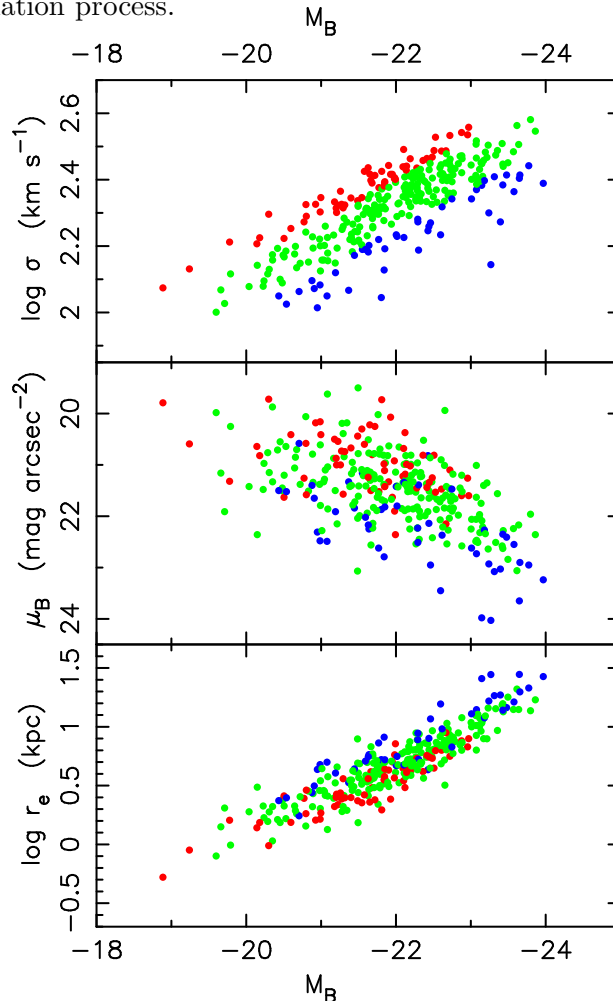


Figure 2. Correlations with absolute magnitude of velocity dispersion (upper panel), effective surface brightness (middle panel) and effective radius (lower panel) for elliptical galaxies from the Seven Samurai papers. Galaxies with unusually high or low velocity dispersions for their luminosities are identified in the top panel and followed in the other panels.

3. The $M_\bullet - M_{B,\text{total}}$ Correlation: BHs Do Not Know About Disks

It is important to note that BH mass does not correlate with disks in the same way that it does with bulges. Figure 3 shows the correlations of BH mass with the absolute magnitude of the bulge (left) and with the total absolute magnitude of the galaxy (right). Figure 3 (right) shows that disk galaxies with small bulge-to-total luminosity ratios destroy the reasonably good correlation seen in Figure 3 (left). In addition, Figure 3 (right) shows four galaxies that have strong BH mass limits but no bulges. They further emphasize the conclusion that disks do not contain BHs with nearly the same mass fraction as do bulges. In particular, in the bulgeless galaxy M33, the upper limit on a BH mass from STIS spectroscopy is $M_\bullet \lesssim 2000 M_\odot$. If M33 contained a BH with the median mass fraction observed for bulges, then we would expect that $M_\bullet \sim 3 \times 10^7 M_\odot$.

Figure 3 tells us that BH masses do not “know about” galaxy disks. Rather, they correlate with the high-density bulge-like component in galaxies.

The above results do not preclude BHs in pure disk galaxies as long as they are small enough. Filippenko & Ho (2000) emphasize that some pure disks are Seyfert galaxies. They probably contain BHs. The extreme example is NGC 4395, the lowest-luminosity Seyfert known. NGC 4395 is included in Figure 3. However, if its BH were radiating at the Eddington rate, then its mass would be only $M_\bullet \sim 100 M_\odot$ (Filippenko & Ho 2000). This is consistent with the dynamical mass limit. So disks can contain BHs, but their masses are *much* smaller in relation to their disk luminosities than are bulge BHs in relation to bulge luminosities. It is possible that the small BHs in disks are similar to the seed BHs that once must have existed in protobulges, too, before they grew monstrous during the AGN and galaxy formation era.

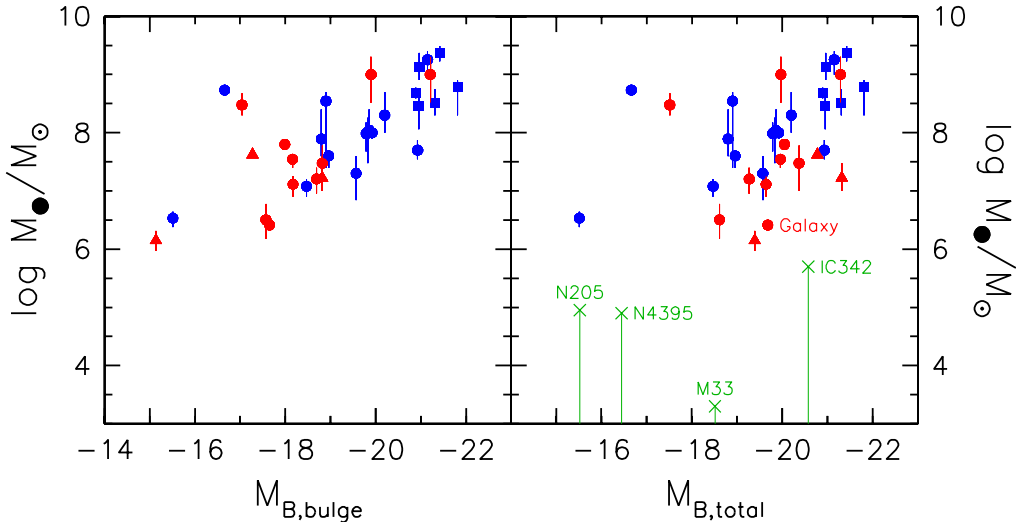


Figure 3. (left) $M_\bullet - M_{B,\text{bulge}}$ correlation from Figure 1. (right) Plot of M_\bullet against the total absolute magnitude of the host galaxy. Blue points denote elliptical galaxies, red points denote bulges of disk galaxies, and green crosses denote galaxies that do not contain either a bulge or a pseudobulge (§ 4). Spiral galaxy limits: M33 (Scd) is from Gebhardt et al. (2000b); IC 342 (Scd) is from Böker et al. (1999), and NGC 4395 (Sm) is from Filippenko & Ho (2000).

4. The $M_{\bullet} - M_{B,\text{bulge}}$ Correlation. II. Bulges Versus Pseudobulges

So far, I have discussed elliptical galaxies and the bulges of disk galaxies as if they were equivalent. In terms of BH content, they are indistinguishable: they are consistent with the same $M_{\bullet} - M_{B,\text{bulge}}$ and $M_{\bullet} - \sigma_e$ correlations. But a variety of observational and theoretical results show that there are two different kinds of high-density central components in disk galaxies. Both have steep surface brightness profiles. But, while classical bulges in (mostly) early-type galaxies are like little ellipticals living in the middle of a disk, the “pseudobulges” of (mostly) late-type galaxies are physically unrelated to ellipticals.

Pseudobulges are reviewed in Kormendy (1993b) and in Combes (2000). Observational evidence for disklike dynamics includes (i) velocity dispersions σ that are smaller than those predicted by the Faber-Jackson (1976) $\sigma - M_B$ correlation, (ii) rapid rotation V that implies V/σ values well above the “oblate line” describing rotationally flattened, isotropic spheroids in the $V/\sigma -$ ellipticity diagram, and (iii) spiral structure that dominates the pseudobulge part of the galaxy. These observations and n -body simulations imply that high-density central disks can form out of disk gas that is transported toward the center by bars and oval distortions. These heat themselves, for example, by the scattering of stars off of bars (Pfenniger & Norman 1990). Kormendy (1993b) concludes that most early-type galaxies contain traditional bulges, that later-type galaxies tend to contain pseudobulges, and that only pseudobulges are seen in Sc – Sm galaxies.

Andredakis & Sanders (1994), Andredakis, Peletier, & Balcells (1995), and Courteau, de Jong, & Broeils (1996) show that the “bulges” of many late-type galaxies have nearly exponential surface brightness profiles. It is likely that exponential profiles are a signature of pseudobulges, especially since blue colors imply that they are younger than classical bulges (Balcells & Peletier 1994).

HST observations strengthen the evidence for pseudobulges. Carollo et al. (1997, 1998a, b) find that many bulges have disk properties, including young stellar populations, spiral structure, central bars, and exponential brightness profiles. It seems safe to say that no-one who saw these would suggest that they are mini-ellipticals living in the middle of a disk. Rather, a morphologist who saw these structures would assign late – even Im – Hubble types. To be sure, Peletier et al. (2000) find that bulges of early-type galaxies generally have red colors: they are old. True bulges that are similar to elliptical galaxies do exist; M31 and NGC 4594 contain examples. But the lesson from the Carollo papers is that pseudobulges are more important than we expected. Like Kormendy (1993b) and Courteau et al. (1996), Carollo and collaborators argue that these are not real bulges but instead are formed via gas inflow in disks.

So there is growing evidence that the “bulges” whose luminosities I used in the $M_{\bullet} - M_{B,\text{bulge}}$ correlation diagrams are two different kinds of objects. Classical bulges are thought to form like small ellipticals, via a dissipative collapse, possibly triggered by a merger. Pseudobulges are thought to form by secular evolution of the disk. Material flows inward in both cases. Potentially, both formation processes may include BH feeding. One way to explore this is to ask whether bulges and pseudobulges have the same BH content.

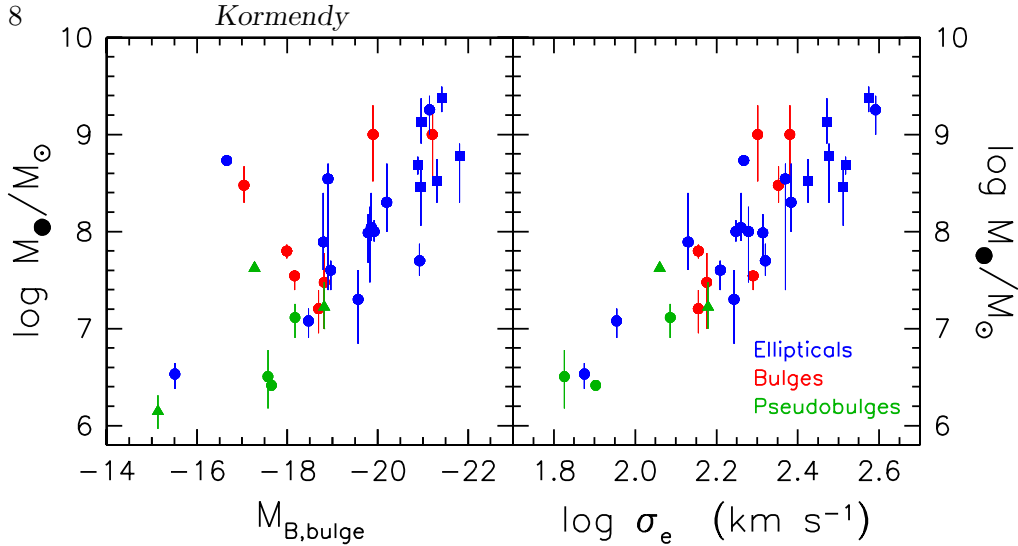


Figure 4. The $M_{\bullet} - M_{B,\text{bulge}}$ (left) and $M_{\bullet} - \sigma_e$ (right) correlations for elliptical galaxies (blue symbols), traditional bulges (red) and pseudobulges (green).

This question is addressed in Figure 4. It is plausible that pseudobulges have low luminosities, because they are made from disks. But for their low luminosities, they have normal BH masses. The identification of pseudobulges is still somewhat uncertain, and there are not many in the sample. Therefore the above result needs to be checked. However, it is consistent with the hypothesis that (pseudo)bulge formation and BH feeding are closely connected. Present data do not show any dependence of M_{\bullet} on the details of whether BH feeding happens rapidly during a collapse or slowly via secular evolution of the disk.

If disks contain only small BHs while the pseudobulges that form from disks contain standard BHs with 0.2 % of the pseudobulge mass, then I conclude that the BHs must have grown to their present masses during pseudobulge formation. This is the second argument that BHs and (pseudo)bulges grew together.

The smallest BHs provide an argument that most BH growth did not happen after bulge formation. Some pseudobulges are still forming now; there is little time after bulge formation. Also, these objects do not contain fuel in the form of x-ray gas. And galaxies like M 32 contain little gas of any sort for late accretion.

5. Conclusion

Galaxy formation is notoriously complicated; any conclusions that we reach now are less secure than the observational results discussed in §§ 2 – 4. However: *Observations increasingly suggest that the major events that form a bulge and the major growth phases of its BH – when it shone as an AGN – were the same events.* The likely formation process is a series of dissipative mergers that fuel both starbursts and AGN activity (Sanders et al. 1988a, b).

Acknowledgments. It is a pleasure to thank my Nuker collaborators and especially Karl Gebhardt and Douglas Richstone for helpful discussions and for permission to use our BH detection results before publication. I am also most grateful to Gary Bower, Richard Green, Mary Beth Kaiser, and Charles Nelson for communicating STIS team BH detections before publication.

References

- Andredakis, Y. C., Peletier, R. F., & Balcells, M. 1995, *MNRAS*, 275, 874
- Andredakis, Y. C., & Sanders, R. H. 1994, *MNRAS*, 267, 283
- Balcells, M., & Peletier, R. F. 1994, *AJ*, 107, 135
- Böker, T., van der Marel, R. P., & Vacca, W. D. 1999, *AJ*, 118, 831
- Bower, G. A., et al. 1998, *ApJ*, 492, L111
- Bower, G. A., et al. 2000, in preparation
- Carollo, C. M., & Stiavelli, M. 1998a, *AJ*, 115, 2306
- Carollo, C. M., Stiavelli, M., de Zeeuw, P. T., & Mack, J. 1997, *AJ*, 114, 2366
- Carollo, C. M., Stiavelli, M., & Mack, J. 1998b, *AJ*, 116, 68
- Combes, F. 2000, these proceedings
- Courteau, S., de Jong, R. S., & Broeils, A. H. 1996, *ApJ*, 457, L73
- Eckart, A., & Genzel, R. 1997, *MNRAS*, 284, 576
- Faber, S. M., & Jackson, R. E. 1976, *ApJ*, 204, 668
- Ferrarese, L., & Merritt, D. 2000, *ApJL*, in press (astro-ph/0006053)
- Filippenko, A. V., & Ho, L. C. 2000, *ApJ*, submitted
- Gebhardt, K., et nuk. 2000a, *ApJL*, in press (astro-ph/0006289)
- Gebhardt, K., et nuk. 2000b, in preparation
- Genzel, R., Eckart, A., Ott, T., & Eisenhauer, F. 1997, *MNRAS*, 291, 219
- Genzel, R., et al. 2000, *MNRAS*, submitted (astro-ph/0001428)
- Ghez, A. M., Klein, B. L., Morris, M., & Becklin, E. E. 1998, *ApJ*, 509, 678
- Ghez, A. M., et al. 2000, *Nature*, in press
- Green, R. F., et al. 2000, in preparation
- Kaiser, M. E., et al. 2000, in preparation
- Kormendy, J. 1993a, in *The Nearest Active Galaxies*, ed. J. Beckman, L. Colina, & H. Netzer (Madrid: CSIC), 197
- Kormendy, J. 1993b, in *IAU Symposium 153, Galactic Bulges*, ed. H. Dejonghe & H. J. Habing (Dordrecht: Kluwer), 209
- Kormendy, J., & Richstone, D., 1995, *ARA&A*, 33, 581
- Kormendy, J., et nuk. 1996, *ApJ*, 459, L57
- Kormendy, J., et nuk. 1997, *ApJ*, 482, L139
- Magorrian, J., et nuk. 1998, *AJ*, 115, 2285
- Maoz, E. 1998, *ApJ*, 494, L181
- Miyoshi, M., et al. 1995, *Nature*, 373, 127
- Nelson, C. H., et al. 2000, in preparation
- Peletier, R. F., et al. 2000, *MNRAS*, in press (astro-ph/9910153)
- Pfenniger, D., & Norman, C. 1990, *ApJ*, 363, 391
- Sanders, D. B., et al. 1988a, *ApJ*, 325, 74
- Sanders, D. B., et al. 1988b, *ApJ*, 328, L35
- Silk, J., & Rees, M. J. 1998, *A&A*, 331, L1
- Verdoes Kleijn, G. A., et al. 2000, *AJ*, in press (astro-ph/0003433)