

FORMATION OF CUSPY DENSITY PROFILES - A GENERIC FEATURE OF COLLISIONLESS GRAVITATIONAL COLLAPSE

EWA L. ŁOKAS¹

Copernicus Astronomical Center, Bartycka 18, 00-716 Warsaw, Poland

AND

YEHUDA HOFFMAN²

Racah Institute of Physics, Hebrew University, Jerusalem 91904, Israel

Submitted to ApJL on May 30, 2000

ABSTRACT

Using the formalism of the spherical infall model the structure of collapsed and virialized dark halos is calculated for a variety of scale-free initial conditions. In spite of the scale-free cosmological nature of the problem, the collapse of individual objects is not self-similar. Unlike most of previous calculations the dynamics used here relies only on adiabatic invariants and not on self-similarity. The paper focuses on the structure of the innermost part of the collapsed halos and addresses the problem of central density cusps. The slopes of density profiles at 1% of virial radius are calculated for a variety of cosmological models and are found to vary with the mass of the halos and power spectrum of the initial conditions. The inner slopes range between $r^{-2.3}$ and r^{-2} with the limiting case of r^{-2} reached for the largest masses. The steep cusps found here correspond to the limiting case where all particles move on radial orbits. The introduction of angular momentum will make the density profile shallower. We expect this to resolve the discrepancy found between the calculated profiles and the ones found in high resolution N -body simulations, where the exponent ranges from -0.5 to -1.5 . The robust prediction here is that collisionless gravitational collapse in an expanding universe is expected to form density cusps and not halos with a core structure.

Subject headings: methods: analytical—cosmology: theory—galaxies: formation—large-scale structure of universe

1. INTRODUCTION

The structure of collapsed and virialized objects such as galaxies and clusters poses a real challenge to our understanding of structure formation in an expanding universe. The basic problem in this field is that of the formation of ‘dark halos’, namely the outcome of the collisionless collapse in an expanding universe. This was addressed first by two seminal papers of Gunn & Gott (1972) and Gunn (1977), where the cosmological expansion and the role of adiabatic invariance were first introduced in the context of the formation of individual objects. The next step was made by Fillmore & Goldreich (1984) and Bertschinger (1985) who found analytical predictions for the density of collapsed objects seeded by scale-free primordial initial perturbation in an Einstein-de Sitter universe. Hoffman & Shaham (1985, HS) were the first to apply and modify these solutions to realistic initial conditions in flat as well as open Friedmann models. The basic result obtained by HS is that for an Einstein-de Sitter universe and a primordial power spectrum $P(k) \propto k^n$ the asymptotic solution for the density profile is $\rho \propto r^\alpha$ where $\alpha = -3(3+n)/(4+n)$. This result has been taken to be the standard spherical infall prediction, although it was shown later on that it has a rather limited application when compared with actual structures as the asymptotic limit cannot be reached for typical objects (Hoffman 1988; Lokas 2000).

The early analytical studies were followed by numerical

studies of the collapse problem, mostly by the means of N -body simulations by Quinn, Salmon, & Zurek (1986), Frenk et al. (1988) and Crone, Evrard, & Richstone (1994). All of these studies found a trend of the density profiles to steepen as n increases and as Ω_0 decreases, in agreement with HS. The analytic model itself was improved in a series of papers focusing on the incorporation of the peak formalism of Bardeen et al. (1986, BBKS) or weakly nonlinear corrections and the refinement of the adiabatic invariance calculations (Ryden & Gunn 1987; Hoffman 1988; Ryden 1988; White & Zaritsky 1992; Zaroubi & Hoffman 1993; Lokas 1998, 2000).

A new era in the study of the structure of dark halos started with the high resolution simulations of Navarro, Frenk & White (1997, NFW) who established that the density profile of dark matter halos forming in different cosmologies follows a universal form that steepens from r^{-1} near the center of the halo to r^{-3} at large distances. This result was confirmed by Cole & Lacey (1996), Tormen, Bouchet, & White (1997), Huss, Jain, & Steinmetz (1999a), Bullock et al. (1999) and others. Some recent very high resolution cosmological simulations produce steeper density profiles, with inner slopes $r^{-1.5}$ (Fukushige & Makino 1997; Moore et al. 1998; Jing & Suto 2000). The only result discrepant with those is the one of Kravtsov et al. (1998) who find inner slopes much shallower than r^{-1} . It seems that the outcome of a collisionless gravitational collapse is a cuspy density profile

¹E-mail: lokas@camk.edu.pl.

²E-mail: hoffman@vms.huji.ac.il.

rather than a core structure, although the exact slope of the cusp is still under debate.

There have been a number of attempts to identify a mechanism responsible for the formation of the cusp, mainly referring to the merging formalism of Lacey & Cole (1993). Syer & White (1998) and Nusser & Sheth (1999) claimed that the universal profile is a result of hierarchical clustering by mergers of smaller halos into bigger ones. However, Moore et al. (1999) performed N -body simulations with a cut-off in the power spectrum at small scales, in which the emergence and merging of substructures is suppressed. These simulations have also yielded halos with cuspy density profiles. This proves that merging does not play a critical role in the formation of density cusps.

The aim of the present paper is to demonstrate that the density cusp is indeed a generic feature of the collisionless collapse in an expanding universe that emerges also from the highly simplistic spherical infall model. The model is presented in Section 2. The resulting density profiles are described in Section 3 and general discussion follows in Section 4.

2. THE MODEL

The spherical infall model is based on two ingredients, namely the initial conditions and the dynamical model. The dark halos are assumed here to be seeded by local density maxima and their structure is given by the peak statistics of BBKS (Hoffman 1988). Given the initial structure a dynamical model is needed to describe the spherical collapse in an expanding universe. The dynamics of a given mass shell has two phases, before and after shell crossing occurs. The first one is a trivial dynamics of an isolated shell in which energy is conserved. The other is a much more complicated process where a coupled non-linear problem has to be solved. As was shown by Fillmore & Goldreich (1984) this complicated problem of shell crossing can be solved by considering the adiabatic invariance of the motion. In the case of scale-free mass distribution, for a given spherical shell, characterized by a maximum expansion radius r and the mass that is confined within it $m(r)$, $rm(r)$ is an adiabatic invariant. The mass enclosed by a shell is composed of the primordial mass that was confined within it $m_0(r)$ and a secondary component of the mass contributed by external shells spending some fraction of their time within it, $m_{\text{add}}(r)$. It follows that the maximum expansion radius shrinks in time by a factor

$$F = \frac{m_0(r)}{m_0(r) + m_{\text{add}}(r)}. \quad (1)$$

However, as much as self-similar solutions are appealing, they have very limited validity in trying to calculate the structure of actual dark halos, although most of earlier work on the subject relied on self-similarity to calculate F (with the notable exception of Ryden 1988). We find that for our initial conditions the relation (1) is only approximately true and the exact application of adiabatic invariance typically yields values of F a few percent higher. In the calculation of m_{add} we follow here the numerical procedure of Lokas (2000). It turns out that the proper calculation of the collapse factor in the case of departure from self-similarity is crucial to the formation of central density cusps in dark halos. Previous calculations, where

the approach based on self-similarity was used, did not reproduce the density cusps (del Popolo et al. 2000).

We also generalized the improved spherical infall formalism to apply to the open universe models. This is straightforward and involves only some changes in the relation between the maximum radius and the initial radius of the shell (HS), the rate of growth of linear density fluctuations and the formula for the present age of the universe, which are all well known (e.g. Padmanabhan 1993).

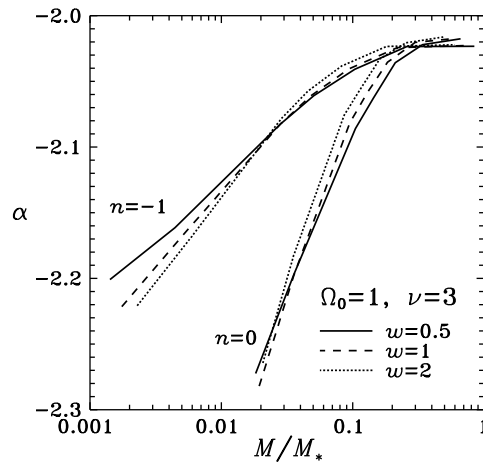


FIG. 1.— Slopes of the inner profiles of halos as a function of their mass obtained with different parameters w for $\Omega_0 = 1$, $\nu = 3$ and two spectral indices: $n = -1$ and $n = 0$.

3. RESULTS

We performed the calculations of cusps, i.e. the slopes of the final density profiles at 1% of the virial radius, with similar assumptions as adopted by Lokas (2000). The initial density field is smoothed with a Gaussian filter of size R and the initial time (redshift) of the evolution of the halo is calculated from the condition $\nu\sigma = 0.1$ (a value small enough for the linear theory to be valid), where ν is the height of the peak and $\sigma \propto R^{-(n+3)/2}$ is the rms fluctuation at scale R . The virial radius is obtained from the condition of the collapse time being equal to the present age of universe. We assume scale-free initial density fluctuation spectra $P(k) \propto k^n$ and normalize them to $\sigma_8 = 1$.

The most uncertain part of the model assumed here is the determination the boundaries of the collapsing halo, namely separating the mass bound to the halo from the rest of the universe. Here, this boundary is assumed to correspond to the half interpeak separation, with a smooth radial cutoff. We adopt the same exponential shape of the cut-off as in Lokas (2000) with a parameter w (a width of the cut-off filter in units of the smoothing scale R) as a measure of its sharpness: the smaller the w the sharper the cut-off. One may argue that w should be of the order of unity, since this is the resolution we get when smoothing the initial density field. However, the concentrations of final density profiles depend strongly on w which significantly reduces the predictive power of the spherical infall model.

Given the uncertainty in determining the cut-off, we check how the slopes of cusps depend on w . Figure 1 shows the effective slopes α of the final density profiles ($\rho \propto r^\alpha$) at 1% of the virial radius calculated with three

different values of $w = 0.5, 1$ and 2 in the case of $\Omega_0 = 1$ and two values of the spectral index n . All the results shown in this Figure were obtained for the height of the peak $\nu = 3$. The mass dependence comes from different smoothing scales, which according to the condition $\nu\sigma = 0.1$ can be translated to different initial redshifts. The plotted range of masses corresponds to initial redshifts in the range $1500 < z_i < 100$. The mass of the halo is a sum of the mass inside the shell that ends up as the virial radius and the mass contributed by the shells which turned around by the present. The masses were expressed in terms of the so-called present nonlinear mass M_* which depends on the cosmological model and reflects how advanced is the formation of nonlinear objects at present (see NFW; Lokas 2000).

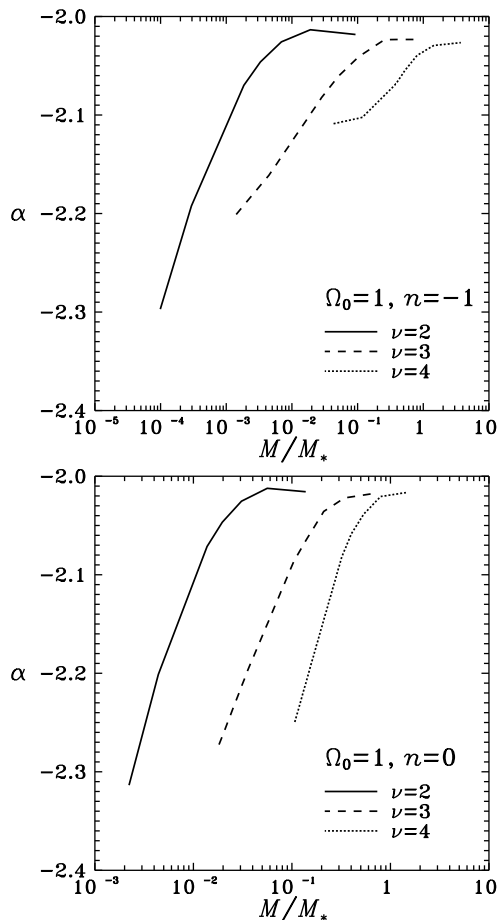


FIG. 2.— Slopes of the inner profiles of halos as a function of their mass for different heights of the peak ν , for $\Omega_0 = 1$ and two spectral indices: $n = -1$ (upper panel) and $n = 0$ (lower panel).

Fortunately, we find that the range of cusp profiles obtained for different masses depends very weakly on w . The slopes of the inner profiles vary between $\alpha = -2.3$ and $\alpha = -2$ when going from the smallest to the largest masses, being somewhat steeper for $n = 0$ than for $n = -1$, in agreement with the original prediction of HS.

Next, we explore the dependence of the inner profiles on the initial conditions taking into account different heights of the peak in the initial density field, ν , that gives rise to a bound object. Our condition $\nu\sigma = 0.1$ illustrates

the degeneracy which appears in this picture of structure formation: when ν is specified this condition enables us to relate uniquely the mass of the halo to the smoothing scale R . If we let ν vary, halos of the same mass can result from assumptions of different (ν, R) pairs.

We test the dependence of the inner profiles on the choice of ν by calculating the cusps for $\nu = 2$ and 4 in addition the results for $\nu = 3$ presented above. We accordingly adjust the scale of the cut-off in the initial density distribution (it is smaller for lower peaks, see Lokas 2000), but choose only the width $w = 0.5$, since, as we proved with Figure 1, the results depend weakly on its value.

The predictions of the inner profiles for different ν are shown in Figure 2. The trend of steeper cusps for lower masses seen in Figure 1 is preserved for all values of ν , but smaller ν (with the rest of initial conditions unchanged) typically produce smaller masses so the curves in Figure 2 are shifted accordingly (note the different scales of M/M_* axis in the two panels). Figure 3 shows how the results depend on the parameter Ω_0 . Again, our predictions agree with the trend of steeper profiles for lower Ω_0 found by HS.

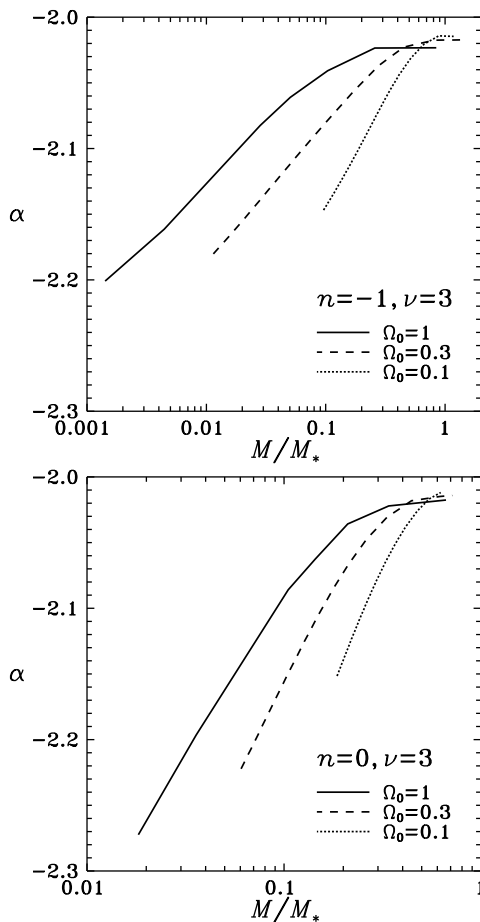


FIG. 3.— Slopes of the inner profiles of halos as a function of their mass for different values of Ω_0 (with height of the peak $\nu = 3$) and for two spectral indices: $n = -1$ (upper panel) and $n = 0$ (lower panel).

4. DISCUSSION

In the limit of large masses we reproduce the result of Fillmore & Goldreich (1984) and Zaroubi & Hoffman

(1993) who found that in the case of scale-free initial density distribution if this distribution is flat enough, the final density profile will be $\rho \propto r^{-2}$. This result can be interpreted in terms of the shape of the initial density distribution: the profiles of halos of larger mass originate from shells that initially were quite close to the peak, so their cumulative density distributions were rather flat.

When comparing our results to those of N -body simulations one must be careful about the meaning of the slope of the cusp. In the case of NFW profile the limiting inner slope of their fitting formula when $r \rightarrow 0$ is -1 , but this is not equal to the effective slope at $0.01r_v$, which instead is $\alpha = -(1 + 0.03c)/(1 + 0.01c)$, where c is the concentration, i.e. the ratio of the virial radius to the scale radius, r_s (the radius at which the slope is -2). Clearly, $r_s = 0.01r_v$ or $c = 100$ is enough to have $\alpha = -2$. For example, in the range of masses shown in Figure 1 for $n = -1$ the effective inner slopes calculated with the above formula (using the description NFW provide for the dependence of the concentration on mass) change between $\alpha = -2.2$ for the smallest mass and $\alpha = -1.3$ for the largest, that is they are quite far from the limiting slope of -1 . Comparison of these values with those predicted by our model shows that reasonable agreement is obtained for smaller masses, while for larger masses NFW predict much shallower cusps. Unfortunately, this conclusion is based on an extrapolation of the N -body results to the range of small masses, because in the simulations the halos are typically more massive than those we obtain.

A better agreement is expected with those authors of N -body simulations, who claim the inner slope to be closer to -1.5 . A detailed comparison with those results is not possible at present, since there is not enough information available concerning e.g. the concentrations of the halo profiles and their dependence on mass.

In general, however, the spherical infall model predicts inner slopes of the profiles that are steeper than those observed in N -body simulations. This result is expected, given the simplistic nature of the model where radial orbits are assumed. This assumption maximizes the secondary mass added to the original mass enclosed within a given shell, and therefore reinforces contraction which steepens the density profile. In reality, angular momen-

tum prevents a given shell from pulling inside some of the inner shells, which results in weaker adiabatic contraction of these shells. This effect was noticed before by Ryden (1988) who found that angular momentum acquired by tidal torquing can flatten the density profile even to $\rho \propto r^{-1}$ instead of the $\rho \propto r^{-2}$ expected for radial infall. Such behavior was also observed in the simulations of Huss, Jain, & Steinmetz (1999b) who showed that the addition of a tangential velocity dispersion to the perturbation that is spherically collapsing makes its cusp shallower and more similar to the NFW profile, while with negligible velocity dispersion the slope of the resulting cusp is close to -2 .

Comparisons of the theoretically predicted density profiles with observations have recently put the CDM-based scenario of structure formation in trouble (Moore et al. 1999). A detailed comparison is beyond the scope of the present paper, but we conclude with two comments. The strongest case against the claim that galaxies form via collisionless gravitational collapse is that of the core structure (or shallow cusp) of low surface brightness (LSB) galaxies (Kravtsov et al. 1998; Moore et al. 1999). However, van den Bosch et al. (1999) claim that in most cases observations of LSBs have low resolution and can place little constraints on the inner shapes of density profiles. In the cases with high enough resolution they find agreement with NFW. Anyway, LSBs are more angular momentum dominated, compared to normal galaxies with the same luminosity (McGaugh & de Blok 1999), and therefore we argue that these objects should typically have shallower density cusps. It is interesting to note here that steep inner profiles similar to NFW are roughly consistent with the observations of elliptical galaxies (Lokas & Mamon 2000). Thus we conclude that the paradigm of collisionless gravitational collapse should not yet be dismissed.

E. de Blok is gratefully acknowledged for educating us on LSB galaxies. ELL kindly acknowledges the hospitality of The Hebrew University where this project was started. This work was supported by the Polish KBN grant 2P03D00813 and by the Israel Science Foundation grant 103/98.

REFERENCES

- Bardeen, J. M., Bond, J. R., Kaiser, N., & Szalay, A. S. 1986, *ApJ*, 304, 15 (BBKS)
- Bertschinger, E. 1985, *ApJS*, 58, 39
- van den Bosch, F. C., Robertson, B. E., Dalcanton, J. J., & de Blok, W. J. G. 1999, submitted to *AJ*, astro-ph/9911372
- Crone, M.M., Evrard, A.E., & Richstone, D.O. 1994, *ApJ*, 434, 402
- Frenk, C.S., White, S.D.M., Davis, M., & Efstathiou, G. 1988, *ApJ*, 351, 10
- Fillmore, J. A., & Goldreich, P. 1984, 281, 1
- Fukushige, T., & Makino, J. 1997, *ApJ*, 477, L9
- Gunn, J.E. 1977, *ApJ*, 218, 592
- Gunn, J.E., & Gott, J.R. 1972, *ApJ*, 176, 1
- Hoffman, Y. 1988, *ApJ*, 328, 489
- Hoffman, Y., & Shaham, J. 1985, *ApJ*, 297, 16 (HS)
- Huss, A., Jain, B., & Steinmetz, M. 1999a, *MNRAS*, 308, 1011
- Huss, A., Jain, B., & Steinmetz, M. 1999b, *ApJ*, 517, 64
- Jing, Y. P., & Suto, Y. 2000, *ApJ*, 529, L69
- Kravtsov, A. V., Klypin, A. A., Bullock, J. S., & Primack, J. R. 1998, *ApJ*, 502, 48
- Lacey, C., & Cole, S. 1993, *MNRAS*, 262, 627
- Lokas, E. L. 1998, *MNRAS*, 296, 491
- Lokas, E. L. 2000, *MNRAS*, 311, 423
- Lokas, E. L., & Mamon, G. A. 2000, submitted to *MNRAS*, astro-ph/0002395
- McGaugh, S. S., & de Blok, W. J. G. 1998, *ApJ*, 499, 41
- Moore, B., Governato, F., Quinn, T., Stadel, J., & Lake, G. 1998, *ApJ*, 499, L5
- Moore, B., Quinn, T., Governato, F., Stadel, J., & Lake, G. 1999, *MNRAS*, 310, 1147
- Navarro, J. F., Frenk, C. S., & White, S. D. M. 1997, *ApJ*, 490, 493 (NFW)
- Nusser, A., & Sheth, R. K. 1999, *MNRAS*, 303, 685
- Padmanabhan, T. 1993, *Structure Formation in the Universe* (Cambridge: Cambridge Univ. Press)
- del Popolo, A., Gambera, M., Recami, E., & Spedicato, E. 2000, *A&A*, 353, 427
- Quinn, P. J., Salmon, J. K., & Zurek, W. H. 1986, *Nature*, 322, 329
- Syer, D., & White, S. D. M. 1998, *MNRAS*, 293, 337
- Ryden, B. S., & Gunn, J. E. 1987, *ApJ*, 318, 15
- Ryden, B. S. 1988, *ApJ*, 333, 78
- Tormen, G., Bouchet, F. R., & White, S. D. M. 1997, *MNRAS*, 286, 865
- White, S. D. M., & Zaritsky, D. 1992, *ApJ*, 394, 1
- Zaroubi, S., & Hoffman, Y. 1993, *ApJ*, 416, 410